




# BLAST ONE

SUPERIOR PERFORMANCE

## INTERNATIONAL CATALOG

EQUIPMENT  
COMPONENTS  
TECHNICAL REFERENCE



<b>1</b>		Blast Packages	Page 7
<b>2</b>		Blast and Paint Facilities	Page 35
<b>3</b>		Specialty Site Equipment	Page 63
<b>4</b>		Blast Nozzles, Couplings, Hoses	Page 113
<b>5</b>		Blast Machine Accessories	Page 165
<b>6</b>		Operator Safety Equipment	Page 211
<b>7</b>		General Site and Safety Equipment	Page 235
<b>8</b>		Specialty Application Tools	Page 247
<b>9</b>		Lead Paint Removal Systems	Page 271
<b>10</b>		Abrasives	Page 287
<b>11</b>		Books and Training Manuals	Page 299
<b>12</b>		Inspection Instruments	Page 309
<b>13</b>		Spray Machines	Page 335
<b>14</b>		Spray Guns, Tips and Hoses	Page 349
<b>15</b>		Spray Machine and Coating Accessories	Page 377
<b>16</b>		Technical Reference Section / Product Index	Page 405

1



**Blast Packages**

**Page 7**

Standard Blast Machines ..... 10

Mega-Blasters ..... 18

Mega-Blaster Options ..... 24

AirPrep Systems ..... 26

Mobile Air Compressors ..... 32

BlastOne Blast System Packages ..... 34

2



**Blast and Paint Facilities**

**Page 35**

Blast Rooms ..... 36

Paint Booths ..... 42

Finishing Systems ..... 48

Shot Blasting Systems ..... 54

Blast Cabinets ..... 60

Onsite Preventative Maintenance and Training Programs ..... 62

3



**Specialty Site Equipment**

**Page 63**

Vacuload Vacuum Recovery Systems ..... 64

Abrasive Recycling Systems ..... 70

Mobile Dust Collection ..... 78

Wet Blasting Technology ..... 84

Vacuum Blasting Systems ..... 88

Multi-Media Blasters ..... 94

VertiDrive Blasting Robot ..... 95

Tornado Spin Blaster ..... 96

Track Blasters ..... 98

UHP Water Jet ..... 100

Decontamination Systems ..... 106

Dehumidification Systems ..... 108

Internal Pipe Blast and Paint Systems ..... 110

4



**Blast Nozzles, Couplings, Hoses**

**Page 113**

Blast Nozzles ..... 114

Blast Hoses ..... 127

Blast Couplings ..... 132

Nozzle Holders and Washers..... 136

Blast Hose Safety Cable..... 139

Threaded Quick Couplings..... 140

Coupling Gaskets & Accessories ..... 142

Air Hoses and Fittings..... 145

Coupling Identification Chart..... 164

5



**Blast Machine Accessories**

**Page 165**

Abrasive Metering Valves..... 166

Remote Control Valves and Systems..... 174

Deadman Handles..... 188

Hazardous Area Lighting ..... 201

Moisture Separators ..... 210

6



**Operator Safety Equipment**

**Page 211**

Blast Helmets and Accessories..... 212

Welding /Grinding Respirators ..... 219

Paint Helmets, Hoods and Airfed Masks ..... 222

Breathing Air Hose and Fittings ..... 223

Climate Control Tubes and Cooling Vests ..... 226

Breathing Air Filters ..... 228

Carbon Monoxide Monitors and Testers ..... 230

7



**General Site and Safety Equipment**

**Page 235**

Respirators and Accessories..... 236

Fall Arrest/Height Safety Equipment ..... 239

Gloves and Overalls ..... 239

Foot Covers, Head Protection and Masks ..... 243

Hearing and Eye Protection ..... 244

Storage Cabinets, Miscellaneous Safety Equipment ..... 246

Safety Warning Signs ..... 246

8



**Specialty Application Tools**

**Page 247**

Internal Pipe Blasting Tools ..... 248

Internal Pipe Coating Tools ..... 252

Hand and Power Tools ..... 255

Ventilation Equipment and Ducting ..... 259

Air Filtration and Cabinet Spares, Laser and Suction Blast ..... 260

Blast Tape ..... 263

Vacuum Blast Tools and Accessories ..... 264

Vacuum Transfer Systems ..... 268

Specialized Dust Collector Units ..... 269

9



**Lead Paint Removal Systems**

**Page 271**

Environmental Containment, Control and Ventilation ..... 272

Chromate & Lead Test Kits, Waste Pre-Treatment ..... 274

Air Samplers, Lead Dust Safety Equipment ..... 275

Specialized Containment Systems ..... 275

Containment Sheeting Systems and Accessories ..... 276

Rental Equipment for Lead Abatement Projects ..... 282

10



**Abrasives**

**Page 287**

Specialty Recyclable Abrasive ..... 289

Specialty Expendable Media ..... 290

Chilled Iron & Steel Abrasive ..... 293

Stainless Steel Abrasive ..... 295

Abrasive Blasting in Detail ..... 297

Garnet – the Recycling Factor ..... 298

11



**Books and Training Manuals**

**Page 299**





Work Practice and Training ..... 300

Coating Inspection ..... 304

Lead Paint Abatement ..... 306

Concrete Coating ..... 307

Technical Information Publications ..... 308

<b>12</b>	<b>Inspection Instruments</b>	<b>Page 309</b>
	Coating Inspection Kits .....	310
	Dry Film Measurement .....	312
	Wet Film Measurement .....	315
	Climatic Condition Monitoring .....	316
	Surface Profile Measurement .....	320
	Coating Adhesion Testing .....	326
	Holiday Detection, Spark Testing Units .....	328
	Surface Cleanliness Measurement and Comparators.....	330
<b>13</b>	<b>Spray Machines</b>	<b>Page 335</b>
	Essential Components to Keep You Spraying Safely and Efficiently .....	336
	Specialty Coatings.....	338
	Industrial and Marine Coating Applications .....	340
	Contractor Coating Application .....	344
	Two Component Fast Set Coatings: Polyurea/Foam .....	347
	How to Pick the Right Finishing Equipment for the Job .....	348
<b>14</b>	<b>Spray Guns, Tips and Hoses</b>	<b>Page 349</b>
	Airspray Guns, Hoses and Pressure Pots .....	350
	Airless Spray Guns.....	358
	Air Assisted Airless Guns, Electrostatic Guns .....	361
	Airless Pole Guns, Extensions, Rollers & Filters .....	362
	Airless Spray Hoses .....	368
	Choosing the Right Tip.....	370
	Airless Spray Tips .....	370
	Specialty Application Spray Guns .....	375
<b>15</b>	<b>Spray Machine and Coating Accessories</b>	<b>Page 377</b>
	Pump Suction Kits and Accessories .....	378
	Pump Repair Kits .....	380
	High Pressure Filters, Screens, Fittings and Accessories .....	387
	Fluid Heaters and Agitators.....	389
	Hand Rollers, Brushes and Floor Coating Tools.....	395
	Spray Booths and Accessories .....	402



**Technical Reference Section**

**Page 405**

Technical Reference Section: Contents ..... 406

Abrasive Blasting System: Daily Component Checklist..... 410

Spray Painting System: Daily Component Checklist..... 412

Blasting and Spray Safety Warnings ..... 414

Handy Hints and Tips that could increase your profits and efficiency..... 416

Handy Hints and Tips to help make your job safer..... 419

Abrasive Blasting Technical Data Tables ..... 424

How to Choose your Abrasive Correctly..... 430

Surface Preparation Grades of Blast Cleaned Steel..... 432

Surface Profile and Abrasive Size vs Profile ..... 434

Measuring Surface Profile and Surface Cleanliness ..... 438

Coatings, Filtration and Viscosity Information ..... 439

Surface Cleanliness ..... 442

Safe Painting Conditions..... 444

Paint Application Tables ..... 448

Pipe Threads/Sizes ..... 452

Pressure Loss Charts ..... 454

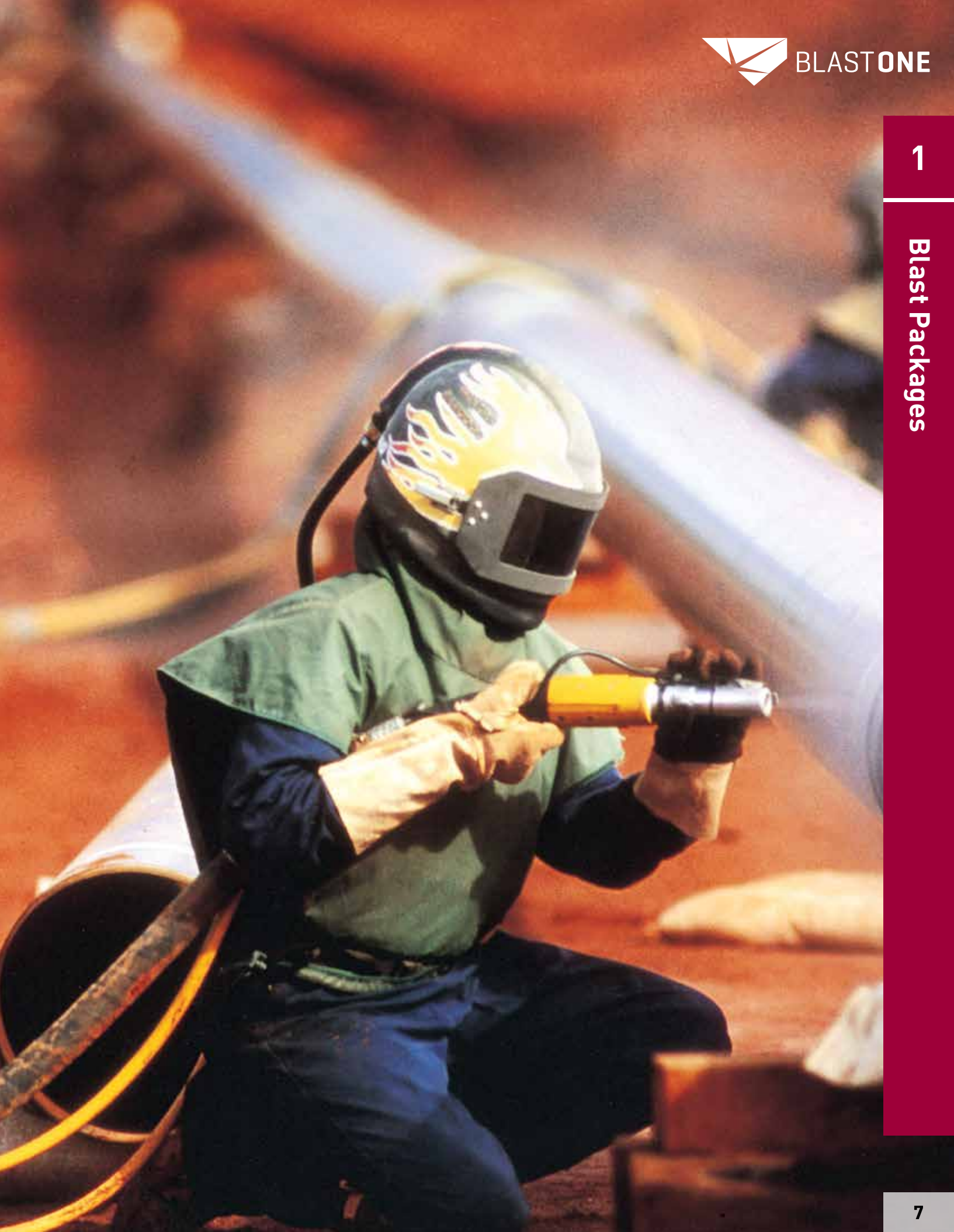
Steel Surface Area Reference & Dimension Tables ..... 456

Conversion Tables – English USA to Metric Units/Metric to English USA Units..... 465

Standards Reference Guide..... 468

**Product Index**

**Page 472**





# 30 items that will really make your blasting pac

**It's the little things in a BlastOne System that really make all the difference!**

- 1 Nova Comfort Plus™ Airfed Helmet – quiet and comfortable
- 2 Multi Lens System. Standard or Tear-Off lens
- 3 Easy-to-see pop-up airflow indicator for added operator safety and comfort
- 4 New improved Response™ Deadman Control Handle – easier to hold
- 5 Blasting Gauntlets
- 6 Nozzle Holder
- 7 ULTRA-TUFF™ High-Performance Longlife Nozzle
- 8 Hi-Flow Rubber Air Hose for supplying unrestricted airflow to the Breathing Air Filter
- 9 Climate Control Tube for your comfort and safety
- 10 SupaFlex™ Blast Hose – flexible and long lasting
- 11 Color Coded Twinline Hose
- 12 Abrasive Resistant Blast Suit
- 13 Approved Breathing Air Hose with double action connectors
- 14 New Radex™ high volume Breathing Air Filter with Regulator
- 15 Large Handway – easier access
- 16 Spherical Pop-Up Valve – outlasts others by far!
- 17 BlastOne Blast Machine 150psi rated to AS1210/ASME/CE Standard – lower height for ease of loading and larger capacity
- 18 Lifting Lugs – for crane lifting
- 19 Large Grip Handle (optional Loading skid)
- 20 Combo Valve™ or Thompson Valve™ Remote Control System – fast and safe control
- 21 Hi Flow Tangential Moisture Separator – for no pressure loss
- 22 Heavy Duty Wingnut and Spud connector
- 23 Steeper 45° cone for better abrasive flow
- 24 MegaFlow™ Air Supply Supersynthetic Bull Hose
- 25 Large Semi Pneumatic tires – makes moving the unit easier
- 26 Fullflow Plumbing for low pressure loss – blast faster!
- 27 New improved MicroValve™ Series II Abrasive Metering Valve
- 28 Stable and sturdy leg frame keeps weight off wheels
- 29 Whipcheck
- 30 New Datalogging CO Alarm



# Package safer, more reliable and more productive





## BLASTONE® BLAST PACKAGES

BlastOne abrasive air blasting equipment is built for highest productivity, safety and dependability.

The BlastOne blasting systems use full flow piping, significantly reducing pressure loss. Quality valves and precise controls result in significant reduction in abrasive costs, minimization of downtime and reduction in clean-up and abrasive disposal costs.

BlastOne blast machines are built by Schmidt® and other world leading equipment manufacturers.



## KEY FEATURES

The BlastOne blast machines are built for continuous high production use. Extra cost has gone into many details and additional features to increase production, save you money in maintenance and make your blasting job quicker and easier.



### LOWEST PRESSURE LOSS

Every 1 psi of nozzle pressure equals 1.5% blasting speed. Schmidt® production machines operate at full production with **less than 3 psi pressure loss**. Most “standard” machines available have as much as 10-15 psi pressure loss (15-22% of your production rate)




### THE SUREFIT™ HANDWAY GASKET

The Schmidt SureFit™ handway gasket simplifies installation of the handway. It eliminates loose gaskets that are difficult to keep properly aligned, make installation difficult and cause leaks. The SureFit gasket snaps easily onto the handway cover to ensure proper alignment and maximize a proper seal.



### LOWEST ABRASIVE CONSUMPTION

Precision Abrasive Metering from Schmidt Valves. The accuracy of adjustment means you can get your abrasive setting **just right**, grain for grain. You can save heaps of abrasive. Reports from the field tell us that these valves are saving more than 20% abrasive consumption. You would rather use 4 ton of abrasive instead of 5 ton to do a job, wouldn't you?



### FAST ACTING CONTROL SYSTEMS

**Concerned about safety?** Then the G2 deadman control system with the Thompson II Valve is a must. An extra few seconds to shut down can mean the difference between being injured and not. Every time you start blasting, where other systems will give a “surge” of abrasive before you can actually work, this is instant start/stop.

## WHY INVESTING IN A BLASTONE BLAST MACHINE CAN GIVE YOU LONG LASTING VALUE FOR MONEY

BlastOne blast machines are built for continuous high production use. Extra cost has gone into many details and additional features to increase production, save you money in maintenance and make your blasting job quicker and easier.



## HERE ARE 7 GOOD REASONS TO BUY A BLASTONE BLAST MACHINE

1

### LOWEST ABRASIVE CONSUMPTION

The BlastOne metering valves are recognized as the best valve for "grain by grain" abrasive metering. This accurate metering can allow your operators to perform the same task with much less abrasive.

### LOWEST PRESSURE LOSS

BlastOne blast machines feature efficient full flow pipework and valving to reduce dreaded pressure loss to the lowest in the industry. This keeps you blasting faster!

### 150PSI WORKING PRESSURE

Every 1psi above 100psi equals a 1.5% productivity increase. With a 150psi rated blast machine, you can 'wind-up' the pressure at the compressor. Blasting at 150psi can be 75% faster than at 100psi!

### STEEP 45 DEGREE PRECISION SPUN OUTLET CONE

BlastOne blast machines are built with a 45 degree spun outlet cone to keep the abrasive flowing freely. This means uninterrupted, consistent blasting.

### FASTER ACTING DEADMAN CONTROLS

Concerned about safety? The Schmidt Combo Valve™ deadman control is one of the fastest and most efficient valves of its type in the industry. A few extra seconds to shut down can mean the difference between an injury or not.

### LOWER LOADING HEIGHT

If you or your operators have to shovel or lift abrasive into the blast machine, you'll be glad to see that the BlastOne blast machine range is nearly 6 inches shorter than an equivalent capacity 'standard' blast machine. This may just save your back! The extra large capacity dome holds extra abrasive ready for fast filling through the unique hemispherical pop up valve. The lower center of gravity also helps make it safer and more stable.

### ERGONOMIC BLAST MACHINE DESIGN

For maximum stability the BlastOne units are built with a sturdy base frame. Large semi pneumatic wheels and rigid handle make them much easier to move around than 'standard' pots.



“ I have found I only have to take half as much garnet with me to each job since I bought the new BlastOne pot. ”

CONTRACTOR, SAN DIEGO USA

“ With our new blast package we have increased production by 34%! We never realized how much pressure we lost with all the restrictions in our old pot and system. Without even changing our compressor we have 22psi more pressure at our blast nozzle. ”

SHIPYARD, SYDNEY AUSTRALIA



**1.0 cu ft Blast Machine**

The 1.0 cu ft pot is ideal for small blasting applications such as touch-up and spot blasting. Its size and wheels make it highly maneuverable compared to the bigger heavy pots.

**Specified Capacity (app)**

- 1.0 cu ft / 30 liters

**Abrasive Capacity (app)**

- Garnet - 150 lbs / 70 kg
- Steel Grit - 250 lbs / 120 kg

**Height (Excluding Handle)**

- 32 in / 810 mm

**Length (Including Handle)**

- 18 in / 460 mm

**Width (Including Lift Lugs)**

- 14.5 in / 370 mm

For small blasting applications, touch up work, spot blasting

Part Number	Description
BMS 10	S-Series 1.0 cu ft Blastpot



**2.0 cu ft Blast Machine**

The 2.0 cu ft pot is ideal for small blasting applications such as touch-up and spot blasting. Its size and wheels make it highly maneuverable compared to the bigger heavy pots.

**Specified Capacity (app)**

- 2.0 cu ft / 60 liters

**Abrasive Capacity (app)**

- Garnet - 300 lbs / 140 kg
- Steel Grit - 500 lbs / 230 kg

**Height (Excluding Handle)**

- 49.5 in / 1260 mm

**Length (Including Handle)**

- 27.5 in / 700 mm

**Width (Including Lift Lugs)**

- 21 in / 540 mm

For small blast rooms, spot blasting

Part Number	Description
BMS 20	S-Series 2.0 cu ft Blastpot



**3.5 cu ft Blast Machine**

The BlastOne blast machines are built for continuous high production use. The 3.5 cu ft pot is an ideal unit for any job requiring high production blasting.

Typically used by mobile contractors for mounting to the back of a pick-up truck.

**Specified Capacity (app)**

- 3.5 cu ft / 100 liters

**Abrasive Capacity (app)**

- Garnet - 500 lbs / 230 kg
- Steel Grit - 850 lbs / 390 kg

**Height (Excluding Handle)**

- 41.5 in / 1050 mm

**Length (Including Handle)**

- 25 in / 630 mm

**Width (Including Lift Lugs)**

- 24.5 in / 625 mm

For mobile contractors, truck mounting, high production

Part Number	Description
BMS 35CM	Schmidt 3.5 cu ft Combo/ Micro Blast Pot
BMS 35TV	Schmidt 3.5 cu ft Thompson II Blast Pot



**6.5 cu ft Blast Machine**

The 6.5 cu ft pot is an ideal unit for any job requiring high production work. The large capacity will mean less down time refilling the hopper.

**MOST POPULAR**

**Specified Capacity (app)**

- 6.5 cu ft / 185 liters

**Abrasive Capacity (app)**

- Garnet - 950 lbs / 430 kg
- Steel Grit - 1580 lbs / 700 kg

**Height (Excluding Handle)**

- 47 in / 1195 mm

**Length (Including Handle)**

- 33 in / 855 mm

**Width (Including Lift Lugs)**

- 31 in / 785 mm

For high production work, easy to fill with large capacity

Part Number	Description
<b>BMS 65CM</b>	Schmidt 6.5 cu ft Combo/ Micro Blast Pot
<b>BMS 65TV</b>	Schmidt 6.5 cu ft Thompson II Blast Pot



**10.0 cu ft Blast Machine**

The 10 cu ft pot is designed for use in a blast room where 1 or 2 blasters can work off the same blast pot. Typically the pot would be refilled from a storage hopper.

**Specified Capacity (app)**

- 10.0 cu ft / 285 liters

**Abrasive Capacity (app)**

- Garnet - 1500 lbs / 670 kg
- Steel Grit - 2450 lbs / 1100 kg

**Height (Excluding Handle)**

- 59 in / 1500 mm

**Length (Including Handle)**

- 33 in / 855 mm

**Width (Including Lift Lugs)**

- 31 in / 785 mm

For site work or blasting room installation, 1 - 2 operators from one blast machine

Part Number	Description
<b>BMS 1001CM</b>	Schmidt 10 cu ft Combo/ Micro Blast Pot, Single Outlet
<b>BMS 1001TV</b>	Schmidt 10 cu ft Thompson II Blast Pot, Single Outlet



**20.0 cu ft Blast Machine**

The 20 cu ft blast pot is used in a large blastroom where 2-4 blasters operate from the one blast machine.

**Specified Capacity (app)**

- 20.0 cu ft / 570 liters

**Abrasive Capacity (app)**

- Garnet - 2950 lbs / 1350 kg
- Steel Grit - 4900 lbs / 2250 kg

**Height (Excluding Handle)**

- 68 in / 1725 mm

**Length (Including Handle)**

- 47 in / 1200 mm

**Width (Including Lift Lugs)**

- 37 in / 940 mm

For blasting room installation, 2 - 4 operators from one blast machine

Part Number	Description
<b>BMS 200</b>	Schmidt 20 cu ft Dual Outlet Thompson II Blastpot



# BLAST PACKAGES

1



## 3.5 Pipeliner Skid

Skid mounted compact blast system designed to be able to have everything on one skid. Commonly used for small pipeline blasting projects, or any smaller blasting project where access is tight and a compact portable machine is required.

- BMS3.5 blast machine with Thompson Valve outlet
- 250 cfm air drier – select ACS or ACSD deliquescent drier option
- Breathing air filter
- Carbon monoxide alarm
- Tool box
- Hose rack
- Central lifting lug

Designed for a small pipeline project. Very portable

Part Number	Description
<b>BM PIPSYSS</b>	Pipeline Blast System - Small - with 3.5 Blast Pot, ACS250



## 6.5 Pipeliner Skid

Skid mounted high production blast machine. Commonly used for mainline pipeline production.

Can be mounted on back of truck, trailer, etc.

- BMS6.5 blast machine with Thompson Valve outlet
- 400 cfm Air Drier – select ACS or ACSD deliquescent drier option
- Breathing air filter
- Carbon monoxide alarm
- Tool box
- Hose rack
- Central lifting lug

Mainline pipeline production

Part Number	Description
<b>BM PIPSYSL</b>	Pipeline Blast System - Large - 6.5 Blast Pot and ACS400



## 6.5 Pipeliner Skid with Compressor

Skid mounted high production blast System with intergrated compressor. This system has been built with the highest production equipment ensuring best productivity. Can be mounted on back of truck, trailer, etc

- BMS6.5 blast machine with Thompson Valve outlet
- 400 cfm Air Drier – select ACS or ACSD deliquescent drier option
- 375 cfm 150 psi diesel air compressor
- Breathing air filter
- Carbon monoxide alarm
- Tool box
- Hose rack
- Central lifting lug
- Room for 2 skids of abrasive

High Production with a compressor

Part Number	Description
<b>BM PIPSYSL375AC</b>	Pipeline Blast System - with 375 cfm Air Compressor



**6.5 High Production Blasting Trailer**

**Multi-Pack Blasting System**

**Pipeliner MegaBlaster™**

Trailer mounted (highway certified) high production blasting system. This system has been built with the highest production equipment ensuring best productivity.

Ideal for truck mounting or for using on those large blasting jobs where a MegaBlaster™ is too high or cannot be used.

The ultimate production machine for blasting pipeline joints on large mainline pipeline projects. Can be mounted on crawlers as shown in the picture or just mounted on the back of a truck.

Maximise efficiency when onsite by having an all in one ready-to-blast set-up. Tow up to any blasting project, roll out the hose and within minutes you are blasting.

BlastOne high performance blast machines are utilized, giving ultimate performance and efficiency.

When blasting pipelines, typically 2 blasters are operating – one each side of the pipe, and an extension arm hangs one hose over the pipe to the blaster on the other side. Filled with abrasive (typically SpeedBlast garnet), this Mega can blast for 2 days straight without having to come back to base to refill.

- BMS6.5 blast machine with Thompson Valve outlet
- 400 cfm Air Drier – select ACS or ACSD deliquescent drier option
- 375 cfm 150 psi diesel air compressor
- Breathing air filter
- Carbon monoxide alarm
- Tool box
- Hose rack
- Room for 1 skid of abrasive

- 4 x BMS6.5 blast machine with Combo/Micro Valve systems
- 4-ton overhead storage hopper (4 ton of garnet abrasive)

- BMS 120 MegaBlaster™ – truck mounted
- 2 x Thompson Valve outlets
- Vacuum loaded – never have to get up and open the hatch up on top to refill – just pull in beside the bulk bags of abrasive, put the vac hose in the bag and load it up
- Typically used in conjunction with an AirPrep air drying system which is also mounted on the truck/crawler

Ideal for the blaster who has a lot of smaller sized projects

Keep 4 blasters busy all day with a Multi-Pack Blasting System

The ultimate production unit for pipeline blasting

Part Number	Description
<b>BM PIPSYSL375ACT</b>	Pipeline Blast System - Trailer Mounted

Part Number	Description
<b>BM SPE4X65CM</b>	Multi-Pack Blasting System 4 x 6.5 Blast Pots
<b>BM SH4P</b>	Hopper Only

Part Number	Description
<b>Call BlastOne for your options!</b>	



## BLASTONE MEGABLASTERS™

BlastOne MegaBlasters are designed to maximise the cost savings of volume production. These high productivity blasting systems feature multi-outlet Thompson Valve™ II controls that allow each operator independent control of their abrasive media flow.

The MegaBlasters hold enough abrasive for 2-4 operators to blast all day without stopping.



## KEY FEATURES

The BlastOne MegaBlasters are built for continuous high production use. Extra cost has gone into many details and additional features to increase production, save you money in maintenance and make your blasting job quicker and easier.



### LOADING PORT HALOK™

Pressure safety interlock system which prevents opening of loading port until the bulk tank is fully depressurized.



### MANWAY STAY

Easily remove and replace the manway with auto-alignment of gasket and cover, self supporting brackets take the guesswork out of a secure seal.



### ERGO-LADDER™

Allows access to top of vessel in a safer, more comfortable manner.



### CEN™ BLOWDOWN MUFFLER WITH CONTROLLED AIR RELEASE

Controlled Expansion Nozzle (CEN) blowdown muffler reduces blowdown noise level to 92 decibels (OSHA and NIOSH acceptable level for no ear protection equipment). The CEN blowdown muffler also prevents frost build-up, minimizing possible safety hazards due to pressure retention.

## MEGABLASTERS ARE GUARANTEED TO SAVE YOU MONEY

MegaBlasters reduce abrasive consumption by 20% and increase blasting speeds by 30%. This is why contractors swear by their money saving features.



## LOWEST ABRASIVE CONSUMPTION

The BlastOne metering valves are recognized as the best valve for “grain by grain” abrasive metering. This accurate metering can allow your operators to perform the same task with much less abrasive.

## LOWEST PRESSURE LOSS

BlastOne blast machines feature efficient full flow pipework and valving to reduce dreaded pressure loss to the lowest in the industry. This keeps you blasting faster!

## 150PSI WORKING PRESSURE

Every 1psi above 100psi equals a 1.5% productivity increase. With a 150psi rated blast machine, you can ‘wind-up’ the pressure at the compressor. Blasting at 150psi can be 75% faster than at 100psi!

## SAFER ABRASIVE LOADING

Dual ladders allow easy access to closure. 10” quick-opening cam lock fill port requires less maintenance and provides for easier loading.

## ONSITE PORTABILITY

Rugged yard towable or optional highway rated trailers, with full-load lifting eyes, for ease of transport. Not rated for steel abrasives.



“ My blasters used to take their helmets off every 45 minutes during refilling and by the time they’d had a drink, 15 minutes was lost – each hour! Now we only stop for meal breaks! ”

CONTRACTOR IN MELBOURNE AUSTRALIA

“ We get 2 hours of extra blasting every shift because the blasters don’t have to stop to refill anymore! ”

SHIPYARD, SEATTLE WA



**75 cu ft Mini-Mega**

This skid mounted pot is often used as a portable unit for blasting pipelines or for a large blast room.

Up to 4 outlets possible.

**Specified Capacity**

- 75 cu ft / 2100 liters

**Abrasive Capacity**

- Garnet – 11000 lbs / 5 tonne
- Slag – 7500 lbs / 3.75 tonne

**Height**

- 97 in / 2470 mm

**Length**

- 102 in / 2770 mm

**Width**

- 79 in / 2010 mm

Truck mounting or high capacity blast room. 2 - 3 operators

Part Number	Description
<b>BMS 752TV</b>	Schmidt 75 cu ft MegaBlaster with Dual Thompson II Valve Outlets, Skid Mounted

**120 cu ft MegaBlaster**

Used by tank and bridge painters for high productivity blasting.

Can hold 6 ton of slag and 8 ton of garnet. Up to 4 outlets possible.

**Specified Capacity**

- 120 cu ft / 3400 liters

**Abrasive Capacity**

- Garnet – 18000 lbs / 8.2 tonne
- Slag – 12000 lbs / 6 tonne

**Height**

- 109 in / 2770 mm

**Length**

- 109 in / 2770 mm

**Width**

- 79 in / 2010 mm

Large site work. 2 - 4 operators

Part Number	Description
<b>BMS 1202TV</b>	Schmidt 120 cu ft MegaBlaster with Dual Thompson II Valve Outlets, Skid Mounted

**160 cu ft MegaBlaster**

The productivity tool for industrial blasters is our 160 cu ft MegaBlaster™.

Can hold up to 8 ton of slag and 10 ton of garnet. Up to 4 outlets possible

**Specified Capacity**

- 160 cu ft / 4500 liters

**Abrasive Capacity**

- Garnet – 23800 lbs / 10.8 tonne
- Slag – 16000 lbs / 8 tonne

**Height**

- 115 in / 2920 mm

**Length**

- 109 in / 2770 mm

**Width**

- 91 in / 2310 mm

Very large site work. 2 - 6 operators

Part Number	Description
<b>BMS 1602TV</b>	Schmidt 160 cu ft MegaBlaster with Dual Thompson II Valve Outlets, Skid Mounted

<b>BMS 1604TV</b>	Schmidt 160 cu ft MegaBlaster with 4 Thompson II Valve Outlets, Skid Mounted
-------------------	--



**160 cu ft Supa-Mega**

New trailer mounted Supa-Mega MegaBlaster™ with AirPrep air dryer directly mounted onto the blast tank. Saving significant space and increasing production.

Up to 4 outlets possible.

**Specified Capacity**

- 160 cu ft / 4500 liters

**Abrasive Capacity**

- Garnet – 23800 lbs / 10.8 tonne
- Slag – 16000 lbs / 8 tonne

**Height**

- 123 in / 3130 mm

**Length**

- 139 in / 3530 mm

**Width**

- 95 in / 2420 mm

With a built in airdryer for large site work / high productive contractors

Part Number	Description
<b>BMS 1602TVH1600</b>	Schmidt 160 cu ft SupaMega with Dual Thompson II Valve Outlets, Skid Mounted, with 1600 cfm AirPrep



**800 cu ft Maxi-Mega**

Extremely large MegaBlasters™ like this 800 cu ft are commonly found in shipyards running up to 20 nozzles at once!

**Specified Capacity**

- 800 cu ft / 22800 liters

**Abrasive Capacity**

- Garnet – 73000 lbs / 33.1 tonne
- Slag – 80000 lbs / 40 tonne

**Height**

- 326 in / 8280 mm

**Length**

- 105 in / 2670 mm

**Width**

- 96 in / 2440 mm

Very large facility. 6 - 20 operators

Part Number	Description
<b>BMS 8002TV</b>	Schmidt 800 cu ft MegaBlaster with Dual Thompson II Valve Outlets, Skid Mounted



**120 cu ft Bulk Amphiblast**

The Schmidt Bulk AmphiBlast is the latest in blasting technology and efficiency. This machine can give you wet blasting, dry blasting, wash down, and blow down simultaneously for the 4 different operators.

**Specified Capacity**

- 120 cu ft / 3400 liters

**Abrasive Capacity**

- Garnet – 18000 lbs / 8.2 tonne
- Slag – 12000 lbs / 6 tonne

**Note:** The Bulk AmphiBlast is the first in its kind to offer wet or dry blasting in a bulk capacity! 4 Blasters each with individual control over how they want to blast.


For the company who wet and dry blast on large projects

Part Number	Description
<b>BMS 1204TVAMPHI</b>	Schmidt 120cuft AmphiBlast Bulk Blaster with 4 TV outlets skid mount



MEGABLASTER OPTIONS

1



**BULK BAG RACK**

Loading rack mounted above your MegaBlaster will allow you to safely and efficiently empty the contents of your bulk bag into the tank.



**SAFE ACCESS PLATFORM**

Attach a working platform and safety barriers next to one of the access ladders. Improves safety when loading Mega with abrasive – rather than standing from a ladder on the side of machine.



**MEGA FLOW 2" OUTLETS**

SuperFlow™ upgrade to increase the valves and 'pusher-line' to 2" full bore (50mm) – will increase production by up to 25%! Will also allow use of the Tornado™ Hand Held Spin Blaster unit.



**VACUUM LOADING**

A safe, practical and economical compressed air powered accessory to add to any bulk blast system. No more lifting heavy bulk bags full of blast media to load the Mega – simply fill your MegaBlaster safely with abrasive from ground level. Minimise your downtime – no more waiting for cranes to come and perform a bulk bag lift. It takes seconds to switch the compressed air supply from the blasting supply over to the vacuum supply and commence loading.



**UNION END BALL VALVES**

Robust, heavy duty valve that enables very simple isolation and servicing of the Thompson valve.



**TIME CLOCK**

This option allows you to monitor how long each blaster has blasted and blown down for, to the tenth of an hour! Makes preventative maintenance a breeze! i.e. every number of hours replace Thompson Valve seals, minimise downtime. Will greatly help costing jobs and quoting further jobs – you can see exactly how many blasting hours each nozzle has done, and thus monitor abrasive consumption and operator efficiency.



**MIST BLASTER**

Want to be able to vapor/mist blast? Add this attachment to your MegaBlaster and have 4 operators blasting simultaneously, almost without dust. Can be used for wet or dry blasting at the turn of a ball valve.

## MOUNTING OPTIONS

### LEG MOUNT



### SKID



### YARD TRAILER



### HIGHWAY TRAILER





## AIRPREP™ SYSTEMS

If you are serious about production blasting – that is, continual production blasting to earn profits each and every day – you'll need to invest in a serious moisture removal system.

You should not underestimate the benefits of using cool, dry air for blasting. You can actually blast up to 15% faster! You never have to choke your blast machine, and your abrasive metering valve doesn't need constant adjustments – so you save money in abrasive.



## KEY FEATURES

Designed for maximum performance to handle high humidity environments or offer a higher level of moisture removal for critical applications. If your blast operation or jobsite is in a region that experiences wide differences in the daily high and low temperatures, an air dryer is a must to handle the moisture generated in these environments.



### MAXIMUM PERFORMANCE SYSTEM

Less than 3 psi pressure loss at 40% over stated capacity. Schmidt AirPrep Systems use an oversized radiator for maximum flow and cooling.



### RUGGED, PORTABLE AND TOUGH

Schmidt AirPreps are skid mounted and have a heavy grating over the radiator to shield the unit from outside forces. They last forever.



### STAINLESS STEEL DEMISTER PAD

Stainless steel coalescing demister pad for non-restrictive effective moisture removal - no restrictive elements. No replacement elements required.



### DELIQUESCENT SAVING DESIGN

Schmidt deliquescent dryers use a bed of marbles to ensure that deliquescent beads last until they are totally dissolved. This has been documented to use 50% less deliquescent.

## HOW CAN YOU INCREASE PROFITS USING DRY AIR?

Many blasters who use AirPrep moisture removal systems find that cool, dry compressed air actually blasts up to 15% faster. That's like 1 hour extra blasting each 8 hour day, free!! Dry air makes it much easier to control your abrasive flow. You almost never need to choke your blast machine again. And by getting the abrasive metering just perfect many blasters find they use 25% less abrasive.



## ARE YOU CONSIDERING BUYING AN AIRPREP MOISTURE REMOVAL SYSTEM?

### FACT 1

Blasters who use AirPrep moisture removal systems usually find that cool, dry compressed air actually blasts up to 15% faster.

### FACT 2

On an average day with low humidity a 950 AirPrep will draw up to 50 gallons of water out of the blasting air.

### FACT 3

Moisture is a blaster's worst enemy. i.e. extra material used, extra labour hours resulting in lower productivity. Just imagine – 1 extra hour of blasting each 8 hour day, free!!

### Are you sick and tired of stop/start blasting your blast setup because of the clogging up of your system?

With dry air it is much easier to control your abrasive flow. You will rarely need to choke your blast pot again, using an AirPrep™

This, with getting the abrasive metering near perfect, enables many blasters to use 25% less abrasive, just by adding an AirPrep to their blasting package.



“ An AirPrep is just as important as the blast pot to take to our job sites. ”

EXPERIENCED BLASTER, HOUSTON TEXAS

“ We have proved that AirPreps pay for themselves inside 6 months. We'll never go to a project without one. ”

LARGE CONTRACTOR, MELBOURNE AUSTRALIA

“ Even on a normal day, the AirPrep removes gallons of water from our compressed air. It's amazing! It lets us use the leanest abrasive mixture. ”

CONTRACTOR, DUBAI



**250 cfm AirDryer**

Ideal for a small blast nozzle – up to a #6. Very portable. Often used when using specialty medias.

**Specified Capacity**

- 250 cfm

**Height**

- 46 in / 1170 mm

**Length**

- 34 in / 865 mm

**Width**

- 28½ in / 725 mm

**Weight**

- 271 lbs / 123 kg

**400 cfm AirDryer**

The workhorse of the industry. This air dryer will manage anything you put through it. Often used on a skid with a blast pot mounted beside it.

**Specified Capacity**

- 400 cfm

**Height**

- 63 in / 1600 mm

**Length**

- 39 in / 1000 mm

**Width**

- 29½ in / 750 mm

**Weight**

- 781 lbs / 355 kg

**750 cfm AirDryer**

This AirDryer will Handle two blasters off one 750 or 800 cfm compressor.

**Specified Capacity**

- 750 cfm

**Height**

- 71 in / 1800 mm

**Length**

- 47 in / 1200 mm

**Width**

- 32½ in / 825 mm

**Weight**

- 1223 lbs / 556 kg

Small blast machine

Production blast machine and air tools (i.e. Graco pump)

Production blast machine with 2 - 3 operators

Part Number	Description
<b>ACS 250</b>	AirPrep 250 cfm Moisture Removal System
<b>ACS D250</b>	AirPrep 250 cfm Deliquescent AirDryer

Part Number	Description
<b>ACS 400</b>	AirPrep 400 cfm Moisture Removal System
<b>ACS D400</b>	AirPrep 400 cfm Deliquescent AirDryer

Part Number	Description
<b>ACS 750</b>	AirPrep 750 cfm Moisture Removal System
<b>ACS D750</b>	AirPrep 750 cfm Deliquescent AirDryer



**950 cfm AirDryer**

Blasting with 3 nozzles? The ACS950 could be your ideal machine, typically found mounted on a truck bed frame for contractors using 3 single pots.

**Specified Capacity**

- 950 cfm

**Height**

- 79 in / 2010 mm

**Length**

- 61 in / 1550 mm

**Width**

- 37½ in / 950 mm

**Weight**

- 1254 lbs / 570 kg

Production blast machine with 3 - 4 operators

Part Number	Description
<b>ACS 950</b>	AirPrep 950 cfm Moisture Removal System
<b>ACS D950</b>	AirPrep 950 cfm Deliquescent AirDryer

**1200 cfm AirDryer**

Can handle 3 high performance blasters easily, or four when needed. Typically found mounted on the draw-bars of a MegaBlaster™ for a tank painter.

**Specified Capacity**

- 1200 cfm

**Height**

- 79 in / 2010 mm

**Length**

- 65 in / 1650 mm

**Width**

- 37½ in / 950 mm

**Weight**

- 1452 lbs / 660 kg

Production blast machine with 4 - 6 operators

Part Number	Description
<b>ACS 1200</b>	AirPrep 1200 cfm Moisture Removal System
<b>ACS D1200</b>	AirPrep 1200 cfm Deliquescent AirDryer

**1600 cfm AirDryer**

The 1600 Air Dryer is the Ultimate machine for high producing blasting. most large tank and bridge painters will use this, and it will withstand the beating you give it!

**Specified Capacity**

- 1600 cfm

**Height**

- 79 in / 2100 mm

**Length**

- 69 in / 1750 mm

**Width**

- 37½ in / 950 mm

**Weight**

- 2035 lbs / 925 kg

Production blast machine with 5 - 7 operators

Part Number	Description
<b>ACS 1600</b>	AirPrep 1600 cfm Moisture Removal System
<b>ACS D1600</b>	AirPrep 1600 cfm Deliquescent AirDryer



MOBILE AIR COMPRESSORS

1



185 cfm Diesel Air Compressor

- Isuzu Tier 4 interim diesel engine
- 49hp, 2.9L
- Operates at 70 to 125 PSIG
- Rotary screw compressor
- Single axle
- 20 gallon fuel capacity
- 15" wheels and tires with safety chains
- Stop, turn, and tail lights
- Choice of lunette eye or ball hitch
- Automatic shutdown and protection system
- Automatic blowdown valve

Dimensions

- 134" x 55" x 70" / 3.4 x 1.3 x 1.7 m

Weight

- 1,900 lbs / 862 kg



375 cfm Diesel Air Compressor

- Cummins T4 final diesel engine
- 130hp, 8.3L
- Operates at 70 to 150 PSIG
- Rotary screw compressor
- Single axle
- 60 Gal diesel tank
- 5 gallon DEF tank
- 15" wheels and tires with safety chains
- Stop, turn, and tail lights
- Choice of lunette eye or ball hitch
- Automatic shutdown and protection system
- Automatic blowdown valve

Dimensions

- 49" x 55" x 89" / 1.2 x 1.4 x 2.2 m

Weight

- 5,100 lbs / 2313 kg



750 cfm Diesel Air Compressor

- CAT Tier 4 final diesel engine
- Operates at 70-150 PSIG
- Rotary screw compressor
- Dual axle
- 150 gallon fuel capacity
- 14.5" wheels and tires with safety chains
- Stop, turn, and tail lights
- 3" lunette eye
- Automatic shutdown and protection system
- Automatic blowdown valve

Dimensions

- 216" x 77" x 89" / 5.4 x 1.9 x 2.2 m

Weight

- 9,000 lbs / 4082 kg

Small blast machine

Production blast machine and air tools (i.e. Graco Pump)

Production blast machine with 2 operators

Part Number	Description
CO 185TM125T4	185 cfm Diesel Engine Air Compressor

Part Number	Description
CO 375TM150T4	375 cfm Diesel Engine Air Compressor

Part Number	Description
CO 750TM150T3*	750 cfm Diesel Engine Air Compressor

CO 750TM150T4	750 cfm Diesel Engine Air Compressor
---------------	--------------------------------------

\* Contact your Sales Rep for availability of Tier 3 machines



**900 cfm Diesel Air Compressor**

- CAT engine with 350 HP, 9.3L engine
- Tier 4 final diesel engine
- Operates at 70-150 PSIG
- Rotary screw compressor
- Dual axle
- 169 gallon fuel tank, 12.9 Gal DEF tank
- 14.5" wheels and tires with safety chains
- Stop, turn, and tail lights
- 3" lunette eye
- Automatic shutdown and protection system
- Automatic blowdown valve
- 3 year AirEnd Warranty

**Dimensions**

- 255" x 91" x 112" / 6.4 x 2.3 x 2.8 m

**Weight**

- 15,000 lbs / 2268 kg

Production blast machine with 3 operators

Part Number	Description
<b>CO 900TM150T3*</b>	900 cfm Diesel Engine Air Compressor
<b>CO 900TM150T4</b>	900 cfm Diesel Engine Air Compressor



**1300 cfm Diesel Air Compressor**

- CAT Tier 4 final diesel engine
- 540hp, 15L
- Operates at 70 to 150 PSIG
- Rotary screw compressor
- Dual axle
- 224 gallon diesel Tank
- 12.9 gallon DEF tank
- 14.5" wheels and tires with safety chains
- Stop, turn, and tail lights
- 3" lunette eye
- Automatic shutdown and protection system
- Automatic blowdown valve

**Dimensions**

- 255" x 91" x 112" / 6.4 x 2.3 x 2.8 m

**Weight**

- 20,000 lbs / 6803 kg

High production blasting with 3 operators and pumps

Part Number	Description
<b>CO 1300TM150T4</b>	1300 cfm Diesel Engine Air Compressor



**1600 cfm Diesel Air Compressor**

- CAT Tier 4 final diesel engine
- 540hp, 15L
- Operates at 70 to 150 PSIG
- Rotary screw compressor
- Dual axle
- 224 gallon diesel Tank
- 12.9 gallon DEF tank
- 14.5" wheels and tires with safety chains
- Stop, turn, and tail lights
- 3" lunette eye
- Automatic shutdown and protection system
- Automatic blowdown valve

**Dimensions**

- 255" x 91" x 112" / 6.4 x 2.3 x 2.8 m

**Weight**

- 20,000 lbs / 9072 kg

Production blast machine with 4 operators

Part Number	Description
<b>CO 1600TM150T3*</b>	1600 cfm Diesel Engine Air Compressor
<b>CO 1600TM150T4</b>	1600 cfm Diesel Engine Air Compressor

# BlastOne Blast System Packages

Build a package to suit your requirements

Select your Blast Machine (see page 14)



Then add these products to make up your package.

Package A: Moisture Separator and Deadman Controls



Package B: Package A plus Blast Hose, Nozzle and Lid/Screen



Package C: Package B plus Operator Safety Equipment




\*CO Monitor/Alarm is optional and is not part of the Standard Package.



Package D: Package C plus PPE and Spare Parts







## BLASTONE® BLAST ROOMS

BlastOne designs and builds blast and paint rooms for many industrial applications - from small containerized blast rooms to multi-million dollar blast and paint facilities for ship sections. We design and construct the blast and paint room to suit your application and your budget.

Simply tell us what your job is, and we'll work with you and your team to ensure you can get it done within the time frame required, and your budget constraints.




THE ADDITION OF A ROBOT FROM BLASTMAN ROBOTICS CAN TRIPLE PRODUCTIVITY IN BLAST ROOMS

## KEY FEATURES


There are many considerations when building a blast room. The four below are what we consider the most critical, as they have far reaching effects on the ongoing costs and performance of the blast room.

2



### DESIGN AND CONSTRUCTION

Designing a highly efficient material handling system has the largest impact on the performance of your blast room. Whether you use robots, workcarts, or mono-rails it is important to get it right. The chamber itself is heavy duty and includes the lights, rugged doors, air entry and exit plenums for efficient ventilation.



### ABRASIVE RECOVERY AND RECYCLING

An abrasive recovery system – normally under-floor – conveys the spent abrasive to a central point for recycling and cleaning. You can decide whether you want an efficient system which will recover automatically from all or just from part of the floor. The abrasive recycling and cleaning unit will clean the used abrasive by separating dust, fines, paint flakes and trash from the good reusable abrasive. The abrasive is then stored ready to be used again.



### DUST COLLECTION

The dust collection and ventilation system provides sufficient airflow in the blast room to keep dust levels low, increase operator visibility and to quickly clear the room of dust when blasting ceases. Different dust collectors will affect the airflow in the room and how long your cartridges will last.



### BLASTING EQUIPMENT

The blasting pot – no matter how sophisticated you make it, you will only blast as fast and as long as your blast pot will allow you. It's 5-10% of the cost of a facility and it will determine your productivity and efficiency for the next 20 years. Typically multiple outlet blast pots are installed to allow more than one operator to blast continuously

## WHY BUY A BLASTONE BLAST ROOM?

Our consultative solution development process will guide you through your decision to ensure that your new facility is in line with global best practices. Why not take advantage of global expertise to ensure you have the most productive blast room to suit your needs?



## BLASTONE'S PROCESS TO ENSURE A BETTER OUTCOME

### CONSULT

The consultative process helps scope and define each and every project. The process may involve numerous discussions and interactions, site visits and the development of a specific project plan

### ENGINEER

Using sophisticated engineering software, designs are customized to reflect the unique needs of each client. Concept drawings and layout options are developed to meet the specific needs.

Our in-house engineering ensures constant feedback for product development.

### BUILD

The components for each installation are fabricated and assembled, adhering to strict quality procedures and each item is tested before being packaged ready for transport.

### INSTALL

Astute project management streamlines the installation process through to turnkey delivery. Comprehensive training and ongoing after sales support ensures your total satisfaction.



“ We have never dealt with a company that ensures their customers’ needs are met, in such a professional and time effective way. This is a credit to both management and all their staff and support team. ”

OWNER, LARGE ENGINEERING FACILITY, NEW SOUTH WALES, AUSTRALIA





**Container Blast Room**

Sometimes you just need another small blast room that you can put in the corner of your facility or need something that you can move from job to job.

**Construction**

- Modified shipping container

**Typical Size**

- 8' x 8' x 20' / 2.4 x 2.4 x 20 m

**Material Handling**

- Use a forklift, can have an optional swivel table

**Recovery System**

- Partial recovery with a shovel-in hopper

**Usage**

- 1-2 hours per day or for someone who needs something completely portable

A containerized blast room to allow ultimate flexibility



**Industrial Workshop**

These booths are built to stand the test of time. Built in a modular way to ensure we can size a booth to suit your needs.

**Construction**

- Formed steel panels and support structure with wall wear lining protection

**Typical Size**

- 12' x 12' x 30' up to 16' x 16' x 80' / 3.6 x 3.6 x 9.1 up to 4.8 x 4.8 x 24 m

**Material Handling**

- Job carts / or forklift / manual handling

**Recovery System**

- Typically partial recovery, with conveyors running down both sides of the walls. This allows forklift traffic in the center

A blast room with high performance and durability



**Outdoor Industrial**

Some facilities just don't have enough space inside to build a new blastroom. BlastOne can build a room anywhere you need it. An outdoor blastroom is commonly found in a steel fabricators yard.

**Construction**

- Formed steel panels and support structure with wall wear lining protection

**Typical Size**

- 12' x 12' x 30' up to 24' x 24' x 100' / 3.6 x 3.6 x 9.1 up to 7.3 x 7.3 x 30 m

**Material Handling**

- Rail track carts / monorail / overhead crane systems

**Recovery System**

- Full floor recovery to maximize productivity and efficiency

Steel fabricators are looking to maximize productivity and efficiency

**BLASTING FASTER USING GARNET**

Customers who have installed a blast room that can recycle BlastOne SpeedBlast garnet, boast of blasting speeds twice as fast as their competitors.





**General Purpose Industrial**

Heavy manufacturers need to ensure that their finishing division is highly efficient and is not a bottle neck to the rest of their facility. Getting your material handling system right is going to be key.

**Construction**

- Formed steel panels and support structure with wall wear lining protection

**Typical Size**

- 24' x 24' x 80' / 7.3 x 7.3 x 24 m

**Material Handling**

- Monorail / work carts / overhead crane

**Recovery System**

- Full floor recovery

These blast rooms are customized to meet the needs of the specific items being manufactured



**Railcar Facility**

Railcar facilities are a little unique in that they are blasting a very similar large object every time. Robotic automation will be important to blast inside and outside of your railcars.

**Construction**

- Formed steel panels and support structure with robotic blasting capability

**Typical Size**

- 21' x 21' x 90' / 6.4 x 6.4 x 27 m

**Material Handling**

- Rail tracks

**Recovery System**

- Full recovery

Railcar facilities use robots to ensure high speed and consistency



**Ship Module Facility**

Blasting ship modules is a different game. The blasting can take several days, and often the room is a joint blast/paint hall. Understanding your blast/vacuum/prep time is going to be critical.

**Construction**

- Pre-engineered steel building with internal lining system

**Typical Size**

- 100' x 100' x 50' / 30 x 30 x 15 m

**Material Handling**

- Large carts for moving ship modules

**Recovery System**

- Partial floor with vacuum recovery for the inside of the module

Shipyards use very large blast and paint halls

**BLASTMAN ROBOTICS**

Utilizing Blastman robotics in your blasting facility could be the competitive advantage you need. Blast up to 2000 sqft / 200 m<sup>2</sup> per hour.





## BLASTONE® PAINT BOOTHS

BlastOne designs and builds blast and paint rooms for many industrial applications - from small bench top paint booths to multi-million dollar blast and paint facilities for ship sections. We design and construct the blast and paint room to suit your application and your budget.

Tell us what it is you want to paint and we'll work with you and your team to ensure you can get it done within the time frame required, and your budget constraints.

BlastOne is committed to a new generation of finishing solutions.



## KEY FEATURES

With a BlastOne spray booth you can now operate your spray painting process in a controlled environment without pumping fumes and overspray all over your workshop. The airflow through the work area has been specifically designed to contain and exhaust all solvent fumes, whilst capturing the overspray in a simple yet effective low-maintenance filter system. Constructed from durable materials they are designed to remain modular and relocatable. Our staff are keen to discuss your requirements anytime.

2



### UNRESTRICTED AIRFLOW THROUGH FILTER

The BlastOne design incorporates the unique pleated card filter wall which captures airborne particles using the inertia separation principle. Overspray is retained outside the airstream in holding pockets giving it 3 to 5 times the life of fiberglass filters. This ensures an even airflow is maintained across the filter wall throughout the life of the filter.



### LONGER WORKING LIFE

The BlastOne dry filter spray booth is made entirely from galvanised sheet metal which inhibits the spread of corrosion and makes for a sturdy construction. This ensures downtime due to maintenance is greatly reduced.



### RANGE OF CONFIGURATIONS

BlastOne spray booths are available in all sizes and configurations including crossflow, semi-down draft and full down draft with positive pressure.



### EASE OF INSTALLATION

The booth, subject to the client's individual requirements, can be supplied in panel form for easy assembly, requiring only the fitting of the fan and flue, and the connection to an air and power supply.

## WHY BUY A SPRAY BOOTH FROM BLASTONE?

All designs are performance focused to ensure your spray booth will provide the best possible environment for your painting operation. This also ensures the surrounding work space is not contaminated with overspray and the process is contained. Uniform airflow throughout the painting work space is imperative in being able to achieve this.



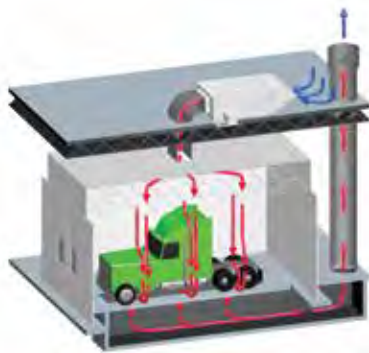
## VENTILATION OPTIONS

With increased quality and service standards for the paint finishing market becoming more of a priority, the finishing industry has grown and quickly developed a wide range of methods and products. With such rapid industry growth, how to design a paint system that is right for you has become a real challenge in many instances.

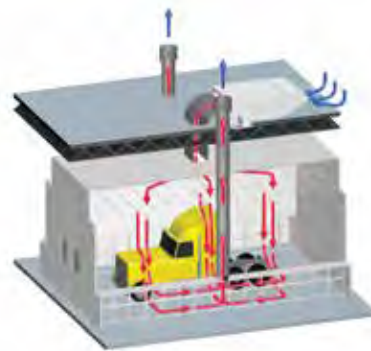
Selecting the right paint system is a process that involves closely evaluating your paint operation. Embracing this process can impact your bottom line, as studies have shown. Careful design can lead to fewer accidents, higher quality product, lower health care costs and a positive impact on customers who visit your facility.

There are four basic methods of paint booth configurations in use today. They are:

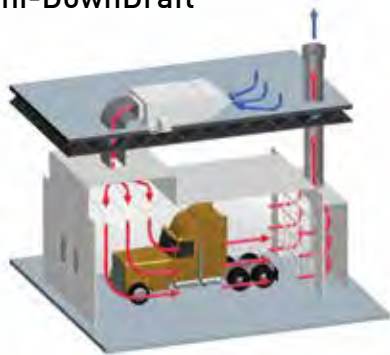
### DownDraft



### Side-DownDraft



### Semi-DownDraft



### Cross-Flow



“ Since we installed our BlastOne paint booth, we have not had more than 2 days of downtime over 2 years. ”

LARGE INDUSTRIAL PAINTER, MINNESOTA, UNITED STATES

“ I would recommend BlastOne’s paint booths to any company, large or small. ”

RAILCAR REPAIR FACILITY, IOWA, UNITED STATES



## Bench Top Booths

The BlastOne bench-type spray booth is a unique solution to small parts spray painting. They can be designed to suit a diverse range of components whilst containing all fume and overspray to a small area of your workshop.

It is amazing what you can do in any size workshop while still complying with the regulations.

### Construction

- Galvanized steel plates

### Typical Size

- 4' x 4' x 3' to 8' x 4' x 3'  
/ 1.2 x 1.2 x 1.0 to 2.4 x 1.2 x 1.0 m

### Material Handling

- Manual handling piece by piece

The ultimate solution for small parts

Part Number	Description
<b>MF 1000B</b>	Benchtop Spraybooth 3.5' W x 7' L x 1.2'D (1.07m x 2.2m x 0.4m)
<b>MF 2000B</b>	Benchtop Spraybooth 6.5' x 7'W x 1.2'D (2m x 2.2m x 0.4m)



## Spray Areas/ Filter Walls

BlastOne filter wall systems have been used successfully many times for the ventilation of designated spray painting areas. The compact design provides good directional airflow through spray painting workshops where the nature of the components to be painted makes using a spray booth impractical!

The filter wall system can also be used as a retractable spray booth, with collapsible side walls.

### Construction

- Galvanized steel plates

### Typical Size

- 7' x 7' to 12' x 140' wide  
/ 2.1 x 2.1 to 3.6 x 43 m

### Material Handling

- Forklift or overhead crane

Have a spray booth without walls, ultimate flexibility

Part Number	Description
<b>MF 4020(FW)</b>	Spray Filter Wall - 14'W x 7'H (4.2m x 2.2m)
<b>MF 5020(FW)</b>	Spray Filter Wall 16'W x 7'H (5m x 2.2m)
<b>MF 3030(FW)</b>	Spray Filter Wall 10.5'W x 10'H (3.2m x 3.1m)



## Open Face Spray Booths

BlastOne spray booths can be designed to any size with the use of multiple extraction fans and filter banks.

Both wall and overhead lighting is easily incorporated, as well as escape doors, mixing benches and spray painting equipment.

### Construction

- Galvanized steel plates

### Typical Size

- 7' x 7' x 7' to 16' x 16' x 60'  
/ 2.1 x 2.1 x 2.1 to 4.8 x 4.8 x 18.2 m

### Material Handling

- Workcarts / forklift

This is one of the most common spray booths sold

Part Number	Description
<b>MF 2020-1</b>	Open Face Spray Booth - 6.5'W x 6.5'H x 3'D (2m x 2m x 1m)
<b>MF 3030-2</b>	Open Face Spray Booth - 10'W x 10'H x 6.5'D (3m x 3m x 2m)
<b>MF 4040-3</b>	Open Face Spray Booth - 13'W x 13'H x 10'D (4m x 4m x 3m)



**Pipe/Structural Steel Painting Booth**

BlastOne large spray booths are built in a modular design of panels, giving you versatility of location, alteration and re-location.

All booths come with a range of ventilation options, depending on your unique requirements.

**Construction**

- Powdercoated steel panels with rigid steel structure

**Typical Size**

- 18' x 18' x 70' to 24' x 24' x 90' / 5.5 x 5.5 x 21 to 7.3 x 7.3 x 27.4 m

**Material Handling**

- Work sarts / rail tracks / monorail / overhead crane

Ultimate productivity, typically with fast curing options



**Heavy Manufacturing Paint Booths**

BlastOne's industrial spray booths are specially designed for finishing large equipment such as trucks, buses, heavy equipment, watercraft, and trains. Tandem booth and outdoor freestanding booth systems are available to meet special product and space requirements. BlastOne's Industrial spray booths are available with many additional options to enhance the finishing environment and maximize productivity including personnel lifts, product hoists, and conveyor systems.

**Construction**

- Powdercoated steel panels with rigid steel structure

**Typical Size**

- 18' x 18' x 70' to 24' x 24' x 90' / 5.5 x 5.5 x 21 to 7.3 x 7.3 x 27.4 m

**Material Handling**

- Work carts / rail tracks

High production booths for large heavy objects



**Shipyards Painting Halls**

Painting ship modules is different to other applications. The painting can take several days with different crews painting completely different coatings on the inside and outside.

It is important to understand the prep and paint times between coats.

**Construction**

- Formed steel panels and support structure

**Typical Size**

- 100' x 120' x 50' / 30 x 36 x 15 m

**Material Handling**

- Transporter for moving ship modules

Shipyards painting halls for module construction

**USING MAN LIFTS IN YOUR PAINT BOOTH**

Using a BlastOne man lift in your paint booth can save you 50% in labor. Your industrial painter no longer has to climb ladders and trip over buckets. They can access anywhere in the paint booth from the man lift.

Call BlastOne for more information.







## BLASTONE® FINISHING SYSTEMS

Today's manufacturing requires intense focus on productivity, quality, health and environmental requirements. Sound solutions for resolving these challenges require intricate networking with suppliers who fully understand these issues.

BlastOne with over 20 years of experience in the paint booth industry, understands your challenges and has developed a product line to meet any paint fume extraction need. Customer-driven, the BlastOne product line has exceeded the demands of the manufacturing industry and has taken paint lines to new levels.



RETRACTABLE SPRAYBOOTH, FOR MULTI-TASKING YOUR FACTORY SPACE

## KEY FEATURES

BlastOne has a wide variety of equipment and systems for paint line applications. The systems can be suited to high production output, batch processes, waterborne or powder coat applications and much more. BlastOne engineering staff can work with you to design a system that best suits your process and your budget.



**COMPLIANCE AND MEETING REGULATION**

One of the major considerations when investing in a new finishing system is the Environmental Protection Agency's (EPA) bylaws and regulations. Partnering with a company that understands your local regulations is very important to ensure that your new system is compliant.



**INCREASE PRODUCTION**

BlastOne has a proven track record and has helped many manufacturing companies increase their production levels for over 35 years. A key when painting is the speed of your paint curing, BlastOne have unique technology which can decrease your curing time by up to 50%.



**INCREASING QUALITY**

No one likes a call from their customer complaining about a rough patch in the finish or a swirl in the paint caused by silicone! BlastOne can and has proved that we can increase the quality of your finished product, keeping your customers satisfied, and increasing the profitability and growth of your company.



**CONSULT, ENGINEER, BUILD, INSTALL**

BlastOne streamlines your whole process for purchasing or optimising your finishing facility, with our turn key solutions. BlastOne offers you a full consultative, design and engineering service, to ensure that your new facility will meet and exceed all your current and future production needs.

## WE CUSTOM DESIGN TO MAXIMIZE EFFICIENCY

One size and one design does not do it all. Improperly designed and inefficient systems can bring poor results and poor return on investment. The BlastOne step-by-step process, from design through maintenance, ensures success short-term and long-term. Proper design. Outstanding results.



## THE BLASTONE PROCESS

### 1. EVALUATE YOUR PRODUCTION PROCESS

One of our application engineers will visit your facility so we can understand your application and specific requirements.

### 2. DESIGN & ENGINEER A SUITABLE SOLUTION

The BlastOne team will propose a detailed engineered solution that meets your specific needs.

### 3. CUSTOMER ACCEPTANCE & ORDER

### 4. TURNKEY INSTALLATION

BlastOne provides complete on-site assembly of the system, including paint booth, conveyors, ovens, washers and much more.

### 5. EQUIPMENT START-UP & OPERATOR TRAINING

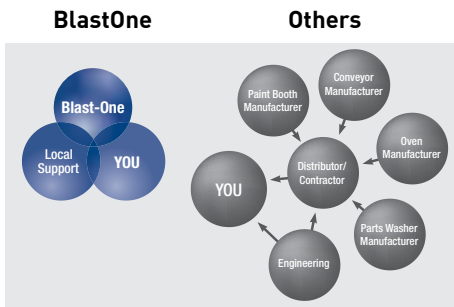
Our experienced field technicians will commission the equipment upon completion of the installation. Operator and maintenance training provided.

### 6. ONGOING SUPPORT AND SERVICE

Our long term commitment is to you and your plant. We provide a 24 hour service hotline and on-site service personnel. Also complete preventative maintenance programs, so that you can stay focused on what you do best.

### THE EXCLUSIVE BLASTONE ONE-STEP INTEGRATED PROCESS

BlastOne is a fully integrated manufacturer of paint finishing systems. That means we engineer, design, manufacture, assemble, customize, install and service. This means we can guarantee results.



“ The BlastOne paint booth we installed has greatly increased the quality of our products that we send to our customers, no more dirt in the paint, it is simply great! ”

**OPERATIONS MANAGER FOR TRUCK BED MANUFACTURER**

“ When talking service, BlastOne has far surpassed any paint booth manufacturer I know of for fast, high quality service, whenever you need it! ”

**MAINTENANCE MANAGER OF SMALL PARTS MANUFACTURER**



## Retractable Spray Booth

Multi-task your factory space with a retractable spray booth. Using a retractable spray booth helps make in-house spray finishing a possibility when factory space and workpiece size challenges arise. A retractable spray booth solution gives you flexibility, simply move your work pieces into position and pull the spray booth around it!

- The system is designed to give you the correct airflow within booth, so the operator will have positive removal of VOC's and other fumes.
- Work area folds up to 16% of its original size

### Construction

- Manufactured from sturdy steel folding frame and heavy duty flame retardant clear sheeting.

### Typical Size

- Can be any height or width as required to suit your companies operations.

### Material Handling

- Manual handling piece by piece, can use an overhead crane or a forklift as well

Multi-purpose your factory space with a retractable spray booth



## Wash Booths

Multi-stage washers are used to clean the surfaces of products that need to be powder coated or liquid coated. The number of stages used in the washing process are customized to each customers exact specifications and the complexity of the parts.

A BlastOne Wash Pro 7000 can be designed as either an immersion or spray cleaning system. Standard stages include a chemical cleaning stage, a rinse and possibly a second rinse. Custom washers may include a phosphate wash stage, additional chemical wash stages and additional final rinse stages.

### Construction

- Galvanized steel panels with rigid steel structure

### Typical Size

- 10' x 8' x 10' up to 16' x 16' x 40' / 3 x 2.4 x 3 m up to 4.8 x 4.8 x 12 m

### Material Handling

- Manual handling in smaller booths, monorail in larger booths

Chemical wash booths before powdercoating



## Paint Kitchens

BlastOne paint kitchens are designed to maximize productivity and minimize waste. Ventilation is a critical component with additional airflow provided around the mixing stations.

Engineered to perfection, you have the controls for everything you need, where you need it.

### Construction

- Galvanised steel panels

### Typical Size

- 9' x 8' x 15' / 2.7 x 2.4 x 4.5 m

### Material Handling

- N/A

Paint mixing areas that pass EPA codes



**Powder Booths**

BlastOne’s Powder Pro 6000 paint booths can help you increase efficiency, profitability and product quality. Available in high-production, cartridge recovery, and non-recovery models, the Powder Pro 6000 also features operator shields and touch up windows for a more efficient and safe working environment.

The Powder Pro 6000 can be used as a stand alone piece of equipment or incorporated into an existing paint line.

**Construction**

- Galvanized steel panels with rigid steel structure

**Typical Size**

- 10’ x 8’ x 10’ up to 14’ x 14’ x 50’ / 3 x 2.4 x 3 m up to 4.2 x 4.2 x 15 m

**Material Handling**

- Overhead conveyor

Powder coating booths for industrial usage



**Curing Ovens**

BlastOne’s curing ovens are designed to provide efficient curing solutions to virtually any product application. These rugged curing ovens are available in standard sizes but can be engineered to virtually any product size requirement. BlastOne’s curing ovens are constructed of heavy duty, double-wall insulated, tongue and groove panels, 3-6” in depth.

These directed curing ovens quickly elevate cabin temperature to set curing temperatures and efficiently maintain them with a 90/10 recirculation. Various airflow configurations are available and monorail systems can easily be integrated to boost material throughput and productivity.

**Construction**

- Galvanized steel panels with rigid steel structure

**Typical Size**

- 10’ x 10’ x 10’ up to 14’ x 14’ x 14’ / 3 x 3 x 3 m up to 4.2 x 4.2 x 4.2 m

**Material Handling**

- Overhead conveyor

Powder coating cure booths. for the finest results



**Blast and Paint Lines**

Prior to profile cutting, steel plates and profiles are completely blasted to remove rust and mill-scale before a weldable zinc based primer coating is applied for corrosion protection.

Along the conveyor system, the preservation system incorporates a pre-heating furnace, a pass through shot blast unit, automatic paint booth and a slat conveyor to carry wet painted products through the drying tunnel.

Various plate and profile widths are automatically identified and coated with the weldable primer in a continuous and controlled process.

**Construction**

- Painted steel panels with rigid steel structure

**Typical Size**

- N/A

**Material Handling**

- Rollers or a monorail

For large steel handling facilities, prep your plate before you work with it



## BLASTONE® SHOT BLASTING SYSTEMS

For in-house, in line production surface preparation or batch cleaning of small parts, BlastOne offers airless shot blasting systems. Used for descaling, shot peening, deburring, key finishing or for the removal of sand, rust or paint.

Shot blasting is used extensively by foundries, steel fabricators, investment casters, automotive component manufacturers and heat treaters.

BlastOne recommends Wheelabrator shot blasting equipment.



## KEY FEATURES

All airless shot blasting systems are made up from these different components: air blast wheels, blasting chamber, material handling, abrasive recycling and dust collection.

2



### UNIQUE BLAST WHEELS

Blast wheels form the heart of any wheel blast machine. BlastOne has a range of unique wheels that we can select from in order to give you increased production and reduced maintenance costs.




### LONG LASTING BLAST CHAMBER AND PARTS

Material components made from chrome-alloy, manganese and such metals of superior strength and wear resistance ensure that your airless wheel blasting machine will last for a very long time and minimize downtime.



### MATERIAL HANDLING SYSTEMS

Installing the most efficient material handling system for your facility is very important to long-term productivity and profitability. BlastOne have global expertise in designing material handling systems to meet your production needs.



### ADVANCED ABRASIVE RECYCLING

Using clean abrasive in your airless shot blasting system is crucial to success. All contaminants need to be completely removed to ensure that you are not impregnating the steel surface with old contaminants.



## THE EXPERTS IN SHOT BLAST AND PEENING MACHINES

BlastOne offers a large range of both standard and custom made shot blast and peening machines. Increasing productivity and decreasing labor and general costs is a continuous thrust in any industry. Saving on downtime, maintenance and spares is fundamental.



## HIGH QUALITY ABRASIVES, SPARE PARTS AND SERVICE

Recognizing the expertise required to service, maintain and supply the needs of installed shot blasting equipment, steel abrasives and replacement parts, BlastOne has created a dedicated team to operate as a separate specialized division.

Our focus is very simple: "To provide top quality longer lasting spares, superior technical advice and longer lasting abrasives."

### ACHIEVE UP TO 30% EXTRA PRODUCTIVITY BY USING THE RIGHT ABRASIVE

Are you finding that your steel shot isn't lasting as long as it used to? Do you find you have to run cycle times longer in order to achieve a clean surface?

BlastOne's specialist wheel machine division are setting the benchmark in supplying top quality steel grit and steel shot. Using top quality steel abrasives you can increase your production substantially. Simply using quality abrasives will give you a good quality clean surface in less time.

### QUALITY MACHINES CALL FOR TOP QUALITY SPARES AND SERVICE

Superior quality spares last longer, which equates to less down time and less time spent on maintenance. Using genuine quality and affordable spares is a must.

With all machines we offer a fully integrated maintenance program ensuring you get maximum uptime and productivity from your machine. At BlastOne we will show you how you can save on costs and increase profits by using quality spares and service.



“ After we upgraded our machine to using new wheels from BlastOne, we have increased our production time by 7%! ”

LARGE STEEL FABRICATOR, ADELAIDE SA, AUSTRALIA



## Tumblast Systems

Wheelabrator Tumblast® machines are the 'workhorse' of the foundry industry. Offers excellent reliability and versatility for high performance batch cleaning.

Designed to suit a broad range of requirements and operating conditions. Super Tumblast series provides unequalled performance and durability in extreme conditions.

Machines equipped with rubber work conveyors provide less aggressive tumbling of fragile work pieces.

Can operate on a continuous, unmanned operation with the effectiveness of batch cleaning.

Unit typically has a single wheel.

Offers excellent reliability and versatility for high performance batch cleaning



## Roller Conveyor Systems

Fully automated systems are designed by Wheelabrator to descale and remove rust from plate and structural members prior to fabrication.

Specially developed to meet the needs of the fabrication industry.

Effectively cleans large workpieces, eliminating the environmental problems and high labor costs associated with manual air blasting.

Unit typically has 4 wheels.

Fully automated system designed to descale and remove rust from plate and structural members prior to fabrication



## Spinner Hanger Systems

Designed to blast clean workpieces on an overhead conveyor, the Wheelabrator Spinner Hanger machine rotates the work hanger to achieve maximum exposure of the parts to the blast streams.

Various designs including turnstiles, Y-tracks, and flow-through cabinets are available to suit a range of requirements.

Used to clean casting and large parts that cannot be tumbled.

Unit typically has 2-4 wheels.

Designed to blast clean workpieces on an overhead conveyor, achieves maximum exposure of the parts to the blast streams



**Table Machines**

Rotary table machines made by Wheelabrator include both door mounted swing tables and cabinet mounted tables.

Clean castings and large work pieces that may not be suitable for a Tumblast or Spinner Hanger.

Designed for rugged operation, rotary tables are among our most versatile machines.

Unit typically has 1-2 wheels.

Rotary table machines include both door mounted swing tables and cabinet mounted tables



**Monorail Blast Machines**

Used with an overhead monorail conveyor, these Wheelabrator Monorail Blast machines can be designed for higher throughput than the Spinner Hanger.

Typically powered by a chain conveyor or self powered drives, the parts on hangers are automatically cleaned and transferred to the unload station.

Unit typically has 2-6 wheels.

Used with an overhead monorail conveyor, these machines can be designed for higher output than the Spinner Hanger



**Blast and Paint Lines**

Prior to profile cutting, steel plates and profiles are completely blasted by this Wheelabrator Plate Machine to remove rust and mill-scale before a weldable zinc based primer coating is applied for corrosion protection.

The preservation system incorporates a pre-heating furnace, a pass through shot blast unit, automatic paint booth and a slat conveyor to carry wet painted products through the drying tunnel.

Various plate and profile widths are automatically identified and coated with the weldable primer in a continuous and controlled process.

Unit typically has 2-8 wheels.

Prior to profile cutting, steel plates and profiles are completely blasted before a weldable zinc based primer coating is applied



## BLASTONE® BLAST CABINETS

The BlastOne cabinet product line consists of Pro-Finish production blast cabinets, Econo-Finish intermittent blast cabinets and fully automated blast cabinets from Empire. Empire and BlastOne have engineering capability to modify cabinets for specialized applications or custom requirements.

Our test facility is available to simulate production conditions in order to determine best media type, grade, dwell times, air pressure, impact angles etc. to develop the most suitable combination on your sample parts. Cabinet versatility enables performance of multiple tasks from cleaning and paint removal, to blending of surface flaws without affecting tolerances, to bulk material removal and etching.



**Econo-Finish™**

Designed for light-to-medium cleaning and surface finishing jobs, these economical cabinets combine sturdy, 14-gauge steel construction with the features you need to perform a wide range of finishing tasks. All Econo-Finish cabinets are equipped with a foot treadle blast control for ease of operation, an external media-regulation device, quick-change safety glass and an improved dust-collection system.

**Blasting System**

- Suction with foot treadle

**Door Type**

- Single front opening

**Material Handling**

- Manual

Part Number	Description
EB 2430B	Econo-Finish Blast Cabinet 24"D x 30"W x 23"H
EB 2436B	Econo-Finish Blast Cabinet 24"D x 36"W x 23"H
EB 2448B	Econo-Finish Blast Cabinet 24"D x 48"W x 23"H

**Pro-Finish™**

Built for production blasting, these rugged cabinets enable you to perform a range of tasks including blending of surface flaws and removal of foreign matter without affecting tolerances.

Supplied with ergonomic glove rings with operator armrests, and a 14" x 22" / 355 x 558 mm safety-glass window.

**Blasting System**

- Suction or tressure, with foot treadle

**Door Type**

- Single (EB 2636B) or Double (EB 3648B), Side Opening

**Material Handling**

- Manual/or with conveyors

Part Number	Description
EB 2636B	Pro-Finish Blast Cabinet 26"D x 36"W x 30"H
EB 3648B	Pro-Finish Blast Cabinet 36"D x 48"W x 36"H

**ProFormer™**

Empire ProFormer™ cabinets put it all together in a single assembly that's easy to move and simple to hook up. These cabinets require only two connections, air and electrical, and include features offered in our high-production Pro-Finish line.

Designed for production blasting, these versatile cabinets enable you to perform multiple tasks. You can clean orpeen and perform almost any finishing job in between by simply varying air pressure and blast media.

**Blasting System**

- Pressure blast with foot treadle

**Door Type**

- Dual side entry doors allows the cabinet to be placed in-line with conveyors

**Material Handling**

- Manual / or with conveyors

Part Number	Description
EB 3642B	Proformer Blast Cabinet 36"D x 42"W x 48"H
EB 4652B	Proformer Blast Cabinet 46"D x 52"W x 48"H



# BLASTONE® ONSITE TRAINING AND PREVENTATIVE MAINTENANCE PROGRAMS

## **COMPREHENSIVE TRAINING IS ALSO PART OF OUR SERVICE TO YOU**

Safeguarding capital investment is a must in any industry, and blast and paint equipment/machines are no different. Protect your investment and your production capability. We can offer expert training in the effective use of these machines, to maintain a high level of productivity and to enhance the performance of your investment.


Talk to us about setting up a suitable training program to help you stay in front of the latest techniques and products.

## **KEEP YOUR EQUIPMENT RUNNING AT ITS PEAK PERFORMANCE**

Blast equipment, and especially shot blast equipment, by its very nature, is self destructive and wears from the inside out. Operators must use the equipment cost effectively, and skilled maintenance personnel must follow preventative and predictive maintenance programs to ensure productive cost-effective operation and eliminate downtime.

Maintaining your blast and paint equipment is part of the process – let us help you keep your equipment running smoothly by establishing a regular, first-class service routine.

BlastOne has a preventative maintenance program where we visit your facility on either a monthly, quarterly, 6-monthly or annual basis and perform routine preventative maintenance on all your blast and paint equipment







## BLASTONE® VACULOAD™ RECOVERY SYSTEMS

On some blasting projects you have to move your spent abrasive from A..... all the way to .....B. From ship hulls, inside tanks or from bridge containments, sometimes you just can't use a wheelbarrow and shovel.

These projects call for an efficient vacuum system that can suck up spent used abrasive and collect it at a central point ready for recycling or disposal.



## KEY FEATURES

The Vacuload systems have been especially designed for blasting sites and for handling abrasives. The Vacuload 1, Vacuload II and Vacuload IV are powered by compressed air which saves you the cost of another expensive motor (when you have finished blasting, simply switch your compressed air lines from your blast machine to your vacuload system and you're in recover mode).

The Vacuload 6E is electric powered, and the Vacuload 6D and Vacuload 8D are both diesel powered.

3



### PORTABLE AND VERSATILE

The Vacuload Series vacuum systems are designed to be taken to every job site. Most of them featuring fork pockets and retractable legs and mounted on a heavy duty frame. They will never let you down. They can be used for vacuuming spent abrasive or for vacuum blasting.



### SEPARATE INTERCEPTOR SYSTEM

The Interceptor is a unique tool that BlastOne has developed in order to remove the abrasive from the vacuum stream before it gets to the vacuum machine. It will also remove 90% of the dust, lowering the dust load on the actual vacuum unit itself - ensuring the cartridges last longer.



### DUST COLLECTION SUITABLE FOR LEAD

The unique design of the Vacuload incorporates the vacuum generating source with a high efficiency dust collector. This ensures that all dusty and contaminated air from vacuuming is filtered and only the cleaned air exists to atmosphere.



### LOW COST BARRIER TO PURCHASE

The Vacuload 1, Vacuload II and Vacuload IV have a lower purchase price when compared to other vacuum systems. This is because the Vacuload I, II and IV don't have a big diesel engine, meaning your money goes further.

## DO YOU HAVE TROUBLE COLLECTING ABRASIVE FROM HARD TO REACH AREAS?

The Vacuload Series is specifically designed for blasting sites and the handling of abrasives, it's fast becoming the number one solution for projects requiring an efficient vacuum system that not only sucks up spent abrasives but collects it at a central point, ready for disposal or recycling.



## THE VERSATILITY OF THE VACULOAD

BlastOne Vacuload Systems are unquestionably one of the most powerful, versatile and resourceful vacuum systems available today, offering a system that is simple and efficient.

### ON-THE-JOB CLEAN UP

You know those pesky projects, where you only use one bulk bag of abrasive but spend the rest of the day emptying the tank with five gallon buckets?

Well, they're now history...

- The Vacuload will dramatically reduce downtime on smaller projects.
- If you use a drop out interceptor, you can just dump out the spent abrasive directly into an old bulk bag and dispose of simply.

### VACUUM LOAD YOUR BLAST POT

We're sure you – like just about everyone else – has experienced the time-consuming frustration of trying to fill a six-bag blast pot from a bulk bag.

The Vacuload allows you to say goodbye to these challenges...

With a drop out lid that's designed to suit your 6.5 cu ft blast pot, simply place the lid on the pot, connect up your Vacuload and fill your pot, quickly and painlessly, in a few short minutes.

### EVER WANTED TO USE YOUR EXISTING BLASTING EQUIPMENT FOR VACUUM BLASTING?

It's something you've always wanted to do – and now you can...


- Using your existing blasting equipment, simply connect the Vacuload with a vacuum blast work-head and you're ready to get blasting.

### WANTING TO RECYCLE YOUR ABRASIVE?

When you vacuum up your abrasive and it remains dry, there's nothing preventing you from doing your bit for the environment and your profitability by recycling it. Designed for use in blast sheds that don't have underfloor recovery systems, the Vacuload allows you to:

- Use an interceptor drop out hopper to feed into your MK3 recycling unit.
- Feed the recycled abrasive either back into your storage hopper or directly into your pot.

3



VACULOAD SERIES 1  
SKID MOUNT MACHINE

“ This machine is the most versatile, compact, mobile and durable vacuum blaster I have ever used. ”

FOREMAN USING THE VACULOAD 1 FOR VACUUM BLASTING

“ Before we started using Vaculoads we would hire a vac truck to haul away our abrasive on every project, now we are far more efficient. ”

LARGE REFINERY CONTRACTOR, MELBOURNE AUSTRALIA

## SPECIALTY SITE EQUIPMENT



### VacuLoad 1

The VacuLoad I is small, compact and powerful, making it one of the most preferred vacuum systems on the market.

The VacuLoad 1 has many uses:

- Vacuum recovery of bulk abrasive
- Vacuum blasting (act as vacuum source)
- Vacuum shrouded hand tools
- Vacuum loading of blast pots

#### Compressed air required at 120 psi

- 350 cfm

#### Electrical Power Required

- Not required

#### Dust Collector Size

- 1 Cartridge

#### Filtration Area

- 226 sqft / 21 m<sup>2</sup>

#### Automatic Reverse Pulse Cleaning

- Included

#### Conveying Capacity (Garnet)\*

- 2 ton/hour

#### Height

- 72" / 1800 mm

#### Length

- 72" / 1800 mm

#### Width

- 35" / 890 mm

#### Size Vacuum Hose

- 3"

Versatile and portable

Part Number	Description
VAVacuLoad1	VacuLoad Series I



### Interceptor

The Interceptor is a unique tool that BlastOne offers in its VacuLoad series. The Interceptor is designed to sit between the VacuLoad unit and where you are vacuuming the abrasive, and drop out the abrasive, and 90% of the dust, so no abrasive, and virtually no dust ends up in the VacuLoad itself.

3 sizes are available.

The Interceptor requires no additional power/compressed air, it incorporates no cartridges, it simply acts as an exceptionally effective 'cyclone'.

The Interceptor can also act as a storage hopper of used or new abrasive - if new abrasive - you can feed blast pots with it, if used abrasive - you can load waste material into bulk bags.

#### Dimensions

- 20 cu ft: 118" x 43" x 57" / 2995 x 1100 x 1450 mm
- 55 cu ft: 143¾" x 59" x 63" / 3650 x 1500 x 1600 mm
- 100 cu ft: 154¾" x 75" x 75" / 3930 x 1900 x 1900 mm

Works with any style of vacuum system

Part Number	Description
VA VACUINT20	20 cu ft Interceptor. Capacity: 2650 lbs / 1200 kg
VA VACUINT55	55 cu ft Interceptor. Capacity: 8500 lbs / 3800 kg
VA VACUINT100	100 cu ft Interceptor. Capacity: 14500 lbs / 6500 kg



### VacuLoad IV

The workhorse of the VacuLoad range. The VacuLoad IV is the preferred vacuum system for Tank contractors. High capacity and high efficiency.

#### Compressed air required at 120 psi

- 900 cfm

#### Electrical Power Required

- Not required

#### Dust Collector Size

- 4 Cartridges

#### Filtration Area

- 904 sqft / 84 m<sup>2</sup>

#### Automatic Reverse Pulse Cleaning

- Included

#### Conveying Capacity (Garnet)\*

- 8 ton/hour

#### Height

- 116 in / 2950 mm

#### Length

- 73 in / 1860 mm

#### Width

- 49 in / 1250 mm

#### Size Vacuum Hose

- 6"

The work horse for onsite tank contractors

Part Number	Description
VAVacuLoadIV	VacuLoad Series IV

\*Conveying capacity is subject to inlet compression air pressure, temp, abrasive density and size, length and size of vacuum hose. These rates are indicative on base on using 50 ft (15 meters) of vacuum hose.



**Vacuload 6E**

Used predominantly in the shipyard industry, this skid mounted vacuload has its own electric vacuum motor. Incredible vacuum capacity!

**Compressed air required at 120 psi**

- 30 cfm

**Electrical Power Required**

- 125 amps / 415 volts

**Dust Collector Size**

- 6 Cartridges

**Filtration Area**

- 1356 sqft / 126 m<sup>2</sup>

**Automatic Reverse Pulse Cleaning**

- Included

**Conveying Capacity (Garnet)\***

- 12 ton/hour

**Height**

- 118 in / 3000 mm

**Length**

- 237 in / 6020 mm

**Width**

- 94½ in / 2400 mm

**Size Vacuum Hose**

- 8"

Built and designed for shipyards

Part Number	Description
VAVacuload6E	Vacuload Series 6E

**Vacuload 6D**

The most powerful vacuum available. Large 225 HP diesel engine powers the tri-lobe roots blower to create a near complete vacuum.

Commonly used by contractors blasting with expendable media. With 8 cartridges and a filtration area of 1808 sqft, the cyclone/dust collector is hydraulically raised to allow loading of waste material into bulk bags or into a dumpster.

**Automatic Reverse Pulse Cleaning**

- Included

**Conveying Capacity (Garnet)\***

- 20 ton/hour

**Lowered Height**

- 140 in / 3550 mm

**Raise Height**

- 230 in / 5840 mm

**Discharge Height**

- 105 in / 2670 mm

**Length when lowered**

- 210 in / 5330 mm

**Width**

- 99 in / 2515 mm

**Weight**

- 13,500 lbs / 6136 kg

**Size Vacuum Hose**

- 8"

Working hard for bridge contractors

Part Number	Description
VAVacuload6D	Vacuload Series 6D

**Vacuload 8D**

Same specifications as the Vacuload 6E, but with a diesel engine. Skid mounted. Typically used by bridge contractors who have long term projects.

**Compressed air required at 120 psi**

- 30 cfm

**Electrical Power Required**

- Not required

**Dust Collector Size**

- 6 Cartridges

**Filtration Area**

- 1356 sqft / 126 m<sup>2</sup>

**Automatic Reverse Pulse Cleaning**

- Included

**Conveying Capacity (Garnet)\***

- 12 ton/hour

**Height**

- 118 in / 3000 mm

**Length**

- 237 in / 6020 mm

**Width**

- 94½ in / 2400 mm

**Size Vacuum Hose**

- 8"

For the extreme user

Part Number	Description
VAVacuload8D	Vacuload Series 8D



## BLASTONE® ABRASIVE RECYCLING SYSTEMS

Abrasive recycling systems give you the ability to use your abrasive over and over again for maximum cost savings.

Recycling allows for greatly reduced abrasive purchases and reduced transport, handling and disposal costs.

## KEY FEATURES

BlastOne abrasive recycling systems are industry leading. High performance and low maintenance, saving you time and money, every day.

3



### HIGH CAPACITY BUCKET ELEVATOR

The high capacity bucket elevator used on BlastOne recycling systems have a unique no-jam design, using a flow gate design. The bucket elevator runs of a small electric motor, which is the cheapest way to convey abrasive.



### ROTARY TRASH SCREEN

The rotary trash screen boast a no-block design and is designed to clean used abrasive. All trash such as cigarette butts, broken glass, paint flakes, welding rods, stones etc. are removed from the used abrasive.



### TRIPLE AIR WASH

A first in the industry, the BlastOne triple airwash provides efficient cleaning and reprocessing of used abrasive for immediate re-use.



### VERSATILE AND ROBUST

BlastOne recyclers are modular and capable of handling most abrasives including; garnet, steel grit, crushed glass, glass bead and aluminum oxide.





**BLASTONE**  
SUPERIOR PERFORMANCE

## TO USE YOUR ABRASIVE OVER AND OVER AGAIN...

Recycling systems are designed to take your used blast media, remove the dust, paint chips, cigarette butts, lenses and other waste and reload your blast pot – without you having to worry about anything.

## GARNET: ONE OF THE WORLD'S BEST ABRASIVES AND YOU CAN RECYCLE

Abrasive recycling systems give you the ability to use your abrasive over and over again for maximum cost savings. Abrasive consumption as low as 0.3 lbs garnet per ft<sup>2</sup> (1.5kg garnet per m<sup>2</sup>) have been reported by very satisfied customers with recycling.

Recycling allows for greatly reduced abrasive purchases and reduced transport, handling and disposal costs.

The abrasive recycling system can be accurately adjusted to achieve the optimum particle size balance for any particular blasting requirement. Recycling is done in a dry process. Wet or damp abrasive must be dried prior to reprocessing.

### WHY USE AND RECYCLE GARNET?

Garnet is one of the world's most efficient blasting abrasives in terms of high speed blasting, very low abrasive consumption, very low dusting and no adverse environmental or health impacts.

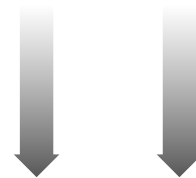
Because garnet's grains are amongst the hardest and toughest minerals known to man, weathered and toughened over thousands of years, they do not shatter on blasting impact. Depending on surface hardness and nozzle pressure, typically only about ten percent of quality garnet grains break on impact, forming new sharp cutting edges, thus maintaining most of their superior effectiveness and cutting ability even after many uses.

In blasting sheds, field blasting yards and all other applications where the used garnet can be recovered, garnet can be very successfully recycled many times.

Garnet recycling systems are designed and built to reprocess used garnet for immediate re-use in blast sheds and field applications. The systems are of modular design and are easily set up and relocated. Garnet recycling systems produce exceptionally high quality reusable garnet through a sequence of screening and vacuum extraction, utilizing garnet's unique grain size and specific gravity characteristics.



USED GARNET READY FOR RECYCLING



RECYCLED GARNET READY FOR USE

3

“ I have been blasting for 25 years and I have never used an abrasive so versatile as SpeedBlast garnet. It you aren't using it, you should be. ”

STEEL FABRICATOR, CADILLAC MICHIGAN, UNITED STATES

“ After we installed our new Garnet Recycler, we have been able to reduce our abrasive consumption in our blast room by 80%. ”

LARGE TRAILER MANUFACTURER, MELBOURNE, AUSTRALIA



3

**MK3 PORTABLE RECYCLER**

- Designed for small projects or occasional use where onsite recycling is required.
- Skid mounted
- Loaded with a shovel/bucket and loads directly back into the top of the blast pot
- Low market entry into recycling
- Requires totally dry abrasive to operate
- Can be used with garnet, steel grit, aluminum oxide

**Electrical Requirements**

- Single phase, 240v, 30 amp

**Compressed Air Requirement**

- 20 cfm @ 100psi

**Maximum Through-Put\***

- 1 ton per hour of garnet

**Height**

- 84" / 2100 mm

**Length**

- 72" / 1800 mm

**Width**

- 48" / 1200 mm

Small projects, occasional use

Part Number	Description
<b>MK3P</b>	MKM Portable Recycler

**MK3 STATIONARY RECYCLER**

**MOST POPULAR**

- Designed for small to medium sized in-house blast facilities where the budget isn't there for a new blast room. Convert your blast shed from using a non-recyclable abrasive to using a recyclable abrasive.
- The MK3 is modular and can be adapted to suit multiple situations
- Can install with no pit and have the loading hopper above ground, or cut and install a pit and have the loading hopper below ground (most popular option)
- Requires totally dry abrasive to operate
- Can be used with garnet, steel grit, aluminum oxide, staurolite

**Electrical Requirements**

- Three phase, 480v, 30 amp

**Compressed Air Requirement**

- 20 cfm @ 100psi

**Maximum Through-Put\***

- 2 tons per hour of garnet/alox/ staurolite, 4 ton per hour of steel grit

**Dimensions**

- Vary depending on modules chosen – see following page

Small to medium in-house projects

Part Number	Description
<b>MK3</b>	MK3 Stationary Recycler

See page 77 for detailed ordering information and specifications

**MK COMBI™ GARNET RECYCLER**

- Highest production garnet recycler available on the world-wide market
- Can be used to recycle on-site at a large blasting project, or used as a high-volume garnet recycler for an in-house blast shed/area
- Easily transportable (by truck/ trailer – crane loaded)
- Loaded with a skid steer
- Requires totally dry abrasive to operate
- Can be used with garnet, steel grit, aluminum oxide, staurolite, but is designed to use with garnet

**Electrical Requirements**

- Three phase, 480v, 60 amp

**Compressed Air Requirement**

- 40 cfm @ 100psi

**Maximum Through-Put\***

- 7 ton per hour of garnet

**Height**

- 192" / 4800 mm

**Length**

- 98" / 2500 mm

**Width**

- 71" / 1800 mm

High volume use, in-house or on-site

Part Number	Description
<b>MK COMBI</b>	MK Combi Garnet Recycler



3

**SHIPYARD STEEL GRIT RECYCLER**

- Upright cascading steel grit recycler, typically used by shipyards
- Easily transportable (by truck/trailer – crane loaded)
- Loaded by vacuum – incorporates Interceptor Cyclone system at top, which feeds into the Classifier abrasive cleaning section, which feeds into a storage hopper, which then feeds back into blast pots
- Requires totally dry abrasive to operate
- Vacuum System is purchased separately

**Electrical Requirements**

- Three phase, 480v, 150 amp

**Compressed Air Requirement**

- 60 cfm @ 100psi

**Maximum Through-Put\***

- 10 tons per hour of steel grit

**Height**

- 264" / 6700 mm

**Length**

- 96" / 2400 mm

**Width**

- 108" / 2700 mm

Shipyards; steel grit facilities

Part Number	Description
<b>MK COMBIS</b>	Shipyard Steel Grit Recycler

**CONTAINER STEEL GRIT RECYCLER**

- Containerized steel grit recycler
- Easily transportable (by truck/trailer – crane loaded)
- Loaded by vacuum – incorporates Interceptor Cyclone system, which feeds by elevator into the Classifier Abrasive Cleaning section, which feeds by elevator into a Storage Hopper (separate skid), which then feeds back into Blast Pots
- Requires totally dry abrasive to operate
- Vacuum System is purchased separately

**Electrical Requirements**

- Three phase, 480v, 150 amp

**Compressed Air Requirement**

- 60 cfm @ 100psi

**Maximum Through-Put\***

- 10 tons per hour of steel grit

**Height**

- 114" / 2900 mm

**Length**

- 240" / 6000 mm

**Width**

- 102" / 2450 mm

Custom engineered recycling system

Part Number	Description
<b>MK COMBIC</b>	Container Steel Grit Recycler

**STEEL GRIT TRAILER**

- Transportable steel grit recycler, typically used on bridge and water tank painting projects
- Incorporates diesel powered vacuum system, Interceptor Cyclone system, Abrasive Classifier, storage hopper and blast machines.
- Abrasive loaded by Vacuum, and abrasive moved by bucket elevators and screw conveyors within in the unit
- 2 pot, 4 pot, 6 pot and 8 pot systems are available
- Requires totally dry abrasive to operate
- Mounted on a low deck 53' Trailer

**Compressed Air Requirement**

- 100 cfm @ 100psi

**Maximum Through-Put\***

- 12 tons per hour of steel grit

Vacuum recovery, steel grit trailer

Part Number	Description
<b>MK SGT</b>	Vacuum Recovery Steel Grit Trailer

\*Recycling through-put depends on site conditions, climatic conditions and materials handling and is shown as a guide only.

3





**TOP SECTION – AIRWASH/ROTARY SCREEN**

This is where all the work happens. The extra-wide triple airwash removes the dust from the abrasive by drawing air through the slowly falling curtain of abrasive. The rotary trash screen removes all the larger than abrasive objects in the used abrasive (stones, large paint flakes, cigarette butts, etc). The top section is 72” high, with the outlet of the abrasive equal with the base of the top section. The airwash requires 500 cfm of air to operate.


Part Number	Description
<b>MK 3AWH</b>	Top Section with just Airwash
<b>MK 3AWHROT</b>	Top Section with Airwash and Rotary Trash Screen (most popular selection)



**CENTER SECTION – DIFFERENT LENGTHS AVAILABLE**

The MKIII can be built to any height desired by selecting different length center sections, or combining different center section lengths. Maximum height possible with a standard MKIII elevator is 24’ in total (including bottom, center and top sections). Custom elevators are available if additional height is required.

Part Number	Description	Part Number	Description
<b>MK 3EXTN24</b>	2’ Center Section	<b>MK3EXTN96</b>	8’ Center Section
<b>MK 3EXTN48</b>	4’ Center Section	<b>MK3EXTN120</b>	10’ Center Section
<b>MK 3EXTN72</b>	6’ Center Section	<b>MK3EXTN144</b>	12’ Center Section



**BOTTOM SECTION**

This section can either be above ground or below ground – we use the same hopper for both applications. It incorporates a heavy-duty mesh screen to prevent any large objects from falling down through into the elevator. When installing above ground, we recommend use of the loading hopper extension as this will assist when loading with a skid steer. The bottom section is 72” high. When installing below ground, the truck height that protrudes above the ground is 24” (i.e. 48” of the elevator is underground – this is important when calculating the required center section length).

Part Number	Description
<b>MK 3BASE</b>	Bottom Section with Loading Hopper
<b>MK 3IFHEXTN</b>	Loading Hopper Extension (use for above ground installations)



**ABRASIVE STORAGE HOPPER**

Once cleaned, the recycled abrasive is fed into a storage hopper. All BlastOne storage hoppers have 2 outlets. Each outlet is fitted with a slidegate shut off. There is a loading port and an access hatch located in the top of the hopper.

Part Number	Description
<b>MK 3STORAGE3</b>	100 cubic foot Storage Hopper (3 ton of Garnet)
<b>MK 3STORAGE6</b>	200 cubic foot Storage Hopper (6 ton of Garnet)



**DC500 DUST COLLECTOR**

The Dust Collector is a critical part of the recycling system as this is what creates the airflow for the airwash to function. If your facility has an existing dust collector, you may be able to use that, however it is best practice to have a separate unit where possible. The DC500 has a self-pulsing system and a removable waste container for the dust.

Part Number	Description
<b>DF DC500</b>	500 cfm Stationary Dust Collector



## BLASTONE® MOBILE DUST COLLECTORS

BlastOne mobile dust collectors are available from 6,000 cfm to 100,000 cfm. They have been designed to look good, be easy to transport, be easy to use and require low maintenance. Units are powered by diesel engines or optional electric motors.

## KEY FEATURES

BlastOne dust collectors have been designed for blasters. BlastOne operates a large fleet of Dust Collectors and we manufacture our own units to suit. Obviously, because we own and operate our own units we build them to last!

3



### EASY FILTER ACCESS

Ever had to replace filters on a dust collector? It's a tough job right? Dirty filters are heavy, dusty, dirty... some dust collectors make it even worse by making you climb on top of the dust collector to open an access door and have to vertically lift these filters onto the top of the unit. The poor mechanic! BlastOne has a very maintenance friendly design: all filters are accessed through the side of the unit – most of them from the ground level. The filters glide easily out of the unit and new ones slide right back in.



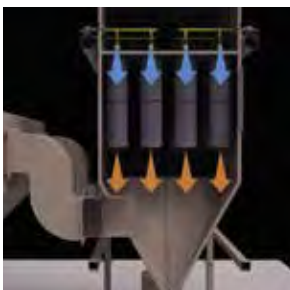
### HIGH PRESSURE FAN

Do you ever need to run long lengths of duct hose, sometimes over 100ft? It is important that the dust collector fan is engineered to be able to maintain high capacity whilst running long ducts. A high pressure fan does this. Many dust collector manufacturers over-rate their units.



### LONG FILTER LIFE THANKS TO SMART INTERNAL SPACING

For ease of maintenance, filter replacement and filter life – BlastOne dust collectors have an extra 30% space between the filters than other leading brand dust collectors which means far better dust release leading to longer filter life.



### SMART REVERSE PULSE

To ensure the filters are cleaned consistently, all BlastOne dust collectors utilize a compressed air, reverse pulse blast to clean the dust cake from the filter cartridges. These are operated automatically when the unit is running.



*Controlling Hazardous Waste  
— with Ultra Filtration —*

**BLASTONE**  
SUPERIOR PERFORMANCE



## HOW DO DUST COLLECTORS WORK?

Dust laden air travels down the ductwork and enters into the dirty air inlet plenum at the rear of the dust collector. Here the heavier particles drop out of the air stream. The air is then drawn through a large bank of high efficiency filter cartridges where the dust is deposited on the outside of the filter cartridges. Filtered air passes through to the clean air plenum and passes through the fan blower to atmosphere. The cake of dust on the cartridges is dislodged continuously by an automatic reverse pulse jet.

Dust drops into the hopper of the collector and is transferred by a screw conveyor to a conveniently located dust outlet for easy transfer to a receptacle for disposal.

LIFT  
POINT

## MOBILE DUST COLLECTOR OPTIONS

### BI-POWERED ENGINE (DIESEL/ELECTRIC)

Some job sites are different to others. Contractors know that they can save a lot of money when the job-site has power available. That is why BlastOne offers a bi-powered dust collector. Run it on plant power, generator power, or use the inbuilt diesel engine – your job, your choice.

### SKID BASE

The most cost effective option for a mobile dust collector is to mount it on a skid base. The dust collector can either be moved around using a large yard forklift, or craned on and off a truck. This option is good for projects which have long durations and the unit isn't required to move around onsite much at all. The skid has fork pockets, rigging mounts and extendable/collapsible legs to make transportation easy.

### YARD TOWABLE TRAILER

The next step up in mobility – if you have a long project duration (2+ months), the yard towable trailer gives the ultimate site portability. While it needs to be loaded on a trailer to be delivered to the site, once onsite, it can be moved easily, as required. The ultra-heavy duty wheels & axles will last you many years of hard service.

### HIGHWAY TOWABLE TRAILER

The ultimate in mobility. Perfect for projects that are short in duration (under 2 months). The highway towable trailer means that the dust collection system and power/fan unit are all mounted on a highway certified trailer meaning that the unit can be moved anywhere at any time.

### ENGINE CANOPY

The base dust collector has an engine which is not enclosed. Some customers prefer to have the diesel engine enclosed within a canopy for security, and this is a simple add on module that BlastOne can provide.

### ACOUSTIC ENGINE CANOPY AND FAN ATTENUATOR

For the contractors who have to do work in noise sensitive environments, BlastOne can provide a full sound attenuation enclosure around the diesel engine and fan.

### ACOUSTIC LINED FILTER HOUSING AND PULSE VALVES

As a further option to shrouding the engine and fan with an acoustic canopy, if the ultimate quietness is required (you're right in a residential neighborhood and doing work at night time), the ultimate acoustic package is to line the filter housing and pulsevalves with acoustic lining. This reduces the operating noise to below 69 dB at 50 feet.

### ECO-CLEAN™ ON-DEMAND CARTRIDGE CLEANING

Upgrade the filter cartridge cleaning system to a system that only pulses when it needs to. This increases the filter life and reduces compressed air requirements. The system monitors the filter cleanliness and only pulses the filters when required.

### ULTRA-WEB II FILTER CARTRIDGES

For the ultimate filter life, get your dust collector with Ultra-Web II filters. These Teflon lined filter cartridges will last up to 70% longer than the standard cartridges supplied in the base dust collector.



“ I have been using BlastOne’s dust collectors on my projects every day for over 10 years and have only changed the filters out 3 times. ”

BRIDGE SUPERINTENDENT, SYDNEY, AUSTRALIA

## SPECIALTY SITE EQUIPMENT



**6000-8000 CFM**

### Filtration

- 12 x high efficiency cartridges

### Filter Cleaning

- Timed cycle reverse air pulse

### Air Inlets

- Up to three 16" duct inlets

### Air-to-Cloth Ratio

- 2.21:1 at 6000 cfm

### Air Flow

- 6000 cfm @ 16" w.g
- 8000 cfm @ 12" w.g

### Filter Media

- 2712 ft<sup>2</sup> Ultra-Filtration media

### Efficiency

- 99.99% at 0.5 micron particle size

### Engine

- 30-40 HP engine (spec varies based on region)

6,000 cfm high powered dust collection

Part Number	Description
DF DC6000D	6-8k cfm Mobile Dust Collector



**12000 - 18000 CFM**

### Filtration

- 20 x high efficiency cartridges

### Filter Cleaning

- Timed cycle reverse air pulse

### Air Inlets

- Up to two 20" duct inlets

### Air-to-Cloth Ratio

- 2.65:1 at 12000 cfm

### Air Flow

- 12000 cfm @ 16" w.g
- 18000 cfm @ 12" w.g

### Filter Media

- 4520 ft<sup>2</sup> Ultra-Filtration media

### Efficiency

- 99.99% at 0.5 micron particle size

### Engine

- 40-55 HP engine (spec varies based on region)

12,000 cfm high powered dust collection

Part Number	Description
DF DC12000D	12-18k cfm Mobile Dust Collector



**20000 - 28000 CFM**

### Filtration

- 36 x high efficiency cartridges

### Filter Cleaning

- Timed cycle reverse air pulse

### Air Inlets

- Up to four 20" duct inlets

### Air-to-Cloth Ratio

- 2.46:1 at 20000 cfm

### Air Flow

- 20000 cfm @ 16" w.g
- 28000 cfm @ 12" w.g

### Filter Media

- 8136 ft<sup>2</sup> Ultra-Filtration media

### Efficiency

- 99.99% at 0.5 micron particle size

### Engine

- 70-120 HP engine (spec varies based on region)

20,000 cfm high powered dust collection

Part Number	Description
DF DC20000D	20-28k cfm Mobile Dust Collector



**40000-50000 CFM**

**Filtration**

- 66 x high efficiency cartridges

**Filter Cleaning**

- Timed cycle reverse air pulse

**Air Inlets**

- Up to four 20" duct inlets

**Air-to-cloth Ratio**

- 2.36:1 at 40000 cfm

**AirFlow**

- 40000 cfm @ 16" w.g
- 50000 cfm @ 12" w.g

**Filter Media**

- 16,896 ft<sup>2</sup> Ultra-Filtration media

**Efficiency**

- 99.99% at 0.5 micron particle size

**Engine**

- 150-225 HP engine (spec varies based on region)

40-50k cfm high powered dust collection

Part Number	Description
<b>DF DC40000D</b>	40-50k cfm Mobile Dust Collector
See page 261 for Filters	



**60000 - 75000 CFM**

**Filtration**

- 96 x high efficiency cartridges

**Filter Cleaning**

- Timed cycle reverse air pulse

**Air Inlets**

- Up to seven 24" duct inlets

**Air-to-cloth Ratio**

- 2.44:1 at 60000 cfm

**AirFlow**

- 60000 cfm @ 16" w.g
- 75000 cfm @ 12" w.g

**Filter Media**

- 24,576 ft<sup>2</sup> Ultra-Filtration media

**Efficiency**

- 99.99% at 0.5 micron particle size

**Engine**

- 200-280 HP engine (spec varies based on region)

60-75k cfm high powered dust collection

Part Number	Description
<b>DF DC60000D</b>	60-75k cfm Mobile Dust Collector
See page 261 for Filters	



**100000 CFM**

**Filtration**

- 156x high efficiency cartridges

**Filter Cleaning**

- Timed cycle reverse air pulse

**Air Inlets**

- Up to ten 24" duct inlets

**Air-to-cloth Ratio**

- 2.56:1 at 100,000 cfm

**AirFlow**

- 100000 cfm @ 12" w.g

**Filter Media**

- 23,400 ft<sup>2</sup> Ultra-Filtration media

**Efficiency**

- 99.99% at 0.5 micron particle size

**Engine**

- 300-350 HP engine (spec varies based on region)

100k cfm high powered dust collection

Part Number	Description
<b>DF DC100000D</b>	100,000 cfm Mobile Dust Collector
See page 261 for Filters	



PHOTO SHOWS THE SCHMIDT BULK AMPHIBLAST

## BLASTONE® WET BLASTING TECHNOLOGY

The wet (vapor or mist) blast technology is a revolutionary, environmentally safe and cost effective surface cleaning method that quickly removes protective coatings, oxidation and graffiti.

## KEY FEATURES

Vapor/mist blasters are designed to minimise airborne dust particles. Vapor/mist blasting uses a mixture of compressed air, garnet and water to suppress dust in a method that uses less water than a wet ring.

3




### REDUCED AIRBORNE DUST

Mixing water with the SpeedBlast garnet abrasive inside the blasting air stream reduces the airborne dust particles by up to 90%.



### LESS ABRASIVE CONSUMPTION

Using mist or vapor blasting equipment combined with SpeedBlast garnet, contractors can realize a 60-80% reduction in abrasive consumption compared to typical slag blasting with old technology equipment.



### LESS CONTAINMENT

Due to the lower dust, some jobs you can use no, or little, containment. On some elevated projects this could save substantial money..



### FLEXIBILITY

Some BlastOne mist blasters can be used for dry blasting as well as wet blasting. This means that a contractor no longer needs to purchase two different types of equipment to meet all their blasting needs.



**BlastOne Mist Blaster**

A versatile wet blast machine for the industrial user who needs to take their pot with them, and wants to use the same pot for wet and dry blasting, washdown and blowdown.

The Mist Blaster gives contractors the benefit of Thompson Valve abrasive metering. It offers a user-friendly control panel allowing for wet or dry blasting, as well as washdown and blowdown.

**Blast Pressure**

- Ranging from 75–150 psi / 5.1 – 10.3 bar

**Pot Capacity**

- 6.5 cu ft / 184 liters

Wet and dry blasting with a single pot

Part Number	Description
<b>BM MB65</b>	6.5 cu ft Mist Blaster



**Schmidt AmphiBlast Lite**

The Schmidt AmphiBlast™ Lite 3.5 is simple, portable and accurate. It gives the operator the option of blasting wet, dry, Softwash™ or blowdown with repeatable and optimal flow parameters for each function.

Minimal water usage (less than 1 pint / ½ liter) with proprietary Schmidt M.I.S.T.™ technology that allows precise control of the amount of water injected into the air stream while blasting.

**Pot Capacity**

- 3.5 cu ft / 99 liters

**Blasting Pressure**

- Ranging from 10–150psi

**Water Usage**

- 1 pint /min - 500ml /min

Entry level, portable Schmidt Amphiblast

Part Number	Description
<b>BM SAMPHIL35</b>	Amphiblast Lite Pneumatic
<b>BM SAMPHIL35E</b>	Amphiblast Lite Electric



**EcoQuip2 EQp**

The Graco EcoQuip EQp is affordable and portable to take from one job to the next. Water goes into the blast pot to wet the abrasive and provides accurate abrasive metering controls.

Very capable small machine.

**Pot Capacity**

- 2.0 cu ft / 57 liters

**Weight**

- 220 lbs/ 99.8 kg

**Water Usage**

- 1 quart/min - 1 liter/min

**Deadman Controls**

- Pneumatic up to 150 ft

High production entry level skid EcoQuip2 EQp

Part Number	Description
<b>GM 278862</b>	Graco EcoQuip 2™ EQp Blast System with 1" hose & #5 nozzle



**EcoQuip2 EQs Elite**

Built for contractors, the EcoQuip2 EQs Elite has a stainless steel crash frame and enclosure, hose rack, step, media strainer, water dose valve and a media shelf.

The EcoQuip2 is now available with 2 outlets and mounted on a trailer with a compressor to make a great powerful blasting package.

**Pot Capacity**

- 6.5 cu ft / 184 liters

**Water Tank**

- Polyethylene

**Maximum Blast Pressure**

- 175 psi / 12.1 bar

**Water Dose**

- Yes

**Enclosure**

- Stainless Steel

Skid mounted vapor blaster for one operator

Part Number	Description
-------------	-------------

GM 262970	EcoQuip II Elite Skid Mounted
-----------	-------------------------------

**Schmidt AmphiBlast**

The AmphiBlast system is a highly productive dual-purpose abrasive blaster. The AmphiBlast system injects water into the blast stream after the metering valve, using a precise water injection system.

Switch between wet or dry blast, blowoff and Softwash™ without having to reset your air, abrasive or water, using a central gauge console.

**Pot Capacity**

- 4.5cu ft / 127 liters
- 6.5cu ft / 184 liters-dual outlet

**Water Tank**

- 80 gallon, uses 1 pint (500ml) of water per minute

**Dimensions**

- Single Outlet 60" x 38" x 60"
- Dual Outlet 87" x 37" x 68"

**Enclosure**

- Skid Mounted

Wet blast, dry blast, Softwash™, and blowoff all in one unit

Part Number	Description
-------------	-------------

BMS AMPHIBLAST45	Amphiblast 4.5 CF - Single Outlet
BMS AMPHIBLAST65	Amphiblast 4.5 CF - Double Outlet

**Schmidt Bulk AmphiBlast**

The Schmidt Bulk AmphiBlast is the latest in technology and efficiency.

This machine can give you:

- Wet blasting
- Dry blasting
- Wash Down
- Blow Down

The four outlets can be controlled to allow operators to blast wet, dry, Softwash™ or blowdown independently

**Pot Capacity**

- 120 cu ft / 3400 liters

**Abrasive Capacity**

- Garnet – 18000 lbs / 8.2 ton
- Slag – 12000 lbs / 6 ton

**Dimensions**

- Height - 115 in / 2920 mm
- Length - 108 in / 2743 mm
- Width - 76 in / 1930 mm

For the company who wet and dry blast on large projects

Part Number	Description
-------------	-------------

BMS 1204TVAMPHI	AmphiBlast 120cuft Bulk Blaster with 4 TV outlets skid mount
-----------------	--





## BLASTONE® VACUUM BLASTING SYSTEMS

Many projects are now requiring that open blasting be controlled or even abandoned because of dusts that are offensive. Vacuum blasting is an ideal alternative for some projects.

Vacuum blasting encapsulates and immediately retrieves dust, residues, coatings and blast media at the blast and vacuum workhead.



## KEY FEATURES

Vacuum blasting is ideal for abrasive blasting in environments where there can be zero tolerance of dust and emissions, while still requiring full coating removal and surface preparation.

When the job site is sensitive to dust and contaminants, or when open-air blasting is prohibited, is simply not possible or isn't practical, the BlastOne blast and vacuum systems provide the solution.

3



### ONE PACKAGE DOES IT ALL

The BlastOne vacuum blast units incorporate a blast machine vacuum pump and dust collector into one complete compact package.



### PORTABILITY

Most of BlastOne vacuum blast solutions incorporate both wheels and a skid for ultimate flexibility in the field.



### HAZ RATED

BlastOne vacuum blast equipment is fully compliant and rated for removal of hazardous coatings. The Equipment uses Hepa filters to filter the exhausting air, and a blast and vacuum workhead to contain the dust and abrasive particles at the workpiece.



### LARGE RANGE OF WORKHEADS

Contractors have a choice of 6 different blast and vac workheads. To ensure you can pick the best one for the job – see page 264-265 of the catalog.



**ADD VACUUM BLASTING TO YOUR LIST OF CAPABILITIES AND EQUIPMENT**

Ideally suited to surface preparation projects where full containment of blast residue is required without the expense of erecting a full containment system, BlastOne vacuum blast systems are portable and can be set up at each site in the shortest space of time.

**NOTES ON VACUUM BLASTING**


- Production rates depend on the surface complexity.
- Success of operation is relative to the operators' ability to keep the seal on the workhead in constant contact with the surface being prepared (otherwise abrasive dust escapes).
- Surfaces being prepared need to be relatively flat so the workhead seal remains in constant contact with the surface. Internal corner brushes are also available.

**BLAST & VAC WORKHEADS**

These rugged workheads carry an internal blast nozzle and vacuum suction port. The integrity of operation relies on the operator maintaining the nylon brush seals in contact with the work surface at all times.

These blast and vac workheads are a light weight, yet rugged design for production blasting. See page 264-page 265 for selection criteria.

3





**Mini Blast and Recovery System**

- Recirculating Mini Blast & Recovery unit
- Compact unit for when access is tight
- On wheels for easy access. Includes fork pockets.
- Pressure blast
- 100% compressed air driven – no electricity required
- Use in conjunction with AirPrep moisture removal system
- Order hoses and workheads separately

**Abrasive Capacity of Blast Vessel**

- 0.3 cu ft / 8.5 liters

**Dimensions**

- 34" x 22" x 60" / 0.8 x 0.5 x 1.5 m

**Weight**

- 335 lbs / 152 kg

**Blasting Rate**

- Up to 20 sqft / 2.0 m<sup>2</sup> per hour

**Compressed Air Requirement**

- 185 cfm



**3.5 cu ft Blast and Recovery System**

- Recirculating Full Size Blast & Recovery unit
- On wheels for easy access. Includes fork pockets.
- Pressure blast
- 100% compressed air driven – no electricity required
- Use in conjunction with AirPrep moisture removal system
- Order hoses and workheads separately

**Abrasive Capacity of Blast Vessel**

- 3.5 cu ft / 100 liters

**Dimensions**

- 68" x 53" x 88" / 1.7 x 1.4 x 2.2 m

**Weight**

- 1540 lbs / 700 kg

**Blasting Rate**

- Up to 40 sqft / 4.0 m<sup>2</sup> per hour

**Compressed Air Requirement**

- 750 cfm



**Dual Outlet Blast and Recovery System**

- 2 outlet unit – can run two blast and vacuum workheads simultaneously
- Recirculating full size Blast & Recovery unit
- Pressure blast
- 100% compressed air driven – no electricity required
- Use in conjunction with AirPrep moisture removal system
- Order hoses and workheads separately

**Abrasive Capacity of Blast Vessel**

- 20.0 cu ft / 566 liters

**Dimensions**

- 114" x 49" x 122" / 2.9 x 1.2 x 3 m

**Weight**

- 3680 lbs / 1670 kg

**Blasting Rate**

- Up to 50 sqft / 5.0 m<sup>2</sup> per hour per operator

**Compressed Air Requirement**

- 1200 cfm for two operators running simultaneously

**PiPoint Blast & Vac Workhead**



For use with the Mini BRS.

See page 264

**MiteMite Blast & Vac Workhead**



Use with small blast pot or small air source.

See page 264

**Large Blast & Vac Workhead**



Largest workhead available. Typically used for blasting flat surfaces.

See page 265



**Vacuum Recovery System I**

- Abrasive does not recycle
- Idea for spot blasting, or touch up work where portability is prime consideration
- Suction blast
- 100% compressed air driven – no electricity required
- Use in conjunction with AirPrep moisture removal system
- Order hoses and workheads separately
- Compact unit for when access is tight

**Dimensions**  
 • 40" x 24" x 55" / 1 x 0.6 x 1.4 m

**Weight**  
 • 200 lbs / 90 kg

**Blasting Rate**  
 • Up to 10 sqft / 1.0 m<sup>2</sup> per hour

**Compressed Air Requirement**  
 • 150 cfm

**Vacuum Recovery System II**

- Abrasive does not recycle
- Excellent portability, plus the productivity benefits of pressure blasting
- Pressure blast
- 100% compressed air driven – no electricity required
- Use in conjunction with AirPrep moisture removal system
- Order hoses and workheads separately

**Abrasive Capacity of Blast Vessel**  
 • 1.0 cu ft / 28 liters

**Dimensions**  
 • 60" x 24" x 65" / 1.5 x 0.6 x 1.6 m

**Weight**  
 • 200 lbs / 90 kg

**Blasting Rate**  
 • Up to 30 sqft / 3.0 m<sup>2</sup> per hour

**Compressed Air Requirement**  
 • 200 cfm

**Vacuum Recovery System III**

- Abrasive does not recycle – ideal when very low dust requirements, or when spec calls for virgin abrasive
- High production blasting
- Vacuum system, blast machine, and AirPrep all mounted on one skid
- Pressure Blast
- 100% compressed air driven – no electricity required
- Order hoses and workheads separately

**Abrasive Capacity of Blast Vessel**  
 • 3.5 cu ft / 100 liters

**Dimensions**  
 • 84" x 48" x 120" / 2.1 x 1.2 x 3 m

**Weight**  
 • 2970 lbs / 1350 kg

**Blasting Rate**  
 • Up to 60 sqft / 6.0 m<sup>2</sup> per hour

**Compressed Air Requirement**  
 • 750 cfm

**Standard Blast & Vac Workhead**

Typical blast and vac head used when vacuum blasting complex areas.


See page 264



**Right-Angled Blast & Vac Workhead**

Use in tight spaces where vacuum blasting is necessary.


See page 265



**Inside/Outside Corner B&V Brushes**

Inner brush and outer brush required for effective sealing

See page 265





## BLASTONE® MULTI-MEDIA BLASTERS

Schmidt M-Series multi-media blasters add flexibility to your blasting operation. They are designed to be used with a broader range of abrasive media than a typical blaster, allowing you to achieve the surface profile you need. Abrasive media that can be run through the M-Series: Bi-Carb Soda, Corn Cob, Walnut Shell, Slags, Garnet (even very fine Garnet), Glass Beads, Aluminum Oxide (all grades), Steel Grit, and many others. Abrasive capacity ranges from 50 lbs / 23 kg to 150 lbs / 70 kg.



**1 cu ft Multi Media Blaster**

### Specified Capacity

- 1.5 cu ft / 42 liter

### Blast Pressure

- 10-90 psi

### Piping System

- 1 in / 25 mm

Part Number	Description
<b>BM M11</b>	1.5 cu ft Multi-Media Blaster



**2 cu ft Multi Media Blaster**

### Specified Capacity

- 2.0 cu ft / 56 liters

### Blast Pressure

- 10-100 psi

### Piping System

- 1¼ in / 32 mm

Part Number	Description
<b>BM M21</b>	2 cu ft Multi-Media Blaster



**3 cu ft Multi Media Blaster**

### Specified Capacity

- 3.0 cu ft / 85 liters

### Blast Pressure

- 10-125 psi

### Piping System

- 1¼ in / 32 mm

Part Number	Description
<b>BM M31</b>	3 cu ft Multi-Media Blaster

# BLASTONE® VERTIDRIVE

Leading the way in robotic blasting technology is the VertiDrive blasting robot, which is designed to effectively remove coatings on various surfaces, including vertical, horizontal and overhead steel surfaces, and suitable for storage tanks, ship hulls and other large steel structures. The VertiDrive is remotely controlled to improve operator safety and comfort – and to increase productivity – the unit offers an entirely new approach to abrasive blasting.



## M3 Multi-Purpose Robot

The VertiDrive M3 Multi-Purpose robot can be used for Blasting with 2-3 blast nozzles, UHP Water Jetting or pressure washing. Simple to breakdown and reconfigure, the M3 is an amazing tool.

Part Number	Description
RU BVDM3C	Vertidrive M3 Robot, Convertible



## M7

The VertiDrive M7 is more compact than the M3 and has stronger magnets than the M3. Designed for sandblasting or UHP waterjet, the M7 can blast a 5ft pattern while only weighing 120lbs/55kg!

Part Number	Description
RU BVDM7	VertiDrive M7 Robot

### IT'S LIKE BLASTING ON AUTOPILOT!

- 3X faster than a man with a nozzle
- No blaster downtime, overtime, lunch breaks, sick days, fatigue, injuries
- Dust and visibility issues no longer hinder production
- Eliminate costs of ladders, aerial work platforms, scaffolding
- Pays for itself in 250,000 ft<sup>2</sup> (23,000 m<sup>2</sup>) of blasting

### The robot also makes it possible to:

- Deliver a clean, effective result in front of the robot with a blasting stroke width of approximately 60 inches, thanks to blast nozzles that are mounted on the reciprocating boom
- Attach the unit to the wall with permanent magnets in the drive assembly
- Reduce assembly time to approximately 10 minutes with the lightweight construction and quick connect systems
- Blast with speeds up to 1,000 ft<sup>2</sup>/hr (100m<sup>2</sup>/hr)






# BLASTONE® TORNADO SPINBLASTER

More than twice the speed at up to half the hourly cost.

The Tornado Spin Blaster is a revolutionary new blasting concept designed to save you time and money.

Cut your abrasives cost. With up to 50% less abrasive used, the Tornado also saves you big money on abrasive costs. The blast pattern is up to 10”.




**ONE TORNADO SPIN BLASTER CAN PERFORM THE SAME AMOUNT OF PRODUCTION AS THREE CONVENTIONAL NOZZLES!**



**Tornado Handheld Spin Blaster**

Featuring twin blasting nozzles rotating at up to 400rpm, the hand-held BlastOne Tornado can more than double your blasting speed up to 1200 square feet (110m<sup>2</sup>) per hour.

The specially designed dual hand grips allow the Tornado™ to be held easily and provides greater control.

**Weight**

- 12lbs / 5.3 kg

**Blasting pattern**

- 5"-8" / 125-200 mm

**Blasting Speed Guide\***

- 1184.03 sqft / 110 m<sup>2</sup> per hour

**Operating System**

- 12 volt (optional 24 volt)

**Twin nozzle production**

- 400 rpm

Blast Tanks 10x Faster

Part Number	Description
<b>BA TOR2000A</b>	Electric Tornado SpinBlaster 12V



**Tornado XL Spin Blaster**

Setting new production records by blasting up to 2400 sqft (220 m<sup>2</sup>) per hour (commercial blast on new steel) with one man and one machine!

Requires to be mounted as part of a blasting system

**Blasting pattern**

- 8-12" / 200-300 mm

**Blasting Speed Guide\***

- 2400 sqft / 220 m<sup>2</sup> per hour

**Operating System**

- 110 volt

**Twin nozzle production**

- 400 rpm

Robotic Spin Blasting

Part Number	Description
<b>BA TORXL6000A</b>	Electric Tornado XL SpinBlaster



\*Blasting speed is subject to compressed air, abrasive type, and other site conditions. Rates shown are for comparison only.



## BLASTONE® TRACK BLASTERS

The Blastrac™ EBE™ blast cleaning machines for steel surfaces are designed for blast cleaning large horizontal or vertical surface areas. Especially designed for use in shipyards and in the petrochemical Industry replacing the use of traditional open blast cleaning operations. The working principle of Blastrac EBE equipment is based on the laws of kinetic and mechanical energy. The cleaning operation is performed by steel abrasive (grit or shot) being thrown at high velocity against the steel surface to be cleaned.

The steel grit or shot is thrown by an airless blast wheel rotating at high speed. The blasting zone is completely enclosed and the operation is dustless. After the abrasive has impacted the work surface in a high velocity stream, it rebounds back into the machine, taking the rust and old coating debris with it.





**EBE 350**

The EBE 350 is designed to be easily disassembled and passed through a standard 600mm (19") tank access opening for blasting tank floors. In shipyards these units can blast clean deck areas during normal maintenance programs or at sea without disrupting normal day to day operations.

**Blasting Width**

- 13.75 in / 349.25 mm

**Blasting Capacity (indicative)**

- SA 2.5 – Up to 215-377 sq ft / 20-35 m<sup>2</sup> per hour

**Dimensions**

- 53" x 25.5" x 43.25" / 1350 x 650 x 1100 mm

**Weight**

- 826 lbs / 375 kg

Blasting tank floors with over 40mil coating

Part Number	Description
EB 350	Medium Walk-behind Shotblaster

**EBE 500**

The EBE 500 is designed for blasting steel surfaces, particularly large tank floors.. With its modular design the EBE 500 can be disassembled to fit though a 24" opening.

Works best with the EBDC-99 heavy duty industrial vacuum.

**Blasting Width**

- 19.5 in / 500 mm

**Blasting Capacity (indicative)**

- SSPC-SP6 – 875-1300 sq ft / 80-121 m<sup>2</sup> per hour
- SSPC-SP10 – 475 – 900 sq ft / 44-94 m<sup>2</sup> per hour

**Dimensions**

- 61.5" x 29.5" x 65" / 1560 x 750 x 1650 mm

**Weight**

- 1433 lbs / 650 kg

For blasting ship decks, during normal day to day operation

Part Number	Description
EB 500	Large Walk-Behind Shotblaster

**EBE 900**

The EBE 900 Vertical Blasting Unit is suspended from either a crane or a rigging system and operates in an up and down direction to clean and profile steel tanks or ship walls. It is remotely controlled from a mobile workstation.

This system ensures that abrasive loss and dust emissions are kept to a minimum. The machine can operate in close proximity to follow-on painting procedures without loss of time.

**Blasting Width**

- 35 in / 890 mm

**Blasting Capacity (indicative)**

- SP-10/SA 2,5 – Up to 1290 sq ft / 120 m<sup>2</sup> per hour

**Dimensions**

- 34.75" x 62.25" x 52.5" / 882 x 1581 x 1331 mm

**Weight**

- 1874 lb / 850 kg inc. winches

Blasting Tank Walls where you don't have any obstructions

Part Number	Description
EB 900	Vertical Shotblaster



## BLASTONE® UHP WATER JET

For the toughest industrial and commercial cleaning problem, a high pressure water jetting system from BlastOne is the answer. You can harness the power of the water to provide an efficient, cost effective, cleaning tool.

Whatever the build-up – rust and scale, resins, chemical residues, paint, epoxies, a BlastOne waterblaster system cuts right through it, spray rinses it away and leaves a clean smooth surface



## KEY FEATURES

BlastOne will help you choose the right equipment for your job. The applications for water cleaning are ever expanding and you need a system to increase profits. With the right system and accessories you can blast off paint, wet sand blast, clean floors and grates, cut slag out of drain lines, remove deposits from pipes and tank interiors, cut steel plates, remove concrete and do hundreds of other jobs quickly and profitably.

BlastOne can offer you a wide range of pump units and accessories, as well as the training and after sales service support that are so critical to your success.

3



### FAST REMOVAL OF HEAVY COATINGS

In many cases, cleaning speed is comparable to that of abrasive blasting. Applications especially suited to UHP 40,000psi are coating removal applications such as shipyard coating removal, offshore oil rigs, weld inspection and plant maintenance like floor coating removal and machinery paint stripping.



### CLEAN THE STEEL BACK TO THE ORIGINAL PROFILE

UHP does not produce a profile, rather it cleans out an existing underlying previously blasted profile.



### EXPAND YOUR SERVICE OFFERING

Opportunities exist wherever abrasive blasting equipment is currently in use. UHP water jetting can produce a 'white metal' finish economically without the environmental and health hazards normally associated with traditional blasting methods.



### TURTLE SKIN PPE

Adequate protection of your water jetting personnel is paramount. TurtleSkin® WaterArmor™ complete with wet weather gear, water blasting boots, eye and hearing protection is now all essential apparel.

## WHAT CAN YOU DO WITH 40,000 PSI?

Ultra High Pressure (UHP) water jetting can be used for many surface preparation projects. UHP will effectively and quickly remove tightly adherent coatings, paints and deposits from all surfaces without using any abrasive.



**WHY USE UHP FOR SURFACE PREPARATION?**

Ultra High Pressure (UHP) water jetting is now being used for surface preparation in many applications.

Unlike the atmosphere created by traditional abrasive blasting, UHP water jetting is dustless, minimizes waste by not using any abrasive and allows other activities to continue nearby while coating removal is in progress.

Instead of trapping contaminants in the surface profile, UHP water jetting actually removes soluble salts and contaminants from the bottom of the valleys. Surfaces prepared with UHP exhibit less folding and flattening and feature a texture of sharp peaks generated by previous abrasive blasting which is conducive to bonding.

3



■ ■ Using Ultra-High Pressure (UHP) water blasting we stripped the floor of a crude oil tank four days quicker than we had estimated - based on using abrasive blasting! At a cost of \$100,000 per day to have the tank out of service, that represents huge savings! What's more, we only used 12 tonne of garnet to 'whip blast' the surface afterwards, compared to our budget of 72 tonnes if we had not used UHP water! ■ ■

OIL REFINERY, MELBOURNE, AUSTRALIA

■ ■ We have been extremely pleased with our NLB UltraClean unit! Not only does it work fantastic... but it is easy to maintain - even on site!

A packing change only takes about 20 minutes in the field and costs a few hundred dollars - compared to over ten thousand dollars for the labyrinth seal on my previous pump - and which had to be returned to the supplier every time it needed repair! ■ ■

WATER JETTING CONTRACTOR, PERTH, AUSTRALIA





**Crawler SRT-10-W**

For big vertical jobs, like 100-foot storage tanks and ship hulls, more and more contractors are moving up to the NLB SRT-10-W1 Crawler. While personnel stay safely on the ground, it crawls up, down and sideways — directed from wireless controls — while rotating SPIN JET® nozzles do all the work.

The Crawler uses a vacuum system to grip the surface and to recover wastewater and debris, minimizing clean-up. A winch skid assembly with locking pulleys allows an operator to position the unit and also serves as a fall arrest system.

The SRT-10-W Crawler can clean over welds and plate laps as thick as 1/2" (12.7mm).

**Cleaning Rate**

- Up to 65m<sup>2</sup>/hr

**Dimensions of Cleaning Path**

- 250 mm

**Weight**

- 84 kg

Ideal for large tank or ship projects

Part Number	Description
<b>RNMSRT10W1</b>	UHP Surface Preparation Crawler



**VertaJet SRT-6LT**

The SRT-6LT hand-held vacuum attached tool is perfect for medium sized stripping jobs too small for the SRT-10-W Crawler. Coatings are removed rapidly, with the water and debris being removed by vacuum – leaving the surface almost instantly dry.

The SRT-6 operates at 40,000 psi (2,800 bar) and has adjustable rotation speed – ideal for soft substrates, like concrete – and counter balancing system to take the weight to minimise operator fatigue. It is ideal for removing coatings from steel substrates it features ergonomic handles and dual-trigger operation to activate pressure.

**Cleaning Rate**

- Up to 55m<sup>2</sup>/hr

**Dimensions of Cleaning Path**

- 150 mm

**Weight**

- 9.1 kg

Ideal for stripping walls of smaller tanks

Part Number	Description
<b>RNLSRT6LT</b>	UHP Hand Held Surface Preparation Tool



**Spin Jet**

The SpinJet floor and grate cleaners (manoeuvred like lawn mowers) were originally designed to remove overspray from paint booth grates. Today they are also widely used for removing floor and ship deck coatings, highway stripes, runway rubber, and more...and even for concrete scarification. Operating at 40,000 psi (2,800 bar), the SpinJet is user friendly and very efficient.

A vacuum attachment enables instantaneous removal of water and debris.

**Cleaning Rate**

- Up to 80m<sup>2</sup>/hr

**Dimensions of Cleaning Path**

- 360 mm

**Weight**

- 63 kg

Ideal for stripping tank floors and ship decks

Part Number	Description
<b>RNL36995015A</b>	UHP Floor and Deck Cleaner



**NLB 225 Series**

**Quick Change Convertible Compact Skid Series**

NLB's newest line of water jetting units are built around the innovative model 225 convertible pump.

This pump, with its quick-change, inline fluid end design, has fewer parts for increased operating efficiency and simpler maintenance.

A simple conversion kit allows the pump to be configured to operate at pressures between 8,000 and 40,000 psi (550 and 2800 bar), in under 20 minutes.

This unit is configured with forklift pockets and rugged protection frame with four-point lift.

**Power Rating**

- 200-300 HP (146-220 kw)

**Dimensions**

- 2900 x 1900 x 2300 mm

**Weight**

- 4700 kg

Ideal for marine, mining and tank projects

Part Number	Description
NL B225	UHP Water Jet Pump – Skid Mounted

**NLB Model 225 Series**

**Quick Change Convertible Series**

NLB's newest line of water jetting units are built around the innovative model 225 convertible pump.

This pump, with its quick-change, inline fluid end design, has fewer parts for increased operating efficiency and simpler maintenance.

A simple conversion kit allows the pump to be configured to operate at pressures between 8,000 and 40,000 psi (550 and 2800 bar), in under 20 minutes.

This unit is configured with on a skid base with fork pockets. Also available trailer-mounted.

**Power Rating**

- 200-350 HP (146-256 kw)

**Dimensions**

- 3300 x 1900 x 1800 mm

**Weight**

- 3800 kg

Ideal for marine, mining and tank projects

Part Number	Description
NL B225T	UHP Water Jet Pump – Trailer Mounted

**NLB Hazardous Area Pump**

NLB's newest family of hazardous area water jetting units are built around our innovative line of convertible pumps. These pumps have fewer parts for increased operating efficiency and simpler maintenance. And, they require only a simple conversion kit to operate at pressures between 8,000 and 40,000 psi (550 and 2,800 bar).

These hazardous area pumps are designed and rated for use in Zone 2 environments, as typically required for most offshore and some on-shore oil and gas job sites.

These units can be supplied to meet either the European ATEX standard, or the international IECEx standard. These units are also certified to comply with DNV 2.7-1 lifting standards for offshore containers.

**Power Rating**

- 230-300 HP (176-220 kw)

**Dimensions**

- 3000 x 2400 x 2800 mm

**Weight**

- 6700 kg

For use in hazardous areas; i.e. oil and gas sites

Part Number	Description
NL B225HAZ	UHP Water Jet Pump - Haz Rated



3

## BLASTONE® DECONTAMINATION SYSTEMS

Decontamination is essential for workers when leaving the containment work area after working on hazardous projects, such as lead-based paint removal and asbestos projects.

Lead can be absorbed through the respiratory and digestive system – therefore it is critical to remove any contaminated clothes and wash immediately after exiting a work area (especially before handling any food).



**DF Decon 1**

Small decontamination trailer with one shower, airlock and change room. Suitable for projects with 1-3 men.

- 'Dirty' entrance chamber and 'Clean' exit chamber
- Built in showers with hot and cold water
- Waste water filtration system
- A/C and heating
- 'Dirty' room has HEPA negative air filtration

**Number of Showers**

- 1

**Worker Capacity**

- 1-3

**Weight**

- 1 ton

**Dimensions**

- 12' x 7' x 8' / 3.6 x 2.1 x 2.4 m

**Water Connection**

- 3/4" / 19 mm

**Electrical Connection**

- 220v/110v single phase

Decon suitable for projects with 1-3 men

Part Number	Description
DF Decon1	Decontamination Trailer - 1 Shower

**DF Decon 2**

The workhorse decontamination trailer with two showers, an airlock and changing room. Suitable for projects with 4-6 men.

- 'Dirty' entrance chamber and 'Clean' exit chamber
- Built in showers with hot and cold water
- Waste water filtration system
- A/C and heating
- 'Dirty' room has HEPA negative air filtration

**Number of Showers**

- 2

**Worker Capacity**

- 4-6

**Weight**

- 1.5 ton

**Dimensions**

- 13' x 7' x 8' / 4 x 2.1 x 2.4 m

**Water Connection**

- 3/4" / 19 mm

**Electrical Connection**

- 220v/110v single phase

Decon suitable for projects with 4-6 men

Part Number	Description
DF Decon2	Decontamination Trailer - 2 Showers

**DF Decon 4**

Large decontamination trailer with four showers, an airlock and larger change room. Suitable for projects with 6-20 men.

- 'Dirty' entrance chamber and 'Clean' exit chamber
- Built in showers with hot and cold water
- Waste water filtration system
- A/C and heating
- 'Dirty' room has HEPA negative air filtration

**Number of Showers**

- 4

**Worker Capacity**

- 6-20

**Weight**

- 2.5 ton

**Dimensions**

- 26' x 7' x 10' / 8 x 2.1 x 3 m

**Water Connection**

- 3/4" / 19 mm

**Electrical Connection**

- 220v/110v single phase

Decon suitable for projects with 6-20 men

Part Number	Description
DF Decon4	Decontamination Trailer - 4 Showers



## BLASTONE® DEHUMIDIFICATION SYSTEMS

During abrasive blasting and immediately after, the relative humidity is a critical factor, as the substrate surface becomes vulnerable to corrosion such as flash rusting. The electrolyte in atmospheric corrosion is usually the water in the air. Introducing dehumidified air into an enclosed work area will reduce the RH significantly. If the humidity is reduced to below 50% RH, you can effectively 'hold the blast' on uncoated, blasted steel for days – sometimes weeks! This typically will have a huge impact on a production cycle – **imagine being able to blast non-stop for a week before having to stop, clean up and paint!**



DH 2400



DH 6000



DF 13500

**Every BlastOne dehumidifier has the following features:**

- Unit-mounted filters, options include:
  - 10% permanent washable 2" thick industrial
  - 30% 2" (standard) pleated throw away
  - 55% to 65% 4" cartridge throw away
  - 99.97% HEPA 12" cartridge
- G-90 16-gage galvanized double-wall construction with insulation
- Direct-fired natural-gas, electric or propane reactivation systems
- Cooling coil and heating coil options
- Skid or trailer mounted
- Full protective enclosure
- Integrated control system with 10-point operational function display
- Shipping covers for all inlets and outlets
- Packaged refrigeration system options
- Packaged generator system options

**Power Requirements**

- Volt: 240/480 V
- Phase: Single phase if gas reactivation, three phase if electric reactivation
- Electric reactivation full load amps: 51, propane/gas reactivation full load amps (single phase 220v): 30

**Dimensions**

- 5' x 3' x 6' / 1.5 x 1 x 1.8 m

**LPG Consumption if Gas Reactivation used**

- 1.8 gallon / 6.8 liters per hour

**Weight**

- 904 lbs / 410 kg

**Max Air Volume**

- 2400 cfm

**Power Requirements**

- Volt: 480 V
- Phase: three phase
- Electric reactivation full load amps: 138, propane/gas reactivation full load amps: 13

**Dimensions**

- 8' x 4' x 7' / 2.4 x 1.2 x 2.1 m

**LPG Consumption if Gas reactivation used**

- 4.4 gallon / 16.7 liters per hour

**Weight**

- 1850 lbs / 840 kg

**Max Air Volume**

- 6000 cfm

**Power Requirements**

- Volt: 480 V
- Phase: three phase
- Electric reactivation full load amps: 268, propane/gas reactivation full load amps: 35

**Dimensions**

- 9' x 4' x 6.6' / 2.7 x 1.2 x 2 m

**LPG Consumption if Gas reactivation used**

- 9.5 gallon / 36.1 liters per hour

**Weight**

- 2250 lbs / 1020 kg

**Max Air Volume**

- 13500 cfm

Compact and powerful

Versatile and reliable

Highly productive and effective

Part Number	Description
DF DH2000	Humidification System - 2400 cfm

Part Number	Description
DF DH6000	Humidification System - 6000 cfm

Part Number	Description
DF DH13500	Humidification System - 13500 cfm



## BLASTONE®

# LARGE INTERNAL PIPE BLAST AND PAINT SYSTEMS

Surface preparation and coating of large pipe or tunnel interiors is always precarious, labour intensive and is typically performed under tight time constraints. BlastOne's RIPT (Robotic Internal Pipe Technology) blast and paint equipment features rotating lances which are adjusted to the size of the pipe/tunnel and move at a set speed.

RIPT-Blast™ unit typically features 3 rotating nozzles which are attached to a self propelled trolley, and move down the pipe at speeds of up to 10 feet (3 metres) per minute. Typical production speeds are significantly higher than manual blasting.



**Mini Pipeline Blaster**

Used for blasting smaller pipes, typically in the gas industry.

**Diameter Range**  
 • 2' to 6' / 0.6 m to 1.8 m

**Average Blasting Rate\***  
 • 1,500 sqft / 140 m<sup>2</sup> to 2,500 / 232 m<sup>2</sup> per hour

**Blast Requirement**  
 • 600-800 cfm

Gas Industry. 2' to 6'

Part Number	Description
IPRIPTA	Mini Pipeline Blaster



**Internal Pipeline Blaster**

The work horse of the RIPT range, the machine is very versatile and can be used for blasting penstocks, small tunnels, wind towers and other large pipes.

**Diameter Range**  
 • 4' to 12' / 1.2 m to 3.6 m

**Average Blasting Rate\***  
 • 2,000 sqft / 186 m<sup>2</sup> to 3,000 sqft / 279 m<sup>2</sup> per hour

**Blast Requirement**  
 • 1100-1300 cfm

Penstock Industry. 4' to 12'

Part Number	Description
IPRIPTB	Internal Pipeline Blaster



**Large Pipeline Blaster**

The large RIPT Pipeline Blaster is used in the tunnel and wind tower industry.

**Diameter Range**  
 • 6' to 32' / 1.2 m to 9.8 m

**Average Blasting Rate\***  
 • 2,000 sqft / 186 m<sup>2</sup> to 3,000 sqft / 279 m<sup>2</sup> per hour

**Blast Requirement**  
 • 1100-1300 cfm

Tunnel Industry. 6' to 32'

Part Number	Description
IPRIPTC	Large Pipeline Blaster

\*Blasting Rates are a guide and depend on actual site conditions.





**Mini Pipeline Painting System**

Used for painting smaller pipes, typically in the gas industry.

**Diameter Range**

- 2' to 6' / 0.6 m to 1.8 m

**Average Painting Rate\***

- Up to 4,000 sqft / 372 m<sup>2</sup> per hour

**Paint Requirement**

- 40-70 cfm

Gas Industry. 2' to 6'

Part Number	Description
IPRIPT2A	Mini Pipeline Painter



**Internal Pipeline Painting System**

The work horse of the RIPT range, the machine is very versatile and can be used for painting penstocks, small tunnels, wind towers and other large pipes.

**Diameter Range**

- 4' to 12' / 1.2 m to 3.6 m

**Average Painting Rate\***

- 4,000 sqft / 372 m<sup>2</sup> to 5,000 / 465 m<sup>2</sup> per hour

**Paint Requirement**

- 50-100 cfm

Penstock Industry. 4' to 12'

Part Number	Description
IPRIPT2B	Internal Pipeline Painter
IPRIPT2KB	Internal Pipeline Painter - 2K



**Large Pipeline Painting System**

The large RIPT Pipeline Painting System is used in the tunnel industry.

**Diameter Range**

- 6' to 32' 1.2 m to 9.8 m

**Average Painting Rate\***

- 4,000 sqft / 372 m<sup>2</sup> to 5,000 / 465 m<sup>2</sup> per hour

**Paint Requirement**

- 50-100 cfm

Tunnel Industry. 6' to 32'

Part Number	Description
IPRIPT2C	Large Pipeline Painter

\*Painting Rates are a guide and depend on actual site conditions.





**Air Consumption (CFM) per Blast Nozzle – using Garnet Abrasive**

Nozzle Size		Nozzle Pressure										
		50 psi	60 psi	70 psi	80 psi	90 psi	100 psi	110 psi	120 psi*	130 psi*	140 psi*	150 psi*
<b>No. 2</b>	1/8"	14	17	19	21	24	26	28	30	32	34	37
<b>No. 3</b>	3/16"	32	37	42	47	52	57	62	67	72	77	83
<b>No. 4</b>	1/4"	57	66	75	84	93	103	111	119	127	136	185
<b>No. 5</b>	5/16"	89	103	117	131	145	158	172	186	200	214	229
<b>No. 6</b>	3/8"	129	149	169	189	209	229	249	269	289	309	330
<b>No. 7</b>	7/16"	176	203	230	258	285	312	339	367	394	422	451
<b>No. 8</b>	1/2"	229	265	300	336	371	407	442	478	513	549	586
<b>No. 10</b>	5/8"	356	412	468	524	580	632	688	744	800	856	914
<b>No. 12</b>	3/4"	516	596	676	756	836	916	996	1076	1156	1236	1318
<b>EFFICIENCY</b>		47%	55%	64%	74%	86%	100%	115%	130%	145%	165%	175%

\* Ensure equipment is rated for these pressures.

**NOTE: Efficiency drops 1.5% for every 1 psi below 100 at the nozzle.** This means a 14% efficiency drop at 90 psi, 26% efficiency lost at 80 psi and almost half lost at 60 psi. Efficiency goes up as pressure increases. 120 psi improves performance by 30%. Actual efficiency increase/decrease will vary depending on abrasive type and size, nozzle type, size and wear, hose sizes and wear, temperature, moisture content of compressed air, etc. Use a nozzle pressure gage (see next page) to measure air pressure at the nozzle. Make allowance for increased air consumption due to nozzle wear, air leaks, breathing airline filter, respirator breathing air and any pneumatic equipment using air from the compressor. **A good rule of thumb** is to use a compressor **twice** the capacity of the blast nozzle consumption.

### The Magic Effect of a Venturi Blast Nozzle

Worn Venturi / Straight Bore Nozzle	Approximate Abrasive Speed	Comments
	215 mph 346 km/h	Inefficient blast pattern with concentrated center spot and lightly blasted edges
Wide Throat Long Venturi	Approximate Abrasive Speed	Comments
	450 mph 724 km/h	Efficient blast pattern with large, even blast coverage and boosted productivity!

4

### HNG Nozzle Pressure Testing Kit



- Nozzle pressure can typically be 20 psi below the compressor output pressure with many blast systems!
- Determine the nozzle pressure quickly and accurately
- Keep a nozzle pressure gage kit on hand and check the nozzle pressure daily
- Test kit includes:
  - Liquid filled stainless steel pressure gage with dual pressure & efficiency scale
  - Four needles and instructions
  - Protective leather bound case

Part Number	Description
<b>BA HNGKIT</b>	Nozzle Pressure Test Kit Complete
<b>BA HNGN5</b>	Nozzle Pressure Hypodermic Needle (Pack 5)
<b>BA HNGDPG</b>	Digital Nozzle Pressure Gage <i>(not shown)</i>

Nozzle pressure is critical for productivity and efficiency. Remember: every 1 psi below 100 psi drops your production by 1.5%! If your nozzle pressure drops from 100 psi to 90 psi – you’ll take 15% longer to do the same amount of work!

### Blast Nozzle Wear Sizing Gage



- Simple, size-indicator test to indicate nozzle wear
- Uses tapered probe gage with a graduated scale to indicate nozzle sizing
- Probe gage features internal pencil compartment with screw top cap
- Kit includes probe gage, wax pencil and pouch

Part Number	Description
<b>IN H131PBAG</b>	Nozzle Size Analyzer Gage



#### A TIP ON WHEN TO REPLACE YOUR BLAST NOZZLE

Even a very small increase in nozzle size will result in a very large increase in ‘air and abrasive consumption’. When a blast nozzle has worn 1/16” (2mm) larger, it is time to be replaced. Use a nozzle size analyzer kit to check your nozzle regularly [we recommend at least ONCE PER WEEK]. You’ll be surprised how much your production decreases with a worn nozzle!



## Nozzle Thread Identification



The industry uses two common thread sizes for the larger blast nozzles.  
Refer to the charts below for identification. Note the benefits in using a Contractor "C" thread.

### 1. Coarse 2" UNC (50mm) "Contractor" Thread, or "C" Thread



The "Contractor" thread has become the industry standard and is the recommended choice.

- Greatly reduces chance of cross-threading
- Easier to install and/or remove
- More thread depth – safer at higher pressures
- Reduces chance of binding/galling
- 4 ½ Threads per inch (TPI)
- Measures 2" (51 mm) across threads



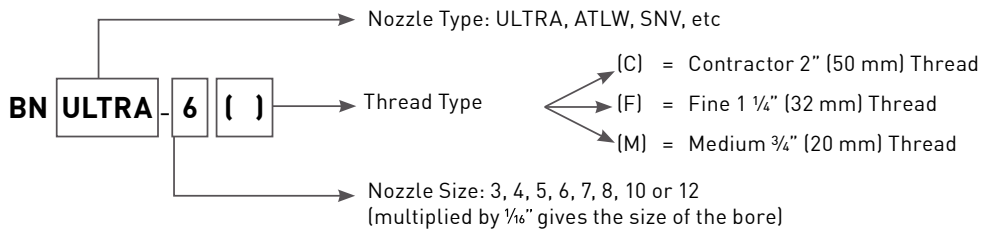
### 2. Fine 1 ¼" NPSM (32mm) "Industrial" Thread, or "F" Thread



- 11.5 threads per inch (TPI)
- Measures 1 1/16" (42 mm) across threads

## Choosing the Correct Part Number

Use the system below to select the right nozzle.  
This system applies to **ALL blast nozzles** throughout this section of the catalog.



For example:  
BN ULTRA-6C = Ultra Tuff 3/8" Orifice Nozzle with Contractor 2" (50mm) Thread

Medium "M" Thread	Tite Space Nozzle
3/4" NPSM (20 mm) Thread – 14 TPI Measures 1 1/16" (27 mm) across threads	3/8" NPSM (10 mm) Thread – 18 TPI Measures 1/16" (17 mm) across threads

### ULTRA-TUFF Silicon Nitride Blast Nozzle



(C) CONTRACTOR THREAD



(F) FINE THREAD

- 2" UNC (50mm) coarse Contractor thread 'C' or 1 1/4" NPSM (32 mm) Fine Industrial thread 'F' – please specify
- 1 1/4" (32 mm) wide throat entry, long venturi – except Ultra-3, Ultra-4 have 1" (25 mm) throat entry
- SiNi II grade silicon nitride liner
- Shock absorbent, lightweight urethane jacket
- Vacuum molded urethane thread – will not 'jam' in nozzle holder
- Half the weight of conventional tungsten carbide nozzles



Part Number	Description	Nozzle Length	
		(mm)	(inch)
<b>BN ULTRA3C</b>	Ultra-Tuff SiNi Blast Nozzle 3/8" Orifice Contractor Thread	115	4 1/2
<b>BN ULTRA3F</b>	Ultra-Tuff SiNi Blast Nozzle 3/8" Orifice Fine Thread	115	4 1/2
<b>BN ULTRA4C</b>	Ultra-Tuff SiNi Blast Nozzle 1/4" Orifice Contractor Thread	140	5 1/2
<b>BN ULTRA4F</b>	Ultra-Tuff SiNi Blast Nozzle 1/4" Orifice Fine Thread	140	5 1/2
<b>BN ULTRA5C</b>	Ultra-Tuff SiNi Blast Nozzle 5/16" Orifice Contractor Thread	150	5 7/8
<b>BN ULTRA5F</b>	Ultra-Tuff SiNi Blast Nozzle 5/16" Orifice Fine Thread	150	5 7/8
<b>BN ULTRA6C</b>	Ultra-Tuff SiNi Blast Nozzle 3/8" Orifice Contractor Thread	170	6 3/4
<b>BN ULTRA6F</b>	Ultra-Tuff SiNi Blast Nozzle 3/8" Orifice Fine Thread	170	6 3/4
<b>BN ULTRA7C</b>	Ultra-Tuff SiNi Blast Nozzle 7/16" Orifice Contractor Thread	200	7 7/8
<b>BN ULTRA7F</b>	Ultra-Tuff SiNi Blast Nozzle 7/16" Orifice Fine Thread	200	7 7/8
<b>BN ULTRA8C</b>	Ultra-Tuff SiNi Blast Nozzle 1/2" Orifice Contractor Thread	230	9
<b>BN ULTRA8F</b>	Ultra-Tuff SiNi Blast Nozzle 1/2" Orifice Fine Thread	230	9

### HYPER High Performance Silicon Nitride Blast Nozzle



- 50mm (2" UNC) Contractor thread
- 1 1/4" (32mm) wide throat entry, extra long venturi
- Extra long venturi increases performance by up to 30%
- SiALON II grade silicon nitride liner
- Aluminum jacket and thread with urethane cushioning
- New feature: Non-slip knurl
- AKA: Saber and XL Nozzle
- Fine Thread option available - contact BlastOne for details.



Part Number	Description	Nozzle Length	
		(mm)	(inch)
<b>BN HYPER5C</b>	Hyper Performance SiALON Blast Nozzle 5/16" Orifice, Aluminium, Contractor Thread	305	12
<b>BN HYPER6C</b>	Hyper Performance SiALON Blast Nozzle 3/8" Orifice, Aluminium, Contractor Thread	305	12
<b>BN HYPER7C</b>	Hyper Performance SiALON Blast Nozzle 7/16" Orifice, Aluminium, Contractor Thread	305	12
<b>BN HYPER8C</b>	Hyper Performance SiALON Blast Nozzle 1/2" Orifice, Aluminium, Contractor Thread	305	12

### SUPERSONIC Tungsten Carbide Blast Nozzle



- 2" UNC (50 mm) coarse Contractor thread
- 1 1/4" (32 mm) wide throat entry, long venturi
- Tungsten carbide liner
- 'The Original' Contractor favorite
- Standard weight aluminum jacket and thread
- Use HF G32P nozzle washers (not included) – order separately – see page 138

WEARLIFE INDICATOR ★★★★★★

Part Number	Description	Nozzle Length	
		(mm)	(inch)
<b>BN ATW3C</b>	SUPERSONIC TC Blast Nozzle 3/16" (4.8 mm) Orifice	140	5 1/2
<b>BN ATW4C</b>	SUPERSONIC TC Blast Nozzle 1/4" (6.4 mm) Orifice	140	5 1/2
<b>BN ATW5C</b>	SUPERSONIC TC Blast Nozzle 5/16" (8.0 mm) Orifice	145	5 3/4
<b>BN ATW6C</b>	SUPERSONIC TC Blast Nozzle 3/8" (9.5 mm) Orifice	175	6 7/8
<b>BN ATW7C</b>	SUPERSONIC TC Blast Nozzle 7/16" (11.0 mm) Orifice	200	7 7/8
<b>BN ATW8C</b>	SUPERSONIC TC Blast Nozzle 1/2" (13.0 mm) Orifice	235	9 1/4
<b>BN ATW10C</b>	SUPERSONIC TC Blast Nozzle 5/8" (16.0 mm) Orifice	235	9 1/4
<b>BN ATW12C</b>	SUPERSONIC TC Blast Nozzle 3/4" (19.0 mm) Orifice	235	9 1/4

4

### HEAVY DUTY Tungsten Carbide Blast Nozzle



- 1 1/4" NPSM (32 mm) Fine Industrial thread
- Nozzle sizes 3/16" to 1/4" have 1" (25 mm) wide throat entry, long venturi
- Nozzle sizes 5/16" to 3/4" have 1 1/4" (32 mm) wide throat entry, long venturi
- Tungsten carbide liner
- Brass thread and polyurethane jacket
- Polyurethane jacket and thread nozzles available upon request (shown lying down)

WEARLIFE INDICATOR ★★★★★★

Part Number	Description	Nozzle Length	
		(mm)	(inch)
<b>BN TVP3F</b>	Heavy Duty TC Blast Nozzle 3/16" (4.8 mm) Orifice	110	4 3/8
<b>BN TVP4F</b>	Heavy Duty TC Blast Nozzle 1/4" (6.4 mm) Orifice	140	5 1/2
<b>BN TVP5F</b>	Heavy Duty TC Blast Nozzle 5/16" (8.0 mm) Orifice	150	5 7/8
<b>BN TVP6F</b>	Heavy Duty TC Blast Nozzle 3/8" (9.5 mm) Orifice	175	6 7/8
<b>BN TVP7F</b>	Heavy Duty TC Blast Nozzle 7/16" (11.0 mm) Orifice	205	8 1/8
<b>BN TVP8F</b>	Heavy Duty TC Blast Nozzle 1/2" (13.0 mm) Orifice	230	9
<b>BN TVP10F</b>	Heavy Duty TC Blast Nozzle 5/8" (16.0 mm) Orifice	235	9 1/4
<b>BN TVP12F</b>	Heavy Duty TC Blast Nozzle 3/4" (19.0 mm) Orifice	235	9 1/4

## SNV Silicon Nitride Blast Nozzle



- 2" UNC (50mm) coarse Contractor thread
- SiALON grade silicon nitride liner
- 1 1/4" (32mm) wide throat entry, long venturi
- Composite polyurethane jacket and aluminum thread
- Also available with polyurethane jacket and threads upon request – see inset picture

WEARLIFE  
INDICATOR



Part Number	Description	Nozzle Length	
		(mm)	(inch)
<b>BN SNV5C</b>	SNV SiNi Blast Nozzle 5/16" (8.0 mm) Orifice	145	5 1/16
<b>BN SNV6C</b>	SNV SiNi Blast Nozzle 3/8" (9.5 mm) Orifice	175	6 7/8
<b>BN SNV7C</b>	SNV SiNi Blast Nozzle 7/16" (11.0 mm) Orifice	206	8 1/8
<b>BN SNV8C</b>	SNV SiNi Blast Nozzle 1/2" (12.7 mm) Orifice	233	9 1/8
<b>BN SNV10C</b>	SNV SiNi Blast Nozzle 5/8" (15.9 mm) Orifice	233	9 1/8

4

## SYCLONE Blast Nozzle



- 2" UNC (50 mm) coarse Contractor thread
- 1 1/4" (32 mm) wide throat entry, long venturi
- Cyclone liner
- Urethane jacket and thread
- Special application nozzle for blasting with aluminum oxide and silicon carbide abrasives

WEARLIFE  
INDICATOR



Part Number	Description	Nozzle Length	
		(mm)	(inch)
<b>BN SYCL05C</b>	SYCLONE Blast Nozzle 5/16" (8.0 mm) Orifice	145	5 3/4
<b>BN SYCL06C</b>	SYCLONE Blast Nozzle 3/8" (9.5 mm) Orifice	170	6 3/4
<b>BN SYCL07C</b>	SYCLONE Blast Nozzle 7/16" (11.0 mm) Orifice	200	7 7/8
<b>BN SYCL08C</b>	SYCLONE Blast Nozzle 1/2" (13.0 mm) Orifice	230	9



## DOUBLE VENTURI Tungsten Carbide Blast Nozzle



(C) CONTRACTOR THREAD

- 2" UNC (50 mm) coarse Contractor thread 'C' (pictured) or 1 1/4" NPSM (32 mm) Fine Industrial thread 'F' – please specify
- 1" (25 mm) standard throat entry, long venturi
- Tungsten carbide liner
- Steel-aluminum jacket and thread
- Double venturi configuration enhances the performance when using 1" (25 mm) blast hose

WEARLIFE INDICATOR ★★★★★★

Part Number	Description	Nozzle Length	
		(mm)	(inch)
<b>BN DV4C</b>	Double Venturi TC Blast Nozzle 1/4" Orifice Contractor Thread	146	5 3/4
<b>BN DV4F</b>	Double Venturi TC Blast Nozzle 1/4" Orifice Fine Thread	146	5 3/4
<b>BN DV5C</b>	Double Venturi TC Blast Nozzle 5/16" Orifice Contractor Thread	165	6 1/2
<b>BN DV5F</b>	Double Venturi TC Blast Nozzle 5/16" Orifice Fine Thread	165	6 1/2
<b>BN DV6C</b>	Double Venturi TC Blast Nozzle 3/8" Orifice Contractor Thread	178	7
<b>BN DV6F</b>	Double Venturi TC Blast Nozzle 3/8" Orifice Fine Thread	178	7
<b>BN DV7C</b>	Double Venturi TC Blast Nozzle 7/16" Orifice Contractor Thread	216	8 1/2
<b>BN DV7F</b>	Double Venturi TC Blast Nozzle 7/16" Orifice Fine Thread	216	8 1/2
<b>BN DV8C</b>	Double Venturi TC Blast Nozzle 1/2" Orifice Contractor Thread	235	9 1/4
<b>BN DV8F</b>	Double Venturi TC Blast Nozzle 1/2" Orifice Fine Thread	235	9 1/4

## RAPTOR Blast Nozzle



(C) CONTRACTOR THREAD



(F) FINE THREAD

- 2" UNC (50 mm) coarse Contractor thread 'C' or 1 1/4" NPSM (32 mm) Fine Industrial thread 'F' – please specify
- 1 1/4" (32 mm) wide throat entry, super wide venturi
- Urethane jacket, metal thread
- Extra large pattern, high speed blast nozzle
- Maximum performance achieved above 120 psi nozzle pressure
- SiNi Long life liner
- Tungsten carbide available for steel grit applications
- Also Known As: **Bazooka Nozzles**

WEARLIFE INDICATOR ★★★★★★

Part Number	Description	Nozzle Length	
		(mm)	(inch)
<b>BN RAPTOR6C</b>	Raptor SiNi Blast Nozzle 3/8" (9.5 mm) Orifice	235	9 1/4
<b>BN RAPTOR6F</b>	Raptor SiNi Blast Nozzle 3/8" (9.5 mm) Orifice	235	9 1/4
<b>BN RAPTOR7C</b>	Raptor SiNi Blast Nozzle 7/16" (11.0 mm) Orifice	235	9 1/4
<b>BN RAPTOR7F</b>	Raptor SiNi Blast Nozzle 7/16" (11.0 mm) Orifice	235	9 1/4
<b>BN RAPTOR8C</b>	Raptor SiNi Blast Nozzle 1/2" (12.7 mm) Orifice	235	9 1/4
<b>BN RAPTOR8F</b>	Raptor SiNi Blast Nozzle 1/2" (12.7 mm) Orifice	235	9 1/4

## SQUARE-SHOOTER Tungsten Carbide Blast Nozzle



- 2" UNC (50 mm) coarse Contractor thread 'C' or 1 1/4" NPSM (32 mm) Fine Industrial thread 'F'
- Square throat entry, venturi
- Tungsten carbide liner
- Urethane jacket, brass thread
- Large square blast pattern – less overlap when blasting
- Alignment ridges on jacket

WEARLIFE INDICATOR ★★★★★★★★

Part Number	Description
<b>BN SQ54C</b>	SQUARE SHOOTER TC Blast Nozzle 1/4" (6.35 mm) Square Orifice
<b>BN SQ54F</b>	SQUARE SHOOTER TC Blast Nozzle 1/4" (6.35 mm) Square Orifice
<b>BN SQ55C</b>	SQUARE SHOOTER TC Blast Nozzle 5/16" (8.0 mm) Square Orifice
<b>BN SQ55F</b>	SQUARE SHOOTER TC Blast Nozzle 5/16" (8.0 mm) Square Orifice
<b>BN SQ56C</b>	SQUARE SHOOTER TC Blast Nozzle 3/8" (9.5 mm) Square Orifice
<b>BN SQ56F</b>	SQUARE SHOOTER TC Blast Nozzle 3/8" (9.5 mm) Square Orifice

4

## Tungsten Carbide Stick Up Blast Nozzle



- Suit 1" 1/4 blast hose
- Durable steel jacket

WEARLIFE INDICATOR ★★★★★★★★

Part Number	Description	Nozzle Length	
		(mm)	(inch)
<b>BN ASU5</b>	Stick Up TC Hose Insert Nozzle 5/16" for 1-1/4" ID Hose	120	4 3/4
<b>BN ASU525</b>	Stick Up TC Hose Insert Nozzle 5/16" for 1" ID Hose	102	4
<b>BN ASU6</b>	Stick Up TC Hose Insert Nozzle 3/8" for 1-1/4" ID Hose	120	4 3/4
<b>BN ASU625</b>	Stick Up TC Hose Insert Nozzle 3/8" for 1" ID Hose	102	4
<b>BN ASU7</b>	Stick Up TC Hose Insert Nozzle 7/16" for 1-1/4" ID Hose	120	4 3/4
<b>BN ASU8</b>	Stick Up TC Hose Insert Nozzle 1/2" for 1-1/4" ID Hose	120	4 3/4

## FAN BLAST™ Fan Pattern SiALON Blast Nozzle



- 2" UNC (50 mm) coarse Contractor thread 'C'
- 1 1/4" (32 mm) wide throat entry, long venturi
- Gives a wide, even blast pattern
- Ideal for sweep blasting
- Also available in Tungsten Carbide

WEARLIFE  
INDICATOR



Part Number	Description
<b>BN FAN6C</b>	FanBlast SiALON Blast Nozzle - 3/8" (9.5 mm) Orifice, 6-3/8" (162 mm) Long
<b>BN FAN6F</b>	FanBlast SiALON Blast Nozzle - Fine Thread

4

## SHORT VENTURI Tungsten Carbide Blast Nozzle



- 2" UNC (50 mm) coarse Contractor thread 'C'
- 1 1/4" (32 mm) wide throat entry, short venturi
- Tungsten carbide liner
- Aluminum jacket and thread
- Gives wide, lightly concentrated blast pattern - ideal for light whip blasting

WEARLIFE  
INDICATOR



Part Number	Description	Nozzle Length	
		(mm)	(inch)
<b>BN ATSW4C</b>	SHORT VENTURI TC Blast Nozzle 1/4" (6.35 mm) Orifice	84	3 3/8
<b>BN ATSW5C</b>	SHORT VENTURI TC Blast Nozzle 5/16" (8.0 mm) Orifice	84	3 3/8
<b>BN ATSW6C</b>	SHORT VENTURI TC Blast Nozzle 3/8" (9.5 mm) Orifice	84	3 3/8
<b>BN ATSW7C</b>	SHORT VENTURI TC Blast Nozzle 7/16" (11.0 mm) Orifice	84	3 3/8
<b>BN ATSW8C</b>	SHORT VENTURI TC Blast Nozzle 1/2" (13.0 mm) Orifice	84	3 3/8



## BANANA SERIES 40° CURVED Boron Carbide Blast Nozzle



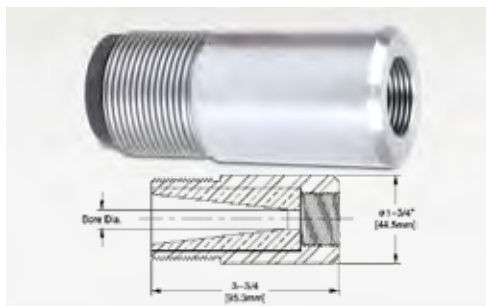
- 26 mm (1 1/4" NPSM) OD fine thread
- 1/2" (13 mm) throat entry
- Boron carbide liner
- Steel jacket and thread
- For those hard to reach areas – especially useful behind angles, etc
- Much less sideways pressure than an angled nozzle



Part Number	Description	Nozzle Length	
		(mm)	(inch)
<b>BN CBC4M</b>	CURVED Boron Carbide Blast Nozzle 1/4" (6.0mm) Orifice	117	4 5/8
<b>BN CBC5M</b>	CURVED Boron Carbide Blast Nozzle 5/16" (8.0mm) Orifice	117	4 5/8
<b>BN CBC6M</b>	CURVED Boron Carbide Blast Nozzle 3/8" (10.0mm) Orifice	117	4 5/8

4

## Boron Carbide Threaded Nozzle Adaptors



- Boron carbide liner
- High wear resistant nozzle adaptors
- Note: 1" (25 mm) standard throat entry

### Fine Thread

Part Number	Description
<b>HF NHA20HF</b>	Adaptor – 1 1/4" NPSM to 3/4" NPSM (32 mm 'F' to 20 mm 'M')



### Contractor Thread

Part Number	Description
<b>HF NHA20H</b>	Adaptor – 2" UNC to 3/4" NPSM (50 mm 'C' to 20 mm 'M')

## Nozzle Thread Adaptors



- Enables other nozzle types to be used in a standard contractor thread nozzle holder
- Adaptors to suit:
  - Flange nozzles
  - 3/4" (20 mm) NPSM fine thread
  - 1 1/4" NPSM Fine Industrial thread
- Also refer to the threaded nozzle adaptors (shown above)
- Check local availability with BlastOne

Part Number	Description
<b>HF NHAFL</b>	Flange-Contractor Nozzle Adaptor
<b>HF NHA20</b>	3/4" (20 mm) Medium Thread - Contractor Nozzle Adaptor
<b>HF NHA32</b>	1 1/4" (32 mm) Fine Thread-Contractor Nozzle Adaptor

SPACE INVADER Tight Space Blasting Kit




- Ideal kit for blasting in hard to reach areas
- Uses Tite-Space BN T145 angled nozzles – see below – it is recommended you use double or triple orifice nozzles to get maximum coverage
- Use with most abrasives
- Requires only 3/4" (19 mm) clearance
- Photo shows a typical set-up – actual set-up may vary depending on your requirements

Note: Nozzle not included

Part Number	Description
BN SPI12	12" 'Space Invader' Blasting Kit
BN SPI24	24" 'Space Invader' Blasting Kit
BN SPI36	36" 'Space Invader' Blasting Kit
BN TSIRR12	Tite Space Invader Repair Rod – 12"
BN TSIRR18	Tite Space Invader Repair Rod – 18"
BN TSIRR24	Tite Space Invader Repair Rod – 24"
BN TSIADP	Contractor Thread to Repair Rod Adapter

TITE-SPACE Tungsten Carbide Blast Nozzle



- 3/8" NPSM (10 mm) thread
- 60° angled nozzle
- Available in single, double, triple and quad orifices

Part Number	Description	Nozzle Length	
		(mm)	(inch)
BN T1452	Tite-Space TC Nozzle – with Single 1/8" (3.2 mm) Orifice	48	1 7/8
BN T14522	Tite-Space TC Nozzle – with Double 1/8" (3.2 mm) Orifice	48	1 7/8
BN T14523	Tite-Space TC Nozzle – with Triple 1/8" (3.2 mm) Orifice	48	1 7/8
BN T14524	Tite-Space TC Nozzle – with Quad 1/8" (3.2 mm) Orifice	48	1 7/8
BN T1453	Tite-Space TC Nozzle – with Single 3/16" (4.8 mm) Orifice	48	1 7/8
BN T1454	Tite-Space TC Nozzle – with Single 1/4" (6.4 mm) Orifice	80	3 1/8
BN T14542	Tite-Space TC Nozzle – with Double 1/4" (6.4 mm) Orifice	80	3 1/8
BN T1446	Tite-Space TC Nozzle – with Single 3/8" (9.5 mm) Orifice: 3/8" NPT Female Thread	80	3 1/8

ATA 45° Angle Blast Nozzle



- 3/4" NPSM (20mm) 'M' thread
- 1/2" (13mm) throat entry
- 45° single or triple (equi-spaced) side outlets
- Tungsten carbide liner
- 90° angle nozzles available upon request (BN ATAX – not shown)

Part Number	Description	Nozzle Length	
		(mm)	(inch)
BN ATA 3x1M	45° Blast Nozzle Single 3/16" (4.8 mm) Orifice	55	2 1/8
BN ATA 4x1M	45° Blast Nozzle Single 1/4" (6.4 mm) Orifice	55	2 1/8
BN ATA 3x3M*	45° Blast Nozzle Triple 3/16" (4.8 mm) Orifice	55	2 1/8
BN ATA 4x3M*	45° Blast Nozzle Triple 1/4" (6.4 mm) Orifice	55	2 1/8

\*Triple orifice nozzles have triple air and abrasive consumption!

## AAM 45° Angle Tungsten Carbide Blast Nozzle



- Ideal for blasting recesses, pipe internals, behind angles etc.
- 2" UNC (50 mm) coarse Contractor thread 'C' or 1 1/4" NPSM (32 mm) Fine Industrial thread 'F' – please specify
- 3/4" (20 mm) throat entry
- 45° single or triple (equi-spaced) side outlets
- Tungsten carbide liner

WEARLIFE INDICATOR ★★★★★★

Part Number	Description	Nozzle Length	
		(mm)	(inch)
<b>BN AAM4x1C</b>	45° Angle, Contractor Thread, Single 1/4" (6.0 mm) Orifice	80	3 1/8
<b>BN AAM4x1F</b>	45° Angle, Fine Thread, Single 1/4" (6.0 mm) Orifice	80	3 1/8
<b>BN AAM5x1C</b>	45° Angle, Contractor Thread, Single 5/16" (8.0 mm) Orifice	80	3 1/8
<b>BN AAM5x1F</b>	45° Angle, Fine Thread, Single 5/16" (8.0 mm) Orifice	80	3 1/8
<b>BN AAM6x1C</b>	45° Angle, Contractor Thread, Single 3/8" (9.5 mm) Orifice	80	3 1/8
<b>BN AAM6x1F</b>	45° Angle, Fine Thread, Single 3/8" (9.5 mm) Orifice	80	3 1/8
<b>BN AAM4x3C*</b>	45° Angle, Contractor Thread, Triple 1/4" (6.0 mm) Orifice	80	3 1/8
<b>BN AAM4x3F*</b>	45° Angle, Fine Thread, Triple 1/4" (6.0 mm) Orifice	80	3 1/8
<b>BN AAM5x3C*</b>	45° Angle, Contractor Thread, Triple 5/16" (8.0 mm) Orifice	80	3 1/8
<b>BN AAM5x3F*</b>	45° Angle, Fine Thread, Triple 5/16" (8.0 mm) Orifice	80	3 1/8
<b>BN AAM6x3C*</b>	45° Angle, Contractor Thread, Triple 3/8" (9.5 mm) Orifice	80	3 1/8
<b>BN AAM6x3F*</b>	45° Angle, Fine Thread, Triple 3/8" (9.5 mm) Orifice	80	3 1/8

\*Triple orifice nozzles have triple air & abrasive consumption!


## ATLA 90° Angle Tungsten Carbide Blast Nozzle



- 1 1/4" NPSM (32 mm) 'F' fine thread (pictured) – optional 2" UNC (50 mm) Contractor thread 'C' available upon request
- 1" (25 mm) throat entry
- Use with fine thread PHE nozzle holders
- 90° angle single, side outlet
- Optional double and triple outlet nozzle: available upon request

Part Number	Description	Nozzle Length	
		(mm)	(inch)
<b>BN ATLA4F</b>	90° Angle TC Blast Nozzle 1/4" (6.0 mm) Orifice	76	3
<b>BN ATLA5F</b>	90° Angle TC Blast Nozzle 5/16" (8.0 mm) Orifice	76	3
<b>BN ATLA6F</b>	90° Angle TC Blast Nozzle 3/8" (9.5 mm) Orifice	76	3
<b>BN ATLA7F</b>	90° Angle TC Blast Nozzle 7/16" (11.0 mm) Orifice	76	3
<b>BN ATLA8F</b>	90° Angle TC Blast Nozzle 1/2" (12.7 mm) Orifice	76	3

### 'M' Thread Tungsten Carbide Blast Nozzle



- 3/4" NPSM (20 mm) 'M' thread
- 1/2" (13 mm) throat entry
- Tungsten carbide liner
- Aluminum jacket and thread
- Straight bore or high performance long venturi
- Use HF GFBS-P nozzle washers (not included) – order separately – see page 138

WEARLIFE INDICATOR ★★★★★

Part Number	Description	Nozzle Length	
		(mm)	(inch)
<b>Straight Bore – Standard</b>			
<b>BN AT1M</b>	TC Blast Nozzle 1/16" (1.6 mm) Orifice	45	1 3/4
<b>BN AT1.5M</b>	TC Blast Nozzle 1/8" (2.4 mm) Orifice	45	1 3/4
<b>BN AT2M</b>	TC Blast Nozzle 1/8" (3.2 mm) Orifice	45	1 3/4
<b>BN AT3M</b>	TC Blast Nozzle 3/16" (4.8 mm) Orifice	45	1 3/4
<b>BN AT4M</b>	TC Blast Nozzle 1/4" (6.35 mm) Orifice	45	1 3/4
<b>BN AT5M</b>	TC Blast Nozzle 5/16" (8.0 mm) Orifice	45	1 3/4
<b>BN AT6M</b>	TC Blast Nozzle 3/8" (9.5 mm) Orifice	45	1 3/4
<b>BN AT8M</b>	TC Blast Nozzle 1/2" (13.0 mm) Orifice	45	1 3/4
<b>Tapered Bore – Long Venturi – High Productivity</b>			
<b>BN ATV3M</b>	V-TC Blast Nozzle 3/16" (4.8 mm) Orifice	100	4
<b>BN ATV4M</b>	V-TC Blast Nozzle 1/4" (6.35 mm) Orifice	100	4

### 'M' Thread Boron Carbide Blast Nozzle



- 3/4" NPSM (20 mm) 'M' thread
- 1/2" (13 mm) throat entry
- Boron carbide liner – outlasts tungsten carbide
- Steel jacket and thread
- Ideal for aluminum oxide, silicon carbide abrasives
- Standard straight bore or enhanced performance short venturi

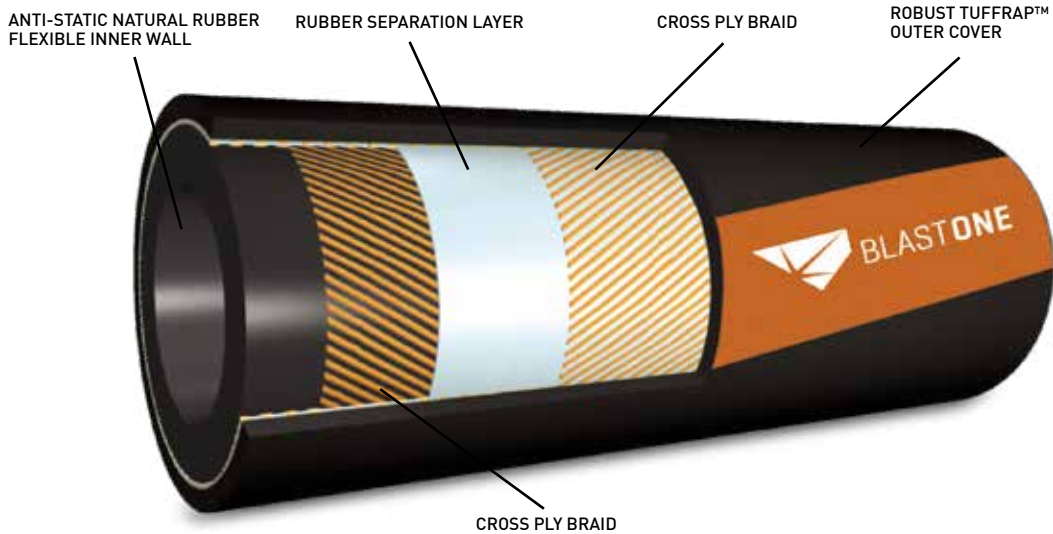
WEARLIFE INDICATOR ★★★★★

Part Number	Description	Nozzle Length	
		(mm)	(inch)
<b>Straight Bore – Standard</b>			
<b>BN ATB2M</b>	Boron Blast Nozzle 1/8" (3.2 mm) Orifice	52	2
<b>BN ATB3M</b>	Boron Blast Nozzle 3/16" (4.8 mm) Orifice	52	2 1/16
<b>BN ATB4M</b>	Boron Blast Nozzle 1/4" (6.4 mm) Orifice	52	2 1/16
<b>BN ATB5M</b>	Boron Blast Nozzle 5/16" (8.0 mm) Orifice	52	2 1/16
<b>BN ATB6M</b>	Boron Blast Nozzle 3/8" (9.5 mm) Orifice	52	2 1/16
<b>BN ATB8M</b>	Boron Blast Nozzle 1/2" (12.7 mm) Orifice	52	2 1/16
<b>Short Venturi – Enhanced Productivity</b>			
<b>BN ATBV3M</b>	V-Boron Blast Nozzle 3/16" (4.8 mm) Orifice	54	2 1/8
<b>BN ATBV4M</b>	V-Boron Blast Nozzle 1/4" (6.4 mm) Orifice	54	2 1/8

**USEFUL TIP**  
Use venturi nozzles for increased speed and improved blast pattern



## BlastOne SupaLife Blast Hose



4

### The Blast Hose is an integral part of any abrasive blasting system.

That is why high quality blast hoses should be selected and insisted on instead of poorly designed ones constructed with poor quality materials.

Cheap blast hoses which seem a good bargain at the time are available, but when the 'true quality' begins to show, the reality is you have paid too much for an inferior product! If cheaper blast hose has been made from recycled rubber, the probable life of the hose could be as meagre as 150-200 hours. With a high quality blast hose, the expectant life is 400-500 hours (depending on the abrasive used). You would be better off paying for a good quality, well constructed blast hose.

It's not only the quality, cost and how long it lasts – will it protect you adequately from electric shock? The safety factor should come into the equation when making this important purchase.

BlastOne SupaLife blast hose is manufactured using virgin natural rubber with carbon black graphite. This has anti-static qualities to eliminate the problem by dissipating the static electricity through the wall of the blast hose.

BlastOne's high quality SupaLife blast hose is constructed using a 2-ply or 4-ply arrangement – highly woven cord linings which are placed in a cross ply pattern to add strength, but still allow the blast hose the flexibility that it requires.

So the choice is yours – a costly unsafe recycled rubber blast hose with bad design or insist on a BlastOne SupaLife quality blast hose that is safe and value for money.





BlastOne Premium SupaLife™ Blast Hose

4



- Superior quality, lightweight and highly flexible
- Anti-static, natural rubber liner
- Rated to minimum 175 psi - 3:1 safety factor
- Made to BlastOne specifications
- Robust TuffRap™ outer cover
- Available in 50 ft, 100 ft and 20 m coils
- Fit with your choice of nozzle holder and couplings – specify required fittings (see pages 133 - 137)
- Supplied as a bare hose coil or as a Certified Hose Assembly – certificate is available upon request

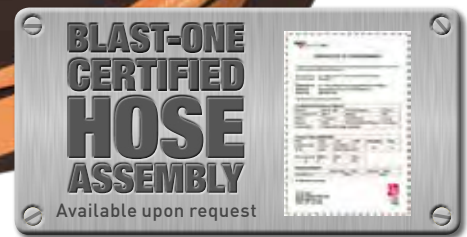
Blast Hose – Not Fitted

Part Number	Description	Outside Diameter	
		(inch)	(mm)
BHS 13	SupaLife Blast Hose 1/2" (12.5 mm) ID	1 3/16	30
BHS 20	SupaLife Blast Hose 3/4" (20 mm) ID	1 1/32	34
BHS 25	SupaLife Blast Hose 1" (25 mm) ID	1 9/16	40
BHS 32	SupaLife Blast Hose 1 1/4" (32 mm) ID	1 7/8	48
BHS 40	SupaLife Blast Hose 1 1/2" (38 mm) ID	2 3/32	55


Blast Hose – Fitted

Part Number	Description
BHS 3210FB2XNH	SupaLife Blast Hose 1-1/4", 10 m, fitted with Brass Coupling and Nylon Nozzle Holder (AUS/NZ only)
BHS 3220FBCXNH	SupaLife Blast Hose 1-1/4", 20 m, fitted with Brass Coupling and Nylon Nozzle Holder (AUS/NZ only)
BHS 3250FACXNH	SupaLife Blast Hose 1-1/4", 50 ft, fitted with Aluminum Coupling and Nylon Nozzle Holder (USA only)
BHS 3250FBCXNH	SupaLife Blast Hose 1-1/4", 50 ft, fitted with Brass Coupling and Nylon Nozzle Holder (USA only)
BHS 4020FBCXBC	SupaLife Blast Hose 1-1/2", 20 m, fitted with 2 x Brass Couplings (AUS/NZ only)
BHS 4050FACXAC	SupaLife Blast Hose 1-1/2", 50 ft, fitted with 2 x Aluminum Couplings (USA only)

BlastOne Premium SupaLife™ Heavy Wall Blast Hose



4



- High quality, long lasting
- Thick, anti-static, natural rubber liner
- Made to BlastOne specifications
- Rated to minimum 175 psi - 3:1 safety factor
- Robust TuffRap™ outer cover
- Recommended for use as an extension hose
- Available in 50 ft, 100 ft and 20 m coils
- Fit with your choice of couplings – specify required fittings (see page 133 -page 137)
- Supplied as a bare hose coil or as a Certified Hose Assembly – certificate is available upon request

Blast Hose – Not Fitted

Part Number	Description	Outside Diameter	
		(inch)	(mm)
BH 13	Heavy Wall SupaLife Blast Hose 1/2" (12.5 mm) ID	1 1/32	34
BH 20	Heavy Wall SupaLife Blast Hose 3/4" (20 mm) ID	1 1/16	40
BH 25	Heavy Wall SupaLife Blast Hose 1" (25 mm) ID	1 7/8	48
BH 32	Heavy Wall SupaLife Blast Hose 1 1/4" (32 mm) ID	2 5/32	55
BH 40	Heavy Wall SupaLife Blast Hose 1 1/2" (38 mm) ID	2 3/8	60
BH 50	Heavy Wall SupaLife Blast Hose 2" (50 mm) ID	2 7/8	73

**RULE OF THUMB**  
 The ID of your Blast Hose should be a minimum of 3 times the nozzle size  
 See page 416 for more detail


Blast Hose – Fitted

Part Number	Description
BH 3250FACXAC	Heavy Wall Blast Hose 1-1/4", 50 ft, fitted with 2 x Aluminum Couplings (USA only)
BH 4050FACXAC	Heavy Wall Blast Hose 1-1/2", 50 ft, fitted with 2 x Aluminum Couplings (USA only)
BH 4050FBCXBC	Heavy Wall Blast Hose 1-1/2", 50 ft, fitted with 2 x Brass Couplings (USA only)
BH 3220FBCXBC	Heavy Wall Blast hose 1-1/4" 20 m fitted with 2 x Brass Couplings (AUS/ NZ only)
BH 4020FBCXBC	Heavy Wall Blast hose 1-1/2" 20 m fitted with 2 x Brass Couplings (AUS/ NZ only)

Economy Blast Hose




4



- Rated to 145 psi 3:1 safety factor
- Only recommended for infrequent use
- Thick anti-static, natural rubber liner
- Available in 50 ft and 20 m lengths

Blast Hose – Not Fitted

Part Number	Description	Outside Diameter	
		(inch)	(mm)
<b>BHS 2520EC</b>	Economy Blast Hose 1" (25 mm) ID, 20 m	1 1/16	40
<b>BHS 3220EC</b>	Economy Blast Hose 1 1/4" (32 mm) ID, 20 m	1 7/8	48
<b>BHS 4020EC</b>	Economy Blast Hose 1 1/2" (38 mm) ID, 20 m	2 5/32	55
<b>BHS 2550EC</b>	Economy Blast Hose 1" (25 mm) ID, 50 ft	1 1/16	40
<b>BHS 3250EC</b>	Economy Blast Hose 1 1/4" (32 mm) ID, 50 ft	1 7/8	48
<b>BHS 4050EC</b>	Economy Blast Hose 1 1/2" (38 mm) ID, 50 ft	2 5/32	55

**RULE OF THUMB**  

 The ID of your blast hose should be a minimum of 3 times the nozzle size  
 See page 416 for more detail

**Get the best production possible**

Make sure your blast hose is large enough to make the most of your nozzle.

You know that to get the highest, fastest production out of your blasting set-up you need to run the largest blast nozzle that your air source can support. But, don't forget the blast hose. It won't do you much good to run small blast hose to a large nozzle or vice versa.

Comparative Percentage Hose Area Reduction		
Main Blast Hose Size	Whip Hose Size	% of Reduction of Internal Area
1 1/2" (38 mm)	1 1/4" (32 mm)	31%
1 1/2" (38 mm)	1" (25 mm)	56%
1 1/4" (32 mm)	1" (25 mm)	36%
1 1/4" (32 mm)	3/4" (19 mm)	64%
1" (25 mm)	3/4" (19 mm)	44%

4

**KleenCut Battery Hose Cutter Tool**



- Enables hose to be cut clean and square
- Battery operated
- Milwaukee brand

Part Number	Description
HF KCT200	Kleen Cut Battery Powered Hose Cutter

**KleenCut Hose Cutter Tool**



- Enables hose to be cut clean and square
- Essential for a good, airtight coupling fit – ensures longest coupling life and minimizes pressure loss
- Progressive ratchet cutting action
- Cuts rubber hoses up to 2 1/2" (65 mm) diameter

Part Number	Description
HF KCT100	KleenCut Hose Cutter Tool
HF KCT101	Replacement Blade for KC T100



## Installation, Technical Tips and Advice to maximize the

### Step 1



Cut the end of the blast hose square and clean (not with a hacksaw) so that the end of the hose can seal against the flange face – see (B) on the diagram on the next page. A KleenCut Hose Cutter Tool can be used – refer to page 131.

If the hose is not perfectly square, there will be a gap between the hose end and the coupling lip which can lead to premature leakage and coupling failure.

### Step 2



Optional Step: Run a bead of sealant compound around the inside of the coupling. This assists in creating a better, air-tight seal and will extend the coupling life. It will also act as a lubricant to assist with installation. Note: this DOES NOT act as a 'glue'.

**Please Note:** Ensure the sealant compound has properly cured before you pressurize the hose after Step 6.

### Step 3



Turn the fitting clockwise onto the hose until the hose end is firmly seated against the coupling flange face (B).

### Step 4



Wipe away any excess sealant compound from the inside of the hose.

### Step 5



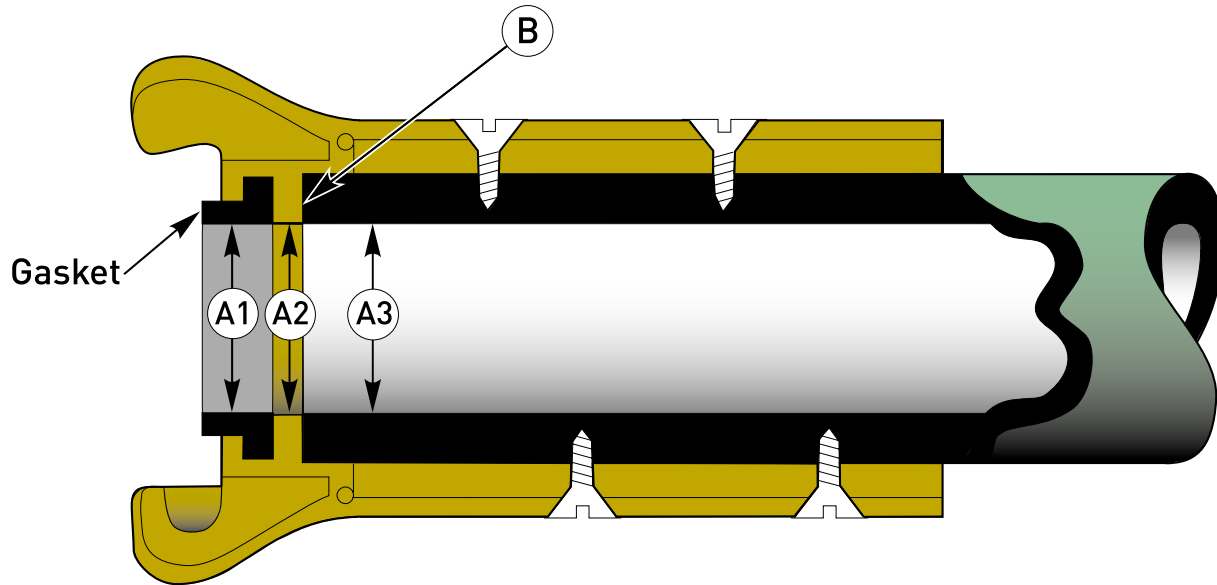
Check that there are no gaps between the end of the hose and the coupling lip.

### Step 6



Use the correct screw fasteners (refer to page 144) in all the available screw holes. Screws which pierce the inner wall of the blast hose will cause premature coupling wear. When being installed, screws will initially 'push' the blast hose off the coupling wall before starting to 'bite'. It is important that the screws continue to be tightened until the hose has been pulled back up against the coupling wall (do not overtighten).

**DISCLAIMER:** These instructions are provided as a guide only. Neither BlastOne, nor its associated companies, are liable if these instructions are followed and an accidental coupling detachment occurs.



TIP: Blast hose bore (A3) should be equal to or smaller than the flange bore (A2) and the gasket bore (A1) so the coupling does not wear prematurely, leaving the gasket unsupported and prone to leaks. Mega Max large bore couplings should be used on any hose with a bore greater than 1 1/4" (32 mm).

DISCLAIMER: These instructions are provided as a guide only. Neither BlastOne, nor its associated companies, are liable if these instructions are followed and an accidental coupling detachment occurs.

### Brass Blast Hose Quick Coupling



- Supplied with HF GMRL gasket fitted
- Standard claw, standard bore coupling – compatible with other standard couplings



\* See also Mega Max couplings on page 135 for larger sizes

Part Number	Clip	Gasket	Screw	Suits Blast Hose with Outside Diameter
HF BQC1	HF CLP2	HF GMRLP	HF SCR4	BH20 BHS25 1 1/16" (40 mm)
HF BQC2	HF CLP2	HF GMRLP	HF SCR4	BH25 1 1/8" (40 mm)
HF BQC2L	HF CLP2	HF GMRLP	HF SCR4	BH25 BHS32 1 7/8" (48 mm)
HF BQC3	HF CLP2	HF GMRLP	HF SCR4	BH32 BHS40 2 5/32" (55 mm)
HF BQC4	HF CLP4	HF GMRLP	HF SCR4	BH40 2 3/8" (60 mm)

### Aluminum Blast Hose Quick Coupling



- Supplied with HF GMRL gasket fitted
- Standard claw, standard bore coupling – compatible with other standard couplings

\*See also Mega Max couplings on page 135 for larger sizes

Part Number	Clip	Gasket	Screw	Suits Blast Hose with Outside Diameter	
<b>HF AQC1/2</b>	HF CLP2	HF GMRLP	HF SCR4	BHS13	1 3/8" (30 mm)
<b>HF AQC3/4</b>	HF CLP2	HF GMRLP	HF SCR4	BH13 BHS20	1 1/2" (34 mm)
<b>HF AQC1</b>	HF CLP2	HF GMRLP	HF SCR4	BH20 BHS25	1 5/8" (40 mm)
<b>HF AQC2</b>	HF CLP2	HF GMRLP	HF SCR4	BH25 BHS32	1 7/8" (48 mm)
<b>HF AQC3</b>	HF CLP2	HF GMRLP	HF SCR4	BH32 BHS40	2 1/2" (55 mm)
<b>HF AQC4</b>	HF CLP4	HF GMRLP	HF SCR4	BH40	2 3/8" (60 mm)

4

### Nylon Blast Hose Quick Coupling



- Supplied with HF GPCG series coupling gasket fitted
- Integral springlock pin
- Standard claw, standard bore coupling – compatible with other standard couplings



Part Number	Clip	Gasket	Screw	Suits Blast Hose with Outside Diameter	
<b>HF PQC3/4</b>	HF CLP3	HF GPCG1P	HF SCR2	BH13 BHS20	1 1/2" (34 mm)
<b>HF PQC1</b>	HF CLP3	HF GPCG1P	HF SCR4	BH20	1 5/8" (40 mm)
<b>HF PQCS1</b>	HF CLP3	HF GPCG2P	HF SCR4	BHS25	1 5/8" (40 mm)
<b>HF PQCS2</b>	HF CLP3	HF GPCG3P	HF SCR4	BH25 BHS32	1 7/8" (48 mm)
<b>HF PQC3</b>	HF CLP3	HF GPCG3P	HF SCR4	BH32 BHS40	2 1/2" (55 mm)
<b>HF PQC4</b>	HF CLP3	HF GPCG3P	HF SCR4	BH40	2 3/8" (60 mm)

### Steel Blast Hose Quick Coupling



- Supplied with HF GMRL gasket fitted
- Standard claw, standard bore coupling – compatible with other standard couplings

\*See also Mega Max couplings on page 135 for larger sizes

Part Number	Clip	Gasket	Screw	Suits Blast Hose with Outside Diameter	
<b>HF SQC1</b>	HF CLP2	HF GMRLP	HF SCR4	BH20 BHS25	1 5/8" (40 mm)
<b>HF SQC2</b>	HF CLP2	HF GMRLP	HF SCR4	BH25 BHS32	1 7/8" (48 mm)
<b>HF SQC3</b>	HF CLP2	HF GMRLP	HF SCR4	BH32 BHS40	2 1/2" (55 mm)
<b>HF SQC4</b>	HF CLP4	HF GMRLP	HF SCR4	BH40	2 3/8" (60 mm)

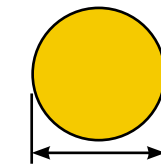


## Why Should I Be Using Mega Max Couplings On My Blast Hoses?




- All hoses with an ID greater than 1 ¼" (32 mm) should use **Mega Max couplings**...
- By using **large bore** hose fittings, you are **eliminating gasket and coupling wear**.
- The **unrestricted flow** means **less pressure loss** – giving you **increased performance**.

**REMEMBER!**  
1 psi pressure loss equals 1.5%  
**LOSS OF PRODUCTION!**



1.25 square inches  
(805 mm<sup>2</sup>) 32 mm ID

Standard 1 ¼" (32 mm)  
Bore Coupling Gasket



2.41 square inches  
(1556 mm<sup>2</sup>) 44.5 mm ID

Mega Max 1 ¾" (44 mm) Bore  
Coupling Gasket  
Almost 200% LARGER Bore Area

4

## Mega Max 'MX' Blast Hose Quick Coupling



- Large bore, full flow, high production coupling
- Supplied with HF GMRXP gasket fitted
- Oversize large claw, large bore coupling – not compatible with other coupling types
- Compatible with Mega Max threaded couplings – refer to page 141

**NEW!**  
Now a LARGER RANGE  
of SIZES available from  
BlastOne

Part Number	Clip	Gasket	Screw	Suits Blast Hose with Outside Diameter
<b>HF AQC2MX</b>	HF CLP2	HF GMRXP	HF SCR4	BH 25, BHS 32 1 7/8" (48 mm)
<b>HF AQC3MX</b>	HF CLP2	HF GMRXP	HF SCR4	BH 32, BHS 40 2 5/8" (55 mm)
<b>HF AQC4MX</b>	HF CLP2	HF GMRXP	HF SCR4	BH 40 2 3/8" (60 mm)
<b>HF AQC6MX</b>	HF CLP2	HF GMRXP	HF SCR4	BH 50 2 7/8" (73 mm)
<b>HF BQC2MX</b>	HF CLP2	HF GMRXP	HF SCR4	BH 25, BHS 32 1 7/8" (48 mm)
<b>HF BQC3MX</b>	HF CLP2	HF GMRXP	HF SCR4	BH 32, BHS 40 2 5/8" (55 mm)
<b>HF BQC4MX</b>	HF CLP2	HF GMRXP	HF SCR4	BH 40 2 3/8" (60 mm)
<b>HF BQC6MX</b>	HF CLP2	HF GMRXP	HF SCR4	BH 50 2 7/8" (73 mm)

Part Number	Description
<b>BH 40A</b>	Blast Hose Adaptor to connect 2" Mega-Max to Standard 1 ½" Coupling



**Brass Nozzle Holder with 2" UNC (50mm) Contractor Thread**



- Use HF SCR4 coupling screws – not included
  - Use HF GFBL nozzle washer – not included
- Refer to page 138 for washer selection

Part Number	Description	Suits Blast Hose with Outside Diameter
<b>HF BNH1C</b>	Brass Nozzle Holder	BH20 BHS25 1 1/8" (40 mm)
<b>HF BNH2C</b>	Brass Nozzle Holder	BH25 BHS32 1 7/8" (48 mm)
<b>HF BNH3C</b>	Brass Nozzle Holder	BH32 BHS40 2 3/2" (55 mm)
<b>HF BNH4C</b>	Brass Nozzle Holder	BH40 2 3/8" (60 mm)

**Brass Nozzle Holder with 1 1/4" NPSM (32mm) Fine Thread**



- Use HF SCR4 coupling screws – not included
  - Use HF GFBM nozzle washer – not included
- Refer to page 138 for washer selection

Part Number	Description	Suits Blast Hose with Outside Diameter
<b>HF BNH1F</b>	Brass Nozzle Holder	BH20 BHS25 1 1/8" (40 mm)
<b>HF BNH2F</b>	Brass Nozzle Holder	BH25 BHS32 1 7/8" (48 mm)
<b>HF BNH3F</b>	Brass Nozzle Holder	BH32 BHS40 2 3/2" (55 mm)
<b>HF BNH4F</b>	Brass Nozzle Holder	BH40 2 3/8" (60 mm)

**Aluminum Nozzle Holder with 2" UNC (50mm) Contractor Thread**



- Use HF SCR2 coupling screws – not included
  - Use HF GFBL nozzle washer – not included
- Refer to page 138 for washer selection

Part Number	Description	Suits Blast Hose with Outside Diameter
<b>HF ANH1C</b>	Aluminum Nozzle Holder	BH20 BHS25 1 1/8" (40 mm)
<b>HF ANH2C</b>	Aluminum Nozzle Holder	BH25 BHS32 1 7/8" (48 mm)
<b>HF ANH3C</b>	Aluminum Nozzle Holder	BH32 BHS40 2 3/4" (55 mm)
<b>HF ANH4C</b>	Aluminum Nozzle Holder	BH40 2 3/8" (60 mm)

**Aluminum Nozzle Holder with 1 1/4" NPSM (32mm) Fine Thread**



- Use HF SCR4 coupling screws – not included
  - Use HF GFBM nozzle washer – not included
  - Use HF ANHE1F for blow down hose adaptor
- Refer to page 138 for washer selection

Part Number	Description	Suits Blast Hose with Outside Diameter
<b>HF ANHE1F</b>	Aluminum Nozzle Holder	BH20 BHS25 1 1/8" (40 mm)
<b>HF ANHE2F</b>	Aluminum Nozzle Holder	BH25 BHS32 1 7/8" (48 mm)
<b>HF ANHE3F</b>	Aluminum Nozzle Holder	BH32 BHS40 2 3/4" (55 mm)
<b>HF ANHE4F</b>	Aluminum Nozzle Holder	BH40 2 3/8" (60 mm)

### Aluminum Nozzle Holder with 3/4" NPSM (20mm) Medium Thread



- 3/4" NPSM (20 mm) thread
  - Use HF SCR-2 coupling screws – not included
  - Use HF GFBS nozzle washer – not included
- See page 123 for nozzle thread adaptors

Part Number	Description	Suits Blast Hose with Outside Diameter	
<b>HF ANH1/2M</b>	Aluminum Nozzle Holder	BHS13	1 3/8" (30 mm)
<b>HF ANH0M</b>	Aluminum Nozzle Holder	BH13 BHS20	1 1/2" (34 mm)
<b>HF ANH1M</b>	Aluminum Nozzle Holder	BH20 BHS25	1 5/8" (40 mm)

### Nylon Nozzle Holder – with 2" UNC 50mm Contractor Thread



- 50 mm [2" UNC] Contractor coarse thread
- Use HF G25 or 32 Series nozzle washer – not included
- Coupling screws not included – purchase separately
- Use HF SCR-2 coupling screws for HF PNH-3/4
- Use HF SCR-4 coupling screws for other HF PNH sizes



Part Number	Description	Suits Blast Hose with Outside Diameter	
<b>HF PNH3/4</b>	Nylon Nozzle Holder	BH13 BHS20	1 1/2" (34 mm)
<b>HF PNH1</b>	Nylon Nozzle Holder	BH20 BHS25	1 5/8" (40 mm)
<b>HF PNH2</b>	Nylon Nozzle Holder	BH25 BHS32	1 7/8" (48 mm)
<b>HF PNH3</b>	Nylon Nozzle Holder	BH32 BHS40	2 5/2" (55 mm)

### PHE Nylon Nozzle Holder – with 1 1/4" NPSM (32mm) Fine Thread



HF PHE

- 1 1/4" (32 mm) NPSM Fine Industrial thread
- Use HF GFBM nozzle washer – not included
- Use HF SCR-4 coupling screws – not included

Part Number	Description	Suits Blast Hose with Outside Diameter	
<b>HF PHE3/4</b>	PHE Nylon Nozzle Holder	BH13 BHS20	1 1/2" (34 mm)
<b>HF PHE1</b>	PHE Nylon Nozzle Holder	BH20 BHS25	1 5/8" (40 mm)
<b>HF PHE2</b>	PHE Nylon Nozzle Holder	BH25 BHS32	1 7/8" (48 mm)
<b>HF PHE3</b>	PHE Nylon Nozzle Holder	BH32 BHS40	2 5/2" (55 mm)

### Quick Couple Nylon Nozzle Holder



HF PTC1

HF PTC50

HF PTCFL

- Enables extension blast hose to be used as a nozzle end
- Supplied with HF GPCG-3 gasket fitted
- Integral spring lock pin
- Standard claw, standard bore connector – compatible with other standard couplings

Part Number	Description
<b>HF PTC1</b>	Quick Couple PHE 1 1/4" Fine Thread Nozzle Holder
<b>HF PTC50</b>	Quick Couple Contractor Coarse Thread Nozzle Holder
<b>HF PTCFL</b>	Quick Couple Flange Nozzle Holder

### Nozzle Washers for Standard Nozzle Holders



- Supplied in packs of ten
- HF GFBL suits HF ANH, HF BNH Contractor thread nozzle holders
- HF GFBM suits all 1 1/4" NPSM (32 mm) Fine thread nozzle holders
- HF GFBM can also be used in HF ANH, HF BNH standard bore metallic nozzle holders with 25 mm (1") entry nozzles

Part Number	Description	Suits Nozzle Holder Type
<b>HF GFBLP</b>	NW-3 Nozzle Washers (Pack 10)	ANH / BNH Contractor Thread Types
<b>HF GF BMP</b>	NW-4 Nozzle Washers (Pack 10)	All 1 1/4" (32 mm) Fine Thread Types

### Nozzle Washers for 'M' Thread Nozzle Holders



- Supplied in packs of ten
- Suits 3/4" NPSM (20 mm) 'M' thread nozzle holders

Part Number	Description	Suits Nozzle Holder Type
<b>HF GFBS P</b>	NW-1 Nozzle Washers (Pack 10)	ANH Medium Thread Types

### Nozzle Washers for Nylon Nozzle Holders



- Supplied in packs of ten
- Suits all HF PNH nylon nozzle holders
- Use the special tapered bore HF G2532 gasket when using a 1" (25 mm) narrow entry nozzle with a 32 mm (1 1/4") bore – or larger blast hose.

Part Number	Description	Nozzle Throat Entry	
<b>HF G25P</b>	NW-25 Nozzle Washers – pack 10	Narrow	1" (25 mm)
<b>HF G32P</b>	NW-32 Nozzle Washers – pack 10	Wide	1 1/4" (32 mm)
<b>HF G2532</b>	NW-2532 Nozzle Washers – each	Narrow	1" (25 mm)

#### Protect your Blast Nozzle – Use Nozzle Washers!



These special washers are gaskets that fit on the entry end of your standard blast nozzle to seat the nozzle right up against your blast hose. This creates a rubber to rubber seal, eliminating any gaps which could cause an air leak.

The washer helps to reinforce the air/abrasive path seal, preventing abrasive from getting out through a gap where it could abrade away and cause premature wear to the nozzle threads, holder or liner itself. Even if the nozzle liner is fine, once the threads are galled or ruined, the nozzle won't be worth much to you. So keep extra washers on hand to replace worn ones; they're very inexpensive especially when compared to a new nozzle!

### Whipcheck Safety Cable



- HF SCA-1 cable suits hoses 1/2" to 2 1/2" (15 mm to 60 mm) OD
- HF SCA-2 cable suits hoses 2" to 3 1/2" (45 mm to 90 mm) OD

Part Number	Description	Approx Length	
		(mm)	(inch)
HF SCA1	Small WhipCheck Safety Cable – Blast Hose	585	23
HF SCA1SS	Stainless Steel WhipCheck Safety Cable	585	23
HF SCA2	Large WhipCheck Safety Cable – Bull Hose	990	39

### Webbing Whipcheck



- Nylon webbing whipchecks – easier to install, less damaging to hose and will provide a longer service life

Part Number	Description	Approx Length	
		(mm)	(inch)
HF SCA3	Webbing WhipCheck – 2000 kg rated	700	28
HF SCA4	Webbing WhipCheck – 1200 kg rated	600	24

### Hose Restraint Stocking and Safety Chain



SHOWN WITH OPTIONAL FM SL50CH SAFETY CHAIN

- Hose restraint stockings are designed to be permanently installed on the hose **before** assembly – recommended for use when using high pressures

Part Number	Description
HF SCA5	Hose Restraint Stocking for OD 1"-1 1/2" (25-38 mm)
HF SCA6	Hose Restraint Stocking for OD 1 1/2"-2" (40-50 mm)
HF SCA7	Hose Restraint Stocking for OD 2"-2 1/2" (50-64 mm)
HF SCA8	Hose Restraint Stocking for OD 2 1/2"-3" (60-75 mm)
FM SL50CH	Safety Chain with 1/4" (6 mm) Shackles

### Machine to Hose Whipcheck



- Machine to hose whipchecks are used to secure hoses to air compressors, AirPreps, blast machines etc. The smaller end is often attached to a welded lug on the machine using d-shackles

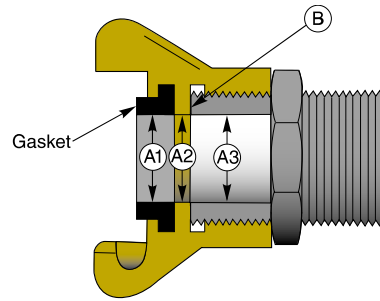
Part Number	Description	Approx Length	
		(mm)	(inch)
HF SCA10	Machine / Tool to Hose Whipcheck	510	20



**The use of a whipcheck restraint is mandatory on all hoses. If you have any questions about the best restraint to use, call BlastOne.**

Threaded Blast Quick Couplings

4



- #1 Threaded pipe nipple bore (A3) should be equal to or smaller than the flange bore (A2) and the gasket bore (A1) so the coupling does not wear prematurely, leaving the gasket unsupported and prone to leaks. Mega Max large bore couplings should be used on any hose with a bore greater than 1 1/4" (32mm).
- #2 The thread should be screwed up all the way to the flange face B to reduce turbulence and wear. Use thread sealant compound or tape to ensure the joint is an airtight seal.
- #3 If the thread does not screw up all the way to the flange, use an additional gasket inside the back of the coupling as a spacer.

Always use coupling lock pins and whipchecks.  
 Inspect gaskets and couplings daily for signs of wear.  
 Keep spare gaskets on hand – Refer selection guide on page 143

Steel Threaded Blast Quick Coupling



- Supplied with HF GMRL gasket fitted
- Use HF CLP-1 thin type lock pins – not included (see page 144)
- Standard claw, standard bore coupling – compatible with other standard couplings

Part Number	Description	Gasket Bore size
HF STC1	1 1/4" Steel Threaded Coupling	1 1/4" (32 mm)
HF STC2	1 1/2" Steel Threaded Coupling (not shown)	1 1/4" (32 mm)
HF STC3	2" Steel Threaded Coupling	1 1/4" (32 mm)

Aluminum Threaded Blast Quick Coupling



- Supplied with HF GMRL gasket fitted
- Use HF CLP-1 thin type lock pins – not included (see page 144)
- Standard claw standard bore coupling – compatible with other standard couplings

Part Number	Description	Gasket Bore size
HF ATC 1/2	1/2" Aluminum Threaded Coupling	1 1/4" (32 mm)
HF ATC 3/4	3/4" Aluminum Threaded Coupling	1 1/4" (32 mm)
HF ATC1	1 1/4" Aluminum Threaded Coupling	1 1/4" (32 mm)
HF ATC2	1 1/2" Aluminum Threaded Coupling	1 1/4" (32 mm)
HF ATC3	2" Aluminum Threaded Coupling	1 1/4" (32 mm)

### Brass Threaded Blast Quick Coupling



- Supplied with HF GMRL gasket fitted
- Can also be fitted with optional urethane high pressure gasket – refer to page 142
- Use HF CLP-1 thin type lock pins – not included (see page 144)
- Standard claw, standard bore coupling – compatible with other standard couplings



Part Number	Description	Gasket Bore size
HF BTC1	1 ¼" Brass Threaded Coupling	1 ¼" (32 mm)
HF BTC2	1 ½" Brass Threaded Coupling	1 ¼" (32 mm)

4

### Nylon Threaded Blast Quick Coupling



- Supplied with HF GPCG- 3 gasket fitted
- Integral Springlock pin
- Standard claw, standard bore coupling – compatible with other standard couplings

Part Number	Description	Gasket Bore size
HF PTC1	1 ¼" Nylon Threaded Coupling	1 ¼" (32 mm)
HF PTC2	1 ½" Nylon Threaded Coupling	1 ¼" (32 mm)

### Mega Max Threaded Blast Quick Coupling



- Large bore, full flow, high production coupling
- Supplied with HF GMRX gasket fitted
- Use HF CLP-2 or HF CLP-1 lock pin – not included (see page 144)
- Oversize large claw, large bore coupling – not compatible with other coupling types
- Compatible with Mega Max blast hose couplings – refer to page 142

Please contact BlastOne for other sizes

Part Number	Description	Gasket Bore size
HF ATC3MX	Mega Max 1 ½" (38 mm) Aluminum Threaded Coupling	1 ¾" (45 mm)
HF ATC4MX	Mega Max 2" (50 mm) Aluminum Threaded Coupling	1 ¾" (45 mm)
HF BTC3MX	Mega Max 1 ½" (38 mm) Brass Threaded Coupling	1 ¾" (45 mm)
HF BTC4MX	Mega Max 2" (50 mm) Brass Threaded Coupling	1 ¾" (45 mm)

### Coupling Gaskets for Standard Metal Couplings



- Supplied in packs of ten
- Suit standard claw, standard bore metal couplings
- Single lipped rubber construction, bore size 1 1/4" (32 mm)
- Optional urethane, high pressure gasket – **recommended for pressures over 120 psi**

Part Number	Description	Bore size
<b>HF GMRLP</b>	MRL Standard Coupling Gaskets (Pack 10)	1 1/4" (32 mm)
<b>HF GMRHP</b>	High Pressure MRL Coupling Gaskets (Pack 10)	1 1/4" (32 mm)
<b>HF GMRSP</b>	Coupling Gasket for Mitey-Mite Couplings	3/4" (19 mm)

### Coupling Gaskets for Mega Max Couplings



- Supplied in packs of ten
- Suit oversize claw, oversize bore Mega Max couplings
- Single lipped rubber construction, bore size 1 3/4" (45 mm)

Part Number	Description	Bore size
<b>HF GMRXP</b>	MRX Mega Max Coupling Gaskets (Pack 10)	1 3/4" (45 mm)

4

## Coupling Gaskets for Nylon Couplings



- Supplied in packs of ten
- Suit standard claw nylon couplings
- Use HF GPCG3 for 1 1/4" (32 mm) bore hose (and larger)
- Use HF GPCG2 for 1" (25 mm) bore hose
- Use HF GPCG1 for 3/4" (20 mm) bore hose (and smaller)
- Double lipped, rubber construction

Part Number	Description	Bore size
<b>HF GPCG1P</b>	PCG-1 Nylon Coupling Gaskets (Pack 10)	3/4" (19 mm)
<b>HF GPCG2P</b>	PCG-2 Nylon Coupling Gaskets (Pack 10)	1" (25 mm)
<b>HF GPCG3P</b>	PCG-3 Nylon Coupling Gaskets (Pack 10)	1 1/4" (32 mm)

4


## Gasket Selection – Quick Reference Guide

Aluminum Hose Couplings		Brass Hose Couplings		Steel Hose Couplings		Nylon Hose Couplings	
Coupling Size	Gasket	Coupling Size	Gasket	Coupling Size	Gasket	Coupling Size	Gasket
<b>HF AQC0</b>	HF GMRSP	<b>HF BQC1</b>	HF GMRLP	<b>HF SQC1</b>	HF GMRLP	<b>HF PQC3/4</b>	HF GPCG1P
<b>HF AQC1/2</b>	HF GMRLP	<b>HFBQC2</b>	HF GMRLP	<b>HF SQC2</b>	HF GMRLP	<b>HF PQC1</b>	HF GPCG1P
<b>HF AQC3/4</b>	HF GMRLP	<b>HFBQC2L</b>	HF GMRLP	<b>HF SQC3</b>	HF GMRLP	<b>HF PQCS1</b>	HF GPCG2P
<b>HF AQC1</b>	HF GMRLP	<b>HFBQC3</b>	HF GMRLP	<b>HF SQC4</b>	HF GMRLP	<b>HF PQCS2</b>	HF GPCG3P
<b>HF AQC2</b>	HF GMRLP	<b>HFBQC4</b>	HF GMRLP			<b>HF PQC3</b>	HF GPCG3P
<b>HF AQC3</b>	HF GMRLP					<b>HF PQC4</b>	HF GPCG3P
<b>HF AQC4</b>	HF GMRLP						
<b>Mega Max</b>		Mega Max					
<b>HF AQC4MX</b>	HF GMRXP	<b>HF BQC4MX</b>	HF GMRXP				
<b>HF AQC5MX</b>	HF GMRXP	<b>HF BQC5MX</b>	HF GMRXP				
Aluminum Threaded Couplings		Brass Threaded Couplings		Steel Threaded Couplings		Nylon Threaded Couplings	
Coupling Size	Gasket	Coupling Size	Gasket	Coupling Size	Gasket	Coupling Size	Gasket
<b>HF ATC0</b>	HF GMRSP	<b>HF BTC1</b>	HF GMRLP	<b>HF STC1</b>	HF GMRLP	<b>HF PTC50</b>	HF GPCG3P
<b>HF ATC1/2</b>	HF GMRLP	<b>HF BTC2</b>	HF GMRLP	<b>HF STC2</b>	HF GMRLP	<b>HF PTC1</b>	HF GPCG3P
<b>HF ATC3/4</b>	HF GMRLP			<b>HF STC3</b>	HF GMRLP	<b>HF PTC2</b>	HF GPCG3P
<b>HF ATC3</b>	HF GMRLP						
<b>Mega Max</b>		Mega Max					
<b>HF ATC4MX</b>	HF GMRXP	<b>HF BTC4MX</b>	HF GMRXP				

Note: Couplings using HF GMRLP gaskets can also use optional high pressure urethane gasket HF GMRHP.



Coupling Lock Pins



Lock Pins for Metal Couplings

- Supplied in packs of 25
- Thin type or thick type
- Use for all metal blast quick couplings – Standard and Mega Max
- Also use for air supply couplings – A-type, Surelock

Part Number	Description
<b>HF CLP1</b>	Thin Type Coupling Lock Pins (Pack 25) ('R' clip)
<b>HF CLP2</b>	Thick Type Coupling Lock Pins (Pack 25)('D' clip)
<b>HF CLP4</b>	Multi-Fit Coupling Lock Pins (Pack 25)

Springlock Pins for Nylon Blast Couplings

- Supplied in packs of 10
- Circular, wrap-around springlock
- Use for all nylon blast couplings

Part Number	Description
<b>HF CLP3</b>	Springlock Pins for Nylon Couplings (Pack 10)

Screws for Blast Hose Couplings



- Supplied in packs of 200
- Domehead or countersunk

Part Number	Description
<b>HF SCR1</b>	Coupling Screw – Domehead 6g x 1/2" (Pack 200)
<b>HF SCR2</b>	Coupling Screw – Countersunk 8g x 3/8" (Pack 200)
<b>HF SCR3</b>	Coupling Screw – Domehead 10g x 1/2" (Pack 200)
<b>HF SCR4</b>	Coupling Screw – Countersunk 10g x 1/2" (Pack 200)

Screw Selection Chart


Nozzle Holder	Screw	Hose Coupling	Screw
<b>Aluminum Nozzle Holders</b>		<b>Steel Quick Couplings</b>	
HF ANH1C HF ANH2C HF ANH3C	HF SCR2	HF SQC1	HF SCR2
		HF SQC2	HF SCR4
<b>Brass Nozzle Holders</b>		<b>Brass Quick Couplings</b>	
HF BNH1C HF BNH2C HF BNH3C	HF SCR2 or HF SCR4	HF BQC1	HF SCR2
		HF BQC2 HF BQC2L HF BQC3 HF BQC4	HF SCR4
<b>Mitey Mite Nozzle Holders</b>		<b>Aluminum Quick Couplings</b>	
HF ANH0M HF ANH1/2M HF ANH1M	HF SCR2	HF AQC1/2 HF AQC1	HF SCR2
		HF AQC2 HF AQC3 HF AQC4	HF SCR4
<b>Nylon Nozzle Holders</b>		<b>Mega Max Quick Couplings</b>	
HF PNH-3/4	HF SCR4	HF BQC4MX HF BQC6MX	HF SCR4
HF PNH-1	HF SCR2		
HF PNH-2 HF PNH-3 HF PNH-4	HF SCR4		
<b>1 1/4" Fine Thread Nozzle Holders</b>		<b>Nylon Quick Couplings</b>	
HF PHE1	HF SCR2	HF PQC-3/4	HF SCR4
HF PHE2 HF PHE3 HF PHE4	HF SCR4	HF PQC1 HF PQCS1	HF SCR2
HF ANHE0F HF ANHE1F	HF SCR2	HF PQCS2 HF PQCS3 HF PQCS4	HF SCR4
HF ANHE2F HF ANHE3F	HF SCR4		
HF BNH1F	HF SCR2		
HF BNH2F HF BNH3F	HF SCR4		

4

BlastOne MegaFlow™ Air Supply Bull Hose



**A hose restraint should be used at all times**  
See page 419




- MegaFlow heavy duty air supply hose
- Supersynthetic oil resistant liner, durable UV resistant wrapped outer cover
- 300 psi pressure rated with 3:1 safety factor
- Non fitted hose available in coils of 50 ft and 20 m
- Temperature range: -22°F (-30°C) to +158°F (+70°C)
- Nominal hose dimensions only – check with BlastOne for exact tolerances and suitable clamps

**Blast Hose – Not Fitted**

Part Number	Description	Outside Diameter	
		(inch)	(mm)
<b>BH BULL38</b>	MegaFlow Bull Hose 1-1/2" (38 mm) ID	2-1/8	54
<b>BH BULL50</b>	MegaFlow Bull Hose 2" (50 mm) ID	2-9/16	65
<b>BH BULL75</b>	MegaFlow Bull Hose 3" (76 mm) ID	3-5/8	92

**Blast Hose – Fitted**

Part Number	Description
<b>BH BULL3850FCF</b>	MegaFlow Bull Hose 1-1/2", 50 ft, fitted with 2 x 4-Claw Crowsfoot Couplings (USA only)
<b>BH BULL3850FSP</b>	MegaFlow Bull Hose 1-1/2", 50 ft, fitted with 2 x Spud Couplings (USA only)
<b>BH BULL5050FCF</b>	MegaFlow Bull Hose 2", 50 ft, fitted with 2 x 4-Claw Crowsfoot Couplings (USA only)
<b>BH BULL5050FSP</b>	MegaFlow Bull Hose 2", 50 ft, fitted with 2 x Spud Couplings (USA only)
<b>BH BULL3820FSL</b>	MegaFlow Bull Hose 38 mm, 20 m, fitted with 2 x Surelock Couplings (AU/NZ only)
<b>BH BULL3820FSP</b>	MegaFlow Bull Hose 38 mm, 20 m, fitted with 2 x Spud Couplings (AU/NZ only)
<b>BH BULL5020FSL</b>	MegaFlow Bull Hose 50 mm, 20 m, fitted with 2 x Surelock Couplings (AU/NZ only)
<b>BH BULL5020FSP</b>	MegaFlow Bull Hose 50 mm, 20 m, fitted with 2 x Spud Couplings (AU/NZ only)

## 2-Claw Surelock Quick Connect Bull Hose Fittings



- Large bore, high flow fittings
- Rugged steel construction
- Quarter-turn, quick action connector
- Supplied with FM SL-GSK gasket fitted
- Use HF CLP-2 lock pins – not included (see page 144)
- Use large claw clamp – shown with optional FM SL50CH safety chain

Part Number	Description
<b>FM SL38HT</b>	Surelock with 1 ½" (38 mm) Hose Tail (AU/NZ only)
<b>FM SL38HC</b>	1 ½" (38 mm) Claw Clamp (AU/NZ only)
<b>FM SL38HC-CH</b>	1 ½" (38 mm) Claw Clamp with Chain (AU/NZ only)
<b>FM SL50HT</b>	Surelock with 2" (50 mm) Hose Tail (AU/NZ only)
<b>FM SL50HC</b>	2" (50 mm) Claw Clamp (AU/NZ only)
<b>FM SL50HC-CH</b>	2" (50 mm) Claw Clamp with Chain (AU/NZ only)
<b>FM SL50CH</b>	Safety Chain with ¼" (6 mm) Shackles (AU/NZ only)

## 2-Claw Surelock Threaded Quick Connect Air Fittings



- Used to connect Bull hose to pot, compressor etc.
- Quarter turn, quick action connector
- Supplied with FM SL-GSK gasket fitted
- Use HF CLP-2 lock pins – not included (see page 144)
- Male or female BSP thread

Part Number	Description
<b>FM SL38TM</b>	Surelock with 1 ½" (38 mm) BSP Male Thread (AU/NZ only)
<b>FM SL38TF</b>	Surelock with 1 ½" (38 mm) BSP Female Thread (AU/NZ only)
<b>FM SL50TM</b>	Surelock with 2" (50 mm) BSP Male Thread (AU/NZ only)
<b>FM SL50TF</b>	Surelock with 2" (50 mm) BSP Female Thread (AU/NZ only)

## Surelock Gaskets and Lock Pins



- Gaskets supplied in packs of 10
- Gasket 1 7/16" (36mm) ID bore
- Coupling lock pins supplied in packs of 25

Part Number	Description
<b>FM SLGSKP</b>	Surelock Coupling Gaskets (Pack 10) (all rubber gasket) (AU/NZ only)
<b>HF CLP-2</b>	Coupling Lock Pins – Thick Type (Pack 25) ('D' clip) (AU/NZ only)

### 4-Claw Crowsfoot Quick Connect Bull Hose Fittings



- Large bore, high flow fittings
- Rugged steel construction
- Supplied with FM CFG gasket fitted
- Use HF CLP-2 lock pins – not included (see below)
- Use large claw clamps
- Rated 150 psi

Part Number	Description	Torque Nuts To
<b>FM CF38HT</b>	4-Claw Crowsfoot with 1 1/2" (38 mm) Hosetail	-
<b>FM BBU22</b>	1 1/2" (38mm) Claw Clamp with 2 Gripping Fingers – suits Hose OD 1 5/8" (46 mm) to 2" (50 mm)	40
<b>FM CF50HT</b>	4-Claw Crowsfoot with 2" (50 mm) Hosetail	-
<b>FM BBU29</b>	2" (50mm) Claw Clamp with 2 Gripping Fingers – suits Hose OD 2 1/2" (63 mm) to 2 3/4" (70 mm)	60
<b>FM B275</b>	2" (50mm) Claw Clamp with 4 Gripping Fingers – suits Hose OD 2 1/2" (63mm) to 2 3/4" (70 mm)	40

4

### 4-Claw Crowsfoot Threaded Quick Connect Air Fittings



- Used to connect Bull hose to pot, compressor, etc
- Rated 150 psi
- Supplied with FM CFG gasket fitted
- Use HF CLP-2 Lock Pins – not included (see page 144)

Part Number	Description
<b>FM CF38TF</b>	4-Claw Crowsfoot with 1 1/2" (38 mm) NPT Female Thread
<b>FM CF50TF</b>	4-Claw Crowsfoot with 2" (50 mm) NPT Female Thread

### Crowsfoot Gasket and Lock Pins



- Crowsfoot gaskets supplied in packs of 10
- Crowsfoot gasket has 1 1/2" (38mm) ID bore
- Coupling lock pins supplied in packs of 25

Part Number	Description
<b>FM CFGP</b>	4-Claw Crowsfoot Coupling Gaskets (Pack 10)
<b>HF CLP2</b>	HF CLP-2 Coupling Lock Pins – Thick Type (Pack 25) ('D' clip)

Screw Type 'Spud' Bull Hose Fittings

BMS Type



- Extra large bore, high flow fittings
- Rugged plated steel construction
- Screw type, coarse thread wing nut with hammer lugs – use a hammer to tighten up or disconnect
- Gasket-less, low maintenance design
- Use large claw clamp – safety chain optional

Part Number	Description
<b>BMS Type - AU/NZ - Standard</b>	

<b>FM ST50HTWN</b>	BMS 2" (50 mm) Wing Nut & Hose Tail
<b>FM SL50HC</b>	2" (50 mm) Claw Clamp
<b>FM SL50HCCH</b>	2" (50 mm) Claw Clamp with Chain <i>(not shown)</i>

Ground Joint Type



<b>Ground Joint Type - US - Standard</b>	
<b>FM BGB21B17</b>	1 1/2" (38 mm) Ground Joint – Wing Nut & Hose Tail Assembly
<b>FM BGB26B27</b>	2" (50 mm) Ground Joint – Wing Nut & Hose Tail Assembly
<b>FM BGB36B37</b>	3" (75 mm) Ground Joint – Wing Nut & Hose Tail Assembly
<b>FM BBU22</b>	1 1/2" (38 mm) Claw Clamp with 2 Gripping Fingers – suits Hose OD 1 5/8" (46 mm) to 2" (51 mm)
<b>FM BBU29</b>	2" (50 mm) Claw Clamp with 2 Gripping Fingers – suits Hose OD 2 1/2" (63 mm) to 2 3/4" (70 mm)
<b>FM BBU35</b>	3" (75 mm) Claw Clamp with 4 Gripping Fingers – suits Hose OD 3 1/2" (89 mm) to 3 15/16" (100 mm)

Screw Type 'Spud' Threaded Fittings

BMS Spud Fittings



**Double Spud**

- Used to connect two Bull hoses together
- Coarse male thread both ends

**Female Spud**

- Used to connect Bull hose to blast machine, air drier, compressor, etc.
- Coarse male thread one end and BSP or NPT female thread the other end

**Male Spud**

- Used to connect Bull hose to blast machine, air drier, compressor, etc
- Coarse male thread one end and BSP or NPT male thread the other end

Note: Ground joint fittings have an integral polymer seal. They do not interchange with the 'BMS' type fittings.

**Other sizes available** - ask BlastOne for specifics

Ground Joint Spud Fittings



Part Number	Description
<b>BMS Type - AU/NZ - Standard</b>	

<b>FM ST50DS</b>	BMS 2" (50 mm) Double Spud Fitting
<b>FM ST50MS</b>	BMS 2" (50 mm) Male Spud Fitting
<b>FM ST50FS</b>	BMS 2" (50 mm) Female Spud Fitting

<b>Ground Joint Type - US - Standard</b>	
<b>FM BGD50</b>	2" (50 mm) Ground Joint Double Spud Fitting
<b>FM BGM50</b>	2" (50 mm) Ground Joint Male Spud Fitting
<b>FM BGB50</b>	2" (50 mm) Ground Joint Female Spud Fitting

4

## Quick Connect 2-Lug Air Supply Couplings

### A-Type

### Chicago Type



- Rugged steel construction
- Quarter-turn quick action connector
- 3/4" (20 mm) ID bore gaskets
- Supplied with gasket fitted
- Use HF CLP-1, or HF CLP-2 lock pin – not included (see page 144)
- Available with hose tail, male threads, or female threads

A-Type Part Number	Chicago Type Part Number	Description
<b>FM AT13HT</b>	<b>FM AKML</b>	Quick Connector Coupling with 1/2" (12.5 mm) Hose Tail
<b>FM AT19HT</b>	<b>FM AKM6</b>	Quick Connector Coupling with 3/4" (19 mm) Hose Tail
<b>FM AT25HT</b>	<b>FM AKM11</b>	Quick Connector Coupling with 1" (25 mm) Hose Tail
<b>FM AT32HT</b>		Quick Connector Coupling with 1 1/4" (32 mm) Hose Tail
<b>FM AT13TM</b>	<b>FM AKM2A</b>	Quick Connector Coupling with 1/2" (12.5 mm) Male Thread
<b>FM AT19TM</b>	<b>FM AKM7A</b>	Quick Connector Coupling with 3/4" (19 mm) Male Thread
<b>FM AT25TM</b>	<b>FM AKM12A</b>	Quick Connector Coupling with 1" (25 mm) Male Thread
<b>FM AT32TM</b>		Quick Connector Coupling with 1 1/4" (32 mm) Male Thread
<b>FM AT13TF</b>	<b>FM AKM3A</b>	Quick Connector Coupling with 1/2" (12.5 mm) Female Thread
<b>FM AT19TF</b>	<b>FM AKM8A</b>	Quick Connector Coupling with 3/4" (19 mm) Female Thread
<b>FM AT25TF</b>	<b>FM AKM13A</b>	Quick Connector Coupling with 1" (25 mm) Female Thread
<b>FM ATGSK-P</b>	<b>FM AKGSK-P</b>	Quick Connector Coupling Gasket (Pack 10)
	<b>FM AK3WAY</b>	3-Way Splitter for air hose



### BLASTING PRODUCTIVITY TIP – AIR COUPLING SELECTION

Only use smaller 2-lug couplings for nozzles up to 1/4" orifice (100 cfm) maximum. Nozzle sizes 3/8" orifice and larger, require bull hose and large bore couplings to maintain productive blasting without excessive pressure loss.

## Double Bolt Clamps for Quick Connect 2-Lug Couplings



- Two bolt, split collar clamp
- Strong metal construction
- Safety claw engages into collar on hose end coupling as shown in picture
- Please contact BlastOne for details of other sizes

Part Number	Description
<b>FM CDSLK29</b>	Double Bolt Claw Clamp for AHR-12 Air Hose
<b>FM CDSLK34</b>	Double Bolt Claw Clamp for AHR-19 Air Hose
<b>FM CDSLK40</b>	Double Bolt Claw Clamp for AHR-25 Air Hose
<b>FM CDSLK49</b>	Double Bolt Claw Clamp for AHR-32 Air Hose
<b>FM CDSLK60</b>	Double Bolt Claw Clamp for AHR-38 Air Hose
<b>FM CD32</b>	Double Bolt w/o Claws for AHR-3/4" Air Hose
<b>FM CD40</b>	Double Bolt w/o Claws for AHR-1" Air Hose
<b>HF CLYD</b>	Lanyard for Safety Clip

Rubber Air Hose



- Medium flow, heavy duty, air supply hose
- 200 psi rated
- Certified Coupled Hose Assemblies are available – **speak to BlastOne**
- Supplied as a bare hose coil - specify length

Part Number	Description
AH R5	Rubber Air Hose 3/16" (5mm) I.D. 200PSI working pressure
AH R6	Rubber Air Hose 1/4" (6mm) I.D. 200PSI working pressure
AH R8	Rubber Air Hose 5/16" (8mm) I.D. 200PSI working pressure
AH R10	Rubber Air Hose 3/8" (10mm) I.D. 200PSI working pressure
AH R12	Rubber Air Hose 1/2" (12.5mm) I.D. 200PSI working pressure
AH R19	Rubber Air Hose 3/4" (19mm) I.D. 200PSI working pressure
AH R25	Rubber Air Hose 1" (25mm) I.D. 200PSI working pressure
AH R32	Rubber Air Hose 1-1/4" (32mm) I.D. 200PSI working pressure
AH R38	Rubber Air Hose 1-1/2" (38mm) I.D. 200 PSI WP



HEAVY DUTY - AU/NZ ONLY



MEDIUM DUTY - USA ONLY

Fitted Lengths

Part Number	Description
AH R1950FQ	Rubber Air Hose 3/4" Fitted 'Chicago' type couplings - 50 foot (USA Only)
AH R2550FQ	Rubber Air Hose 1" Fitted 'Chicago' type couplings - 50 foot (USA Only)
AH R1920FA	Rubber Air Hose 3/4" Fitted 'A' type couplings - 20 meters (AU/NZ Only)
AH R2520FA	Rubber Air Hose 1" Fitted 'A' type couplings - 20 meters (AU/NZ Only)

Premium Duty Rubber Air and Water Hose



- Premium duty industrial air and water supply hose
- Temperature range of 0°F to +200°F (-20°C to +95°C)
- 250 psi rated (17.2 bar)
- Supplied as bare hose – specify required length
- Oil mist resistant tube and cover

Part Number	Description
AH ORT10	Premium Air/Water Hose – 3/8" (10 mm) ID
AH ORT13	Premium Air/Water Hose – 1/2" (13 mm) ID
AH ORT16	Premium Air/Water Hose – 5/8" (16 mm) ID
AH ORT19	Premium Air/Water Hose – 3/4" (19 mm) ID
AH ORT25	Premium Air/Water Hose – 1" (25 mm) ID
AH ORT32	Premium Air/Water Hose – 1 1/4" (32 mm) ID
AH ORT38	Premium Air/Water Hose – 1 1/2" (38 mm) ID

## General Purpose Air Hose



- General purpose, rubber hose
- Not approved for breathing air use
- 150 psi rated
- Use with small hose fittings (see page 155) or quick connects (see page 152) – not included, order separately

Note: available in 50 ft or 20 m coils, or specify required length

Part Number	Description
AH SF6/ __	BlueFlex Air Hose ¼" (6 mm) ID
AH SF8/ __	BlueFlex Air Hose ⅜" (8 mm) ID
AH SF10/ __	BlueFlex Air Hose ½" (10 mm) ID
AH SF12/ __	BlueFlex Air Hose ⅝" (12.5 mm) ID

4

## BlastOne Breathing Air Hose



- Non-toxic liner for breathing air use
- Complies with all international and NIOSH Standards
- Tough yellow wrap jacket with crisp external markings
- ⅜" (10 mm) ID bore
- Use with threaded nut & tail fittings or approved safety double-action breathing airline quick connects
- Rated up to 350 psi working pressure
- Standard supplied lengths are 50 ft, 20 m and bulk 100 ft (30 m) coils
- Do not use ordinary Ryco, Nitto style quick connects



Part Number	Description
AH B10	Breathing Air Hose – specify required length
AH B10/20F	Breathing Air Hose with Nut & Tail connectors
AH B10/20FQ	Breathing Air Hose with Safety Quick connects

## Manufacturers Breathing Air Hose



- Certified genuine RPB and Bullard breathing air hose
- The original manufacturer's genuine breathing hose is required to replicate the respirator assembly that has NIOSH approval
- ⅜" ID bore
- Rated up to 350 psi working pressure
- Supplied in lengths of 25ft or 50 ft or 100 ft
- Comes fitted with approved fittings



Part Number	Description
AH B10/25FQ RPB	RPB Breathing Air Hose with Safety Quick Connects – 25 ft Coil
AH B10/50FQ RPB	RPB Breathing Air Hose with Safety Quick Connects – 50 ft Coil
AH B10/100FQ RPB	RPB Breathing Air Hose with Safety Quick Connects – 100 ft Coil
AH B10/25FQ BLD	Bullard Breathing Air Hose with Safety Quick Connects – 25 ft Coil
AH B10/50FQ BLD	Bullard Breathing Air Hose with Safety Quick Connects – 50 ft Coil
AH B10/100FQ BLD	Bullard Breathing Air Hose with Safety Quick Connects – 100 ft Coil



## Industrial Interchange Quick Connect Air Fittings

- DO NOT use for breathing air – refer to page 224 for approved safety breathing air quick connects
- Industrial Interchange fittings are 300 psi rated
- Most commonly used in the USA



### Adapter with Female Thread

Part Number	Description
<b>FB QIA02</b>	Industrial Interchange Adapter with 1/8" NPT Female Thread
<b>FB QIA04</b>	Industrial Interchange Adapter with 1/4" NPT Female Thread
<b>FB QIA06</b>	Industrial Interchange Adapter with 3/8" NPT Female Thread



### Coupling with Male Thread

Part Number	Description
<b>FB QIB04</b>	Industrial Interchange Coupling with 1/4" NPT Male Thread
<b>FB QIB06</b>	Industrial Interchange Coupling with 3/8" NPT Male Thread



### Coupling with Hose Tail

Part Number	Description
<b>FB QIC04</b>	Industrial Interchange Coupling with 1/4" Hose Tail
<b>FB QIC06</b>	Industrial Interchange Coupling with 3/8" Hose Tail



### Coupling with Female Thread

Part Number	Description
<b>FB QID04</b>	Industrial Interchange Coupling with 1/4" NPT Female Thread
<b>FB QID06</b>	Industrial Interchange Coupling with 3/8" NPT Female Thread



### Adapter with Hose Tail

Part Number	Description
<b>FB QIE04</b>	Industrial Interchange Adapter with 1/4" Hose Tail
<b>FB QIE06</b>	Industrial Interchange Adapter with 3/8" Hose Tail



### Adapter with Male Thread

Part Number	Description
<b>FB QIF02</b>	Industrial Interchange Adapter with 1/8" NPT Male Thread
<b>FB QIF04</b>	Industrial Interchange Adapter with 1/4" NPT Male Thread
<b>FB QIF06</b>	Industrial Interchange Adapter with 3/8" NPT Male Thread

## Nitto Quick Connect Air Fittings

- DO NOT use for breathing air – refer to page 224 for approved safety breathing air quick connects
- Nitto fittings are 150 psi rated



### Adapter with Female Thread

Part Number	Description
<b>FB QNA04</b>	Nitto Adapter with 1/4" BSP Female Thread
<b>FB QNA06</b>	Nitto Adapter with 3/8" BSP Female Thread



### Coupling with Male Thread

Part Number	Description
<b>FB QNB04</b>	Nitto Coupling with 1/4" BSP Male Thread
<b>FB QNB06</b>	Nitto Coupling with 3/8" BSP Male Thread



### Coupling with Hose Tail

Part Number	Description
<b>FB QNC04</b>	Nitto Coupling with 1/4" Hose Tail
<b>FB QNC08</b>	Nitto Coupling with 1/2" Hose Tail



### Coupling with Female Thread

Part Number	Description
<b>FB QND04</b>	Nitto Coupling with 1/4" BSP Female Thread



### Adapter with Hose Tail

Part Number	Description
<b>FB QNE04</b>	Nitto Adapter with 1/4" Hose Tail
<b>FB QNE06</b>	Nitto Adapter with 3/8" Hose Tail
<b>FB QNE08</b>	Nitto Adapter with 1/2" Hose Tail



### Adapter with Male Thread

Part Number	Description
<b>FB QNF04</b>	Nitto Adapter with 1/4" BSP Male Thread
<b>FB QNF06</b>	Nitto Adapter with 3/8" BSP Male Thread

4

Ryco Quick Connect Air Fittings

- DO NOT use for breathing air – refer to page 224 for approved safety breathing air quick connects
- Ryco fittings are 300 psi rated
- Most commonly used in Australia and New Zealand



Adapter with Female Thread

Part Number	Description
<b>FB QRA02</b>	Ryco Adapter with 1/8" BSP Female Thread
<b>FB QRA04</b>	Ryco Adapter with 1/4" BSP Female Thread
<b>FB QRA06</b>	Ryco Adapter with 3/8" BSP Female Thread

Coupling with Male Thread

Part Number	Description
<b>FB QRB02</b>	Ryco Coupling with 1/8" NPT Male Thread
<b>FB QRB06</b>	Ryco Coupling with 3/8" BSP Male Thread

Coupling with Hose Tail

Part Number	Description
<b>FB QRC04</b>	Ryco Coupling with 1/4" Hose Tail
<b>FB QRC05</b>	Ryco Coupling with 5/16" Hose Tail
<b>FB QRC06</b>	Ryco Coupling with 3/8" Hose Tail

Coupling with Female Thread

Part Number	Description
<b>FB QRD02</b>	Ryco Coupling with 1/8" NPT Female Thread
<b>FB QRD04</b>	Ryco Coupling with 1/4" BSP Female Thread
<b>FB QRD06</b>	Ryco Coupling with 3/8" BSP Female Thread

Adapter with Hose Tail

Part Number	Description
<b>FB QRE04</b>	Ryco Adapter with 1/4" Hose Tail
<b>FB QRE06</b>	Ryco Adapter with 3/8" Hose Tail

Adapter with Male Thread

Part Number	Description
<b>FB QRF02</b>	Ryco Adapter with 1/8" BSP Male Thread
<b>FB QRF04</b>	Ryco Adapter with 1/4" BSP Male Thread
<b>FB QRF06</b>	Ryco Adapter with 3/8" BSP Male Thread

## Small Brass Air Fittings

- These general purpose connection fittings are available in sizes 1/4", 1/2", 3/4"
- Note: Some larger sizes are also available



### Brass Nipple Hex

Part Number	Description
<b>FB N02</b>	Nipple, Hex, 1/8" NPT
<b>FB N04</b>	Nipple, Hex, 1/4" NPT
<b>FB N06</b>	Nipple, Hex, 3/8" NPT
<b>FB N08</b>	Nipple, Hex, 1/2" NPT
<b>FB N12</b>	Nipple, Hex, 3/4" NPT



### Brass Nipple Hex Reducing

Part Number	Description
<b>FB NR0402</b>	Nipple, Hex Reducing, 1/4" NPT x 1/8" NPT
<b>FB NR0604</b>	Nipple, Hex Reducing, 1/4" NPT x 3/8" NPT
<b>FB NR0602</b>	Nipple, Hex Reducing, 3/8" x 1/8" BSP
<b>FB NR0604</b>	Nipple, Hex Reducing, 3/8" x 1/4" BSP
<b>FB NR0804</b>	Nipple, Hex Reducing, 1/4" NPT x 1/2" NPT
<b>FB NR0806</b>	Nipple, Hex Reducing, 3/8" NPT x 1/2" NPT
<b>FB NR1208</b>	Nipple, Hex Reducing, 3/4" x 1/2" BSP
<b>FB NR1204</b>	Nipple, Hex Reducing, 3/4" x 1/4" BSP
<b>FB NR1206</b>	Nipple, Hex Reducing, 3/4" x 3/8" BSP



### Brass Hoesetail

Part Number	Description
<b>FB TT0304</b>	Hoesetail, 3/8" x 1/4" BSPM
<b>FB TT0302</b>	Hoesetail, 3/8" x 1/8" BSPM



### Brass Hoesetail Push Lock

Part Number	Description
<b>FB PLE0404</b>	1/4" Hoesetail Push Lock Brass Elbow, 1/4" NPT Male
<b>FB PLE0402</b>	1/4" Hoesetail Push Lock Brass Elbow, 1/8" NPT Male
<b>FB PLTT0404</b>	1/4" Hoesetail Push Lock Brass Fitting, 1/4" NPT Male
<b>FB PLTN0404</b>	1/4" Hoesetail Push Lock Brass Fitting, 1/4" NPT Swivel Female
<b>FB PLTT0402</b>	1/4" Hoesetail Push Lock Brass Fitting, 1/8" NPT Male
<b>FB PLTN0402</b>	1/4" Hoesetail Push Lock Brass Fitting, 1/8" NPT Swivel Female
<b>FB PLHJ04</b>	1/4" Push Lock Hose Joiner



### Brass Hose Joiner

Part Number	Description
FB HJ03	Hose Joiner, 3/8"

### Brass Bush

Part Number	Description
FB B0402	Bush, Hex Reducing 1/4" x 1/8"
FB B0602	Bush, Hex Reducing 3/8" x 1/8"
FB B0604	Bush, Hex Reducing 3/8" x 1/4"
FB B0804	Bush, Hex Reducing 1/2" x 1/4"
FB B0802	Bush, Hex Reducing 1/2" x 1/8"
FB B0806	Bush, Hex Reducing 1/2" x 3/8"
FB B1208	Bush, Hex Reducing 3/4" x 1/2"
FB B1204	Bush, Hex Reducing 3/4" x 1/4"
FB B1202	Bush, Hex Reducing 3/4" x 1/8"
FB B1206	Bush, Hex Reducing 3/4" x 3/8"

### Brass Nut and Tail

Part Number	Description
FB TN0304	Nut & Tail, 3/8" Tail x 1/4" BSPF
FB TN0302	Nut & Tail, 3/8" Tail x 1/8" BSPF
FB TN0604	Nut & Tail, 3/8" Tail x 1/4" BSPF
FB TN0606	Nut & Tail, 3/8" Tail x 3/8" BSPF

### Brass Socket

Part Number	Description
FB S08	Socket, Hex, 1/2"
FB S04	Socket, Hex, 1/4"
FB S02	Socket, Hex, 1/8"
FB S12	Socket, Hex, 3/4"
FB S06	Socket, Hex, 3/8"

### Brass Tee

Part Number	Description
FB T04	Tee, 1/4" F x 1/4" F x 1/4" F
FB T06	Tee, 3/8" F x 3/8" F x 3/8" F
FB T08	Tee, 1/2" F x 1/2" F x 1/2" F

## Large Black Steel Air Fittings

- Heavy duty connection fittings
- 250 psi rated
- Use for abrasion wear resistance – e.g. exhaust blowdown connections
- Available in sizes listed below



### Steel Socket

Part Number	Description
<b>FP SS020</b>	Black Steel Socket 3/4"
<b>FP SS025</b>	Black Steel Socket 1"
<b>FP SS032</b>	Black Steel Socket 1-1/4"
<b>FP SS040</b>	Black Steel Socket 1-1/2"
<b>FP SS050</b>	Black Steel Socket 2"
<b>FP SS065</b>	Black Steel Socket 2-1/2"
<b>FP SS080</b>	Black Steel Socket 3"



### Steel Elbow

Part Number	Description
<b>FP SE25</b>	Black Steel Elbow 1" FF
<b>FP SE80</b>	Black Steel Elbow 3" FF



### Steel Nipple

Part Number	Description
<b>FP SN25</b>	Black Steel Nipple 1"
<b>FP SN32</b>	Black Steel Nipple 1-1/4"
<b>FP SN40</b>	Black Steel Nipple 1-1/2"
<b>FP SN50</b>	Black Steel Nipple 2"
<b>FP SN65</b>	Black Steel Nipple 2-1/2"
<b>FP SN80</b>	Black Steel Nipple 3"



### Steel Tee

Part Number	Description
<b>FP ST25</b>	Black Steel Tee 1"
<b>FP ST32</b>	Black Steel Tee 1-1/4"
<b>FP ST40</b>	Black Steel Tee 1-1/2"
<b>FP ST50</b>	Black Steel Tee 2"

4

## BLAST NOZZLES, COUPLINGS, HOSES



### Steel Reducing Bush

Part Number	Description
<b>FP SBR32x25</b>	Black Steel Reducing Bush 1-1/4" x 1"
<b>FP SBR40x32</b>	Black Steel Reducing Bush 1-1/2" x 1-1/4"

### Steel Plug

Part Number	Description
<b>FP SP20</b>	Black Steel Plug 3/4"
<b>FP SP25</b>	Black Steel Plug 1"
<b>FP SP32</b>	Black Steel Plug 1-1/4"

## Large Galvanized Malleable Iron Air Fittings



- General purpose air connection fittings
- Available in sizes listed below
- 150 psi rated

### Iron Nipple

Part Number	Description
<b>FP GN15</b>	Gal. Mal. Nipple 1/2"
<b>FP GN20</b>	Gal. Mal. Nipple 3/4"
<b>FP GN25</b>	Gal. Mal. Nipple 1"
<b>FP GN32</b>	Gal. Mal. Nipple 1-1/4"
<b>FP GN40</b>	Gal. Mal. Nipple 1-1/2"
<b>FP GN50</b>	Gal. Mal. Nipple 2"
<b>FP GN65</b>	Gal. Mal. Nipple 2-1/2"
<b>FP GN80</b>	Gal. Mal. Nipple 3"
<b>FP GNR2010</b>	Gal. Mal. Nipple 3/4" x 3/8"
<b>FP GNR2520</b>	Gal. Mal. Nipple 1" x 3/4"
<b>FP GNR3220</b>	Gal. Mal. Nipple 1-1/4" x 3/4"
<b>FP GNR3225</b>	Gal. Mal. Nipple 1-1/4" x 1"
<b>FP GNR4020</b>	Gal. Mal. Nipple 1-1/2" x 3/4"
<b>FP GNR4025</b>	Gal. Mal. Nipple 1-1/2" x 1"
<b>FP GNR4032</b>	Gal. Mal. Nipple 1-1/2" x 1-1/4"
<b>FP GNR5025</b>	Gal. Mal. Nipple 2" x 1"
<b>FP GNR5032</b>	Gal. Mal. Nipple 2" x 1-1/4"
<b>FP GNR5040</b>	Gal. Mal. Nipple 2" x 1-1/2"
<b>FP GNR6550</b>	Gal. Mal. Nipple 2-1/2" x 2"
<b>FP GNR8050</b>	Gal. Mal. Nipple 3" x 2"
<b>FP GNR8065</b>	Gal. Mal. Nipple 3" x 2-1/2"



Iron Pipe Piece	
Part Number	Description
FP GPP10x0150	Gal. Mal. Pipe Piece 3/8" x 6" (150 mm)
FP GPP15x0050	Gal. Mal. Pipe Piece 1/2" x 2" (50 mm)
FP GPP15x0100	Gal. Mal. Pipe Piece 1/2" x 4" (100 mm)
FP GPP15x0200	Gal. Mal. Pipe Piece 1/2" x 8" (200 mm)
FP GPP25x0075	Gal. Mal. Pipe Piece 1" x 3" (75 mm)
FP GPP25x0100	Gal. Mal. Pipe Piece 1" x 4" (100 mm)
FP GPP25x0150	Gal. Mal. Pipe Piece 1" x 6" (150 mm)
FP GPP25x0250	Gal. Mal. Pipe Piece 1" x 10" (250 mm)
FP GPP25x0300	Gal. Mal. Pipe Piece 1" x 12" (300 mm)
FP GPP32x0050	Gal. Mal. Pipe Piece 1-1/4" x 2" (50 mm)
FP GPP32x0075	Gal. Mal. Pipe Piece 1-1/4" x 3" (75 mm)
FP GPP32x0100	Gal. Mal. Pipe Piece 1-1/4" x 4" (100 mm)
FP GPP32x0250	Gal. Mal. Pipe Piece 1-1/4" x 10" (250 mm)
FP GPP32x0300	Gal. Mal. Pipe Piece 1-1/4" x 12" (300 mm)
FP GPP32x0400	Gal. Mal. Pipe Piece 1-1/4" x 16" (400 mm)
FP GPP40x0075	Gal. Mal. Pipe Piece 1-1/2" x 3" (75 mm)
FP GPP40x0300	Gal. Mal. Pipe Piece 1-1/2" x 12" (300 mm)
FP GPP50x0075	Gal. Mal. Pipe Piece 2" x 3" (75 mm)
FP GPP50x0100	Gal. Mal. Pipe Piece 2" x 4" (100 mm)
FP GPP50x0400	Gal. Mal. Pipe Piece 2" x 16" (400 mm)
FP GPP80x0100	Gal. Mal. Pipe Piece 3" x 4" (100 mm)



Iron Plug	
Part Number	Description
FP GP15	Gal. Mal. Plug 1/2"
FP GP20	Gal. Mal. Plug 3/4"
FP GP25	Gal. Mal. Plug 1"
FP GP32	Gal. Mal. Plug 1-1/4"
FP GP40	Gal. Mal. Plug 1-1/2"
FP GP50	Gal. Mal. Plug 2"
FP GP65	Gal. Mal. Plug 2-1/2"
FP GP80	Gal. Mal. Plug 3"





### Iron Elbow

Part Number	Description
FP GE32	Gal. Mal. Elbow 1-1/4" MF
FP GE40	Gal. Mal. Elbow 1-1/2" MF
FP GE65	Gal. Mal. Elbow 2-1/2" MF
FP GE80	Gal. Mal. Elbow 3" MF
FP GEFF20	Gal. Mal. Elbow 3/4" FF
FP GEFF25	Gal. Mal. Elbow 1" FF
FP GEFF32	Gal. Mal. Elbow 1 1/4" FF
FP GEFF40	Gal. Mal. Elbow 1 1/2" FF
FP GEFF50	Gal. Mal. Elbow 2" FF

### Iron Reducing Bush

Part Number	Description
FP GB2002	Gal. Mal. Reducing Bush 3/4" x 1/8"
FP GB2508	Gal. Mal. Reducing Bush 1" x 1/4"
FP GB2512	Gal. Mal. Reducing Bush 1" x 1/2"
FP GB2520	Gal. Mal. Reducing Bush 1" x 3/4"
FP GB3212	Gal. Mal. Reducing Bush 1-1/4" x 1/2"
FP GB3225	Gal. Mal. Reducing Bush 1-1/4" x 1"
FP GB4025	Gal. Mal. Reducing Bush 1-1/2" x 1"
FP GB4032	Gal. Mal. Reducing Bush 1-1/2" x 1-1/4"
FP GB5025	Gal. Mal. Reducing Bush 2" x 1"
FP GB5032	Gal. Mal. Reducing Bush 2" x 1-1/4"
FP GB5040	Gal. Mal. Reducing Bush 2" x 1-1/2"
FP GB6550	Gal. Mal. Reducing Bush 2-1/2" x 2"
FP GB8025	Gal. Mal. Reducing Bush 3" x 1"
FP GB8050	Gal. Mal. Reducing Bush 3" x 2"
FP GB8065	Gal. Mal. Reducing Bush 3" x 2-1/2"

### Iron Tee

Part Number	Description
FP GT20	Gal. Mal. Tee 3/4"
FP GT25	Gal. Mal. Tee 1"
FP GT32	Gal. Mal. Tee 1-1/4"
FP GT40	Gal. Mal. Tee 1-1/2"
FP GT50	Gal. Mal. Tee 2"
FP GT65	Gal. Mal. Tee 2-1/2"
FP GT80	Gal. Mal. Tee 3"



Iron Socket	
Part Number	Description
<b>FPGS20</b>	Gal. Mal. Socket ¾"
<b>FPGS25</b>	Gal. Mal. Socket 1"
<b>FPGS32</b>	Gal. Mal. Socket 1-¼"
<b>FPGS40</b>	Gal. Mal. Socket 1-½"
<b>FPGS50</b>	Gal. Mal. Socket 2"
<b>FPGS65</b>	Gal. Mal. Socket 2-½"
<b>FPGS80</b>	Gal. Mal. Socket 3"

4

### Small Connector Hose Clamps



Worm Drive Hose Clamp	
<ul style="list-style-type: none"> <li>• Plated steel construction</li> <li>• Select appropriate size clamp to suit</li> </ul>	
Part Number	Description
<b>FH CW04</b>	Hose Clamp, Worm Drive 6-16 mm
<b>FH CW06</b>	Hose Clamp, Worm Drive 11-20 mm
<b>FH CW10</b>	Hose Clamp, Worm Drive 14-27 mm
<b>FH CW12</b>	Hose Clamp, Worm Drive 17-31 mm
<b>FH CW20</b>	Hose Clamp, Worm Drive 21-44 mm
<b>FH CW24</b>	Hose Clamp, Worm Drive 25-51 mm
<b>FH CW28</b>	Hose Clamp, Worm Drive 33-57 mm
<b>FH CW32</b>	Hose Clamp, Worm Drive 40-64 mm
<b>FH CW36</b>	Hose Clamp, Worm Drive 46-70 mm



OTK Crimp Hose Clamps	
<ul style="list-style-type: none"> <li>• For Twinline control hose use size 1113</li> <li>• For AHB-10 breathing air hose use size 1518</li> </ul>	
Part Number	Description
<b>FH C00709</b>	OTK Crimp Clamp 7-9 mm
<b>FH C00911</b>	OTK Crimp Clamp 9-11 mm
<b>FH C01113</b>	OTK Crimp Clamp 11-13 mm
<b>FH C01315</b>	OTK Crimp Clamp 13-15 mm
<b>FH C01518</b>	OTK Crimp Clamp 15-18 mm
<b>FH C01720</b>	OTK Crimp Clamp 17-20 mm
<b>FH C02023</b>	OTK Crimp Clamp 20-23 mm
<b>FH C02225</b>	OTK Crimp Clamp 22-25 mm
<b>HT CROTK</b>	OTK Crimp Tool

## Airline Filters



- General purpose airline filters
- Special purpose oil-removal filters for use as a pre-filter for a breathing airline filter, to extend cartridge life
- Combination filter/regulator units available

Part Number	Description
<b>AF MSS06M05</b>	Mini Filter with Poly Bowl 1/4" (26cfm), Manual Drain, 5 µm
<b>AF MSS10M05</b>	Filter Moisture Separator 3/8", Manual Drain, 5 µm
<b>AF MSS15M05</b>	Filter Moisture Separator 1/2", Manual Drain, 5 µm
<b>AF MSS20M05</b>	Filter Moisture Separator 3/4", Manual Drain, 5 µm
<b>AF MSS25M05</b>	Filter Moisture Separator 1", Manual Drain, 5 µm
<b>AF NF74H6GDAD0</b>	Filter 3/4", Coalescing
<b>AF MSF74H4344</b>	High Flow Coalescing Filter Element, F74
<b>AF MSC20M40</b>	Filter Moisture Separator 3/4", Manual Drain, 40 µm
<b>AF MSC25M40</b>	Filter Moisture Separator 1", Manual Drain, 40 µm
<b>AF MSC32M40</b>	Filter Moisture Separator 1-1/4", Manual Drain, 40 µm
<b>AF MSC40M40</b>	Filter Moisture Separator 1-1/2", Manual Drain, 40 µm

## Airline Pressure Regulators



- General purpose air pressure regulators
- Special purpose precision air pressure regulators
- Combination filter/regulator units available

Part Number	Description
<b>AF REG06</b>	Regulator Air Pressure Mini 1/4" (6 mm)
<b>AF REG10</b>	Regulator Air Pressure 3/8" (10 mm)
<b>AF REG15</b>	Regulator Air Pressure 1/2" (13 mm)
<b>AF REG20</b>	Regulator Air Pressure 3/4" (20 mm)
<b>AF REG25</b>	Regulator Air Pressure 1" (25 mm)
<b>AF REG32</b>	Regulator Air Pressure 1-1/4" (32 mm)
<b>AF REG40</b>	Regulator Air Pressure 1-1/2" (40 mm)
<b>AF MSRNORB73G4</b>	Combination Filter / Regulator 1/2" (13 mm)

4

## Airline Lubricators



- General purpose airline lubricators
- Used for maintaining air tools in peak working order
- DO NOT use for blasting air supply
- DO NOT use for breathing air supply

Part Number	Description
<b>AF AL06</b>	Lubricator 1/4"
<b>AF AL10</b>	Lubricator 3/8"
<b>AF AL15</b>	Lubricator 1/2"
<b>AF AL20</b>	Lubricator 3/4"
<b>AF AL25</b>	Lubricator 1"

4

## Air Distribution Manifold



- Convenient multi-outlet air manifold
- Female BSP threaded ports
- Features:
  - Two x 2" ports, unfitted
  - Four x 1" ports, unfitted
  - One x 1/4" drain port, valve fitted
- Order fittings to customise to your requirements
- Certified to ASME & AS1210 – 150 psi

Part Number	Description
<b>AF AIRPIG100</b>	Air Distribution Manifold (does not include fittings)
<b>AF AIRPIG100FSLA</b>	Air Distribution Manifold (includes 3 x 1" and 1 x 2" Outlet Ball Valves, 2 x 2" Surelock and 3 x 1" A-Type Fittings, a Mini Ball Valve and more)





**Use lockpins (or chains) and whipcheck cables on all hose connections – for your safety**

## Hose Coupling Identification Chart

Use this chart to identify the most common types of hose couplings that are available in the market today and the distances between the claws. The chart will also help you to familiarise yourself with the size ranges, pressure ratings, gasket types and more.

Coupling Type	'C' Between Claws 'T' Across Thread 'U' Under Claw	Available Size Range	Max Pressure Rating	Refer Page No
 <p>Blast Hose STD</p>	C = 2-1/4" (57 mm)	From 1 3/8" OD (30 mm) up to 2 3/8" OD (60 mm)	150 psi	141
 <p>Mega Blast Coupling</p>	C = 3-1/8" (80 mm)	From 1 7/8" OD (48 mm) up to 2 7/8" OD (73 mm)	150 psi	141
 <p>SMALL MEDIUM</p> <p>Surelock</p>	<b>Small Surelock (Non-Standard)</b> C = 1-3/4" (45 mm)	From 1/2" (13 mm) up to 1 1/4" (32 mm)	500 psi	149
	<b>Medium Surelock (Standard)</b> C = 3" (75 mm)	From 1 1/2" (38 mm) up to 2" (50 mm)	500 psi	146
 <p>Crows Foot (USA Style)</p>	C = 2 5/8" (67 mm)	From 1 1/2" (38 mm) up to 2" (50 mm)	150 psi	147
 <p>'Spud' Bull Hose Fitting</p>	T = 2 3/4" (70 mm) (across thread)	2" (50 mm) Size Only	250 psi	148
 <p>Ground Joint Bull Hose Fitting</p>	T = 1 7/8" (48 mm) (across thread)	1" (25 mm)	250 psi	148
	T = 2 3/4" (72 mm) (across thread)	2" (50 mm)	250 psi	148
 <p>'A' Type</p>	C = 41 mm U = 7/32" - 15/64" (5.4mm - 6mm)	Up to 1" (25 mm) Size	500 psi	149
 <p>Chicago Type ('B' Type)</p>	C = 41 mm U = 1/4" - 15/16" (7.5 mm - 7.9 mm)	Up to 1" (25 mm) Size	150 psi	149

**Available Size Range Color Code Legend**

	Abrasive Blasting Standard		Abrasive Blasting High Flow
	Compressed Air - Tools up to 100 cfm		High Flow Bull Hose from Compressor to Blast Pot

4



Schmidt MicroValve™ III Abrasive Metering Valve



**Note: Replaces Microvalve II**

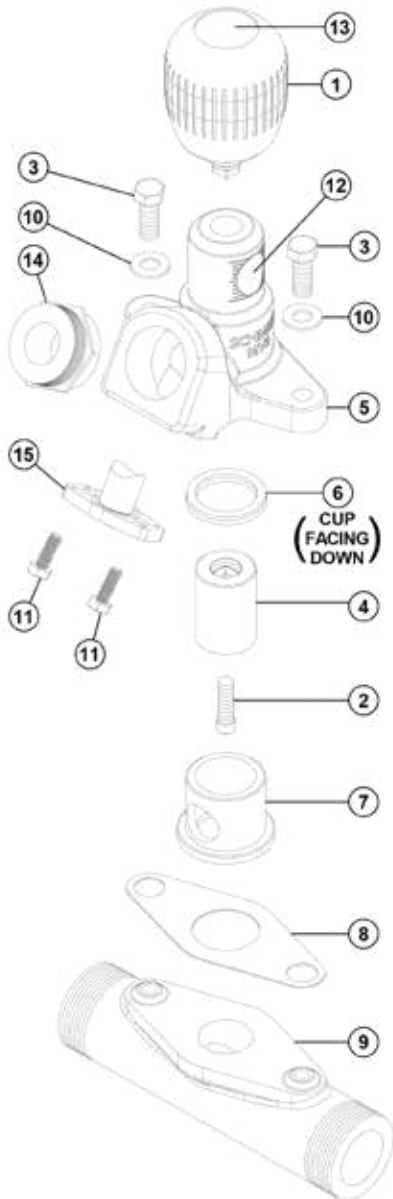
- Threaded – plunger metering design
- Rugged, compact, isolated 2-bolt construction
- 1 1/4" (32mm) thread abrasive inlet port
- High wear, rugged plunger seal
- 1 1/4" x 1 1/2" (32 mm x 38 mm) hardened steel threaded base nipple
- 1 1/2" x 1 1/2" (38 mm x 38 mm) available
- Virtual Position Indicator illustrates orifice size giving the ability to quickly and consistently set abrasive flow
- Use HF BTC-2 blast coupling – not included
- Stainless steel body
- Improved urethane clean-out port enabling quick removal of obstructions while improving port and valve life



5

Part Number	Description
GV 2128107	MicroValve III 1 1/4"
GV 2128108	MicroValve III 1 1/2"
GV 212810098	Replacement Parts Kit, Seals only (†)
GV 212810099	Replacement Parts Kit (*)

**Parts Breakdown**



No.	Part	Part Number
1	Knob	GV 212800001
2*	Socket Head Cap Screw, 5/16" x 1" Lg.	GV 7011005060
3	Hex Bolt, 3/8" x 1" Lg.	GV 701050706
4*	Plunger	GV 212700005
5	Body	GV 212800006
6*†	Plunger Seal	GV 214950006
7*†	Polyurethane Sleeve	GV 212810008
8*†	Gasket	GV 212800015
9a	Base, 1 1/4"	GV 212800710
9b	Base, 1 1/2"	GV 212800810
10	Flat Washer, 3/8"	GV 702750302
11	Hex Bolt, 1/4" x 1/2" Lg.	GV 701050304
12	Orifice Indicator Decal	
13	Knob Decal	
14	Media Inlet Nipple	GV 212800020
15	Cleanout Plug	GV 212800018

\* Included in Replacement Parts Kit  
 † Included in Replacement Parts Kit, Seals only  
 Note: Hex bolts (item 3) should be torqued to 30-35 ft.-lbs.

## Schmidt MicroValve™ Abrasive Metering Valve

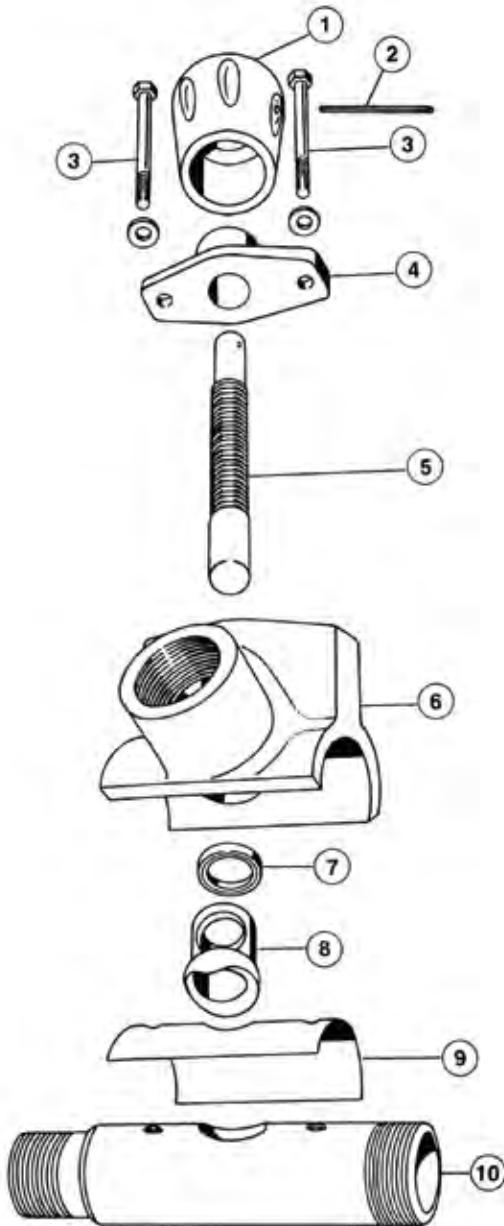


- Threaded-plunger metering design
- Rugged, compact, 2-bolt construction
- 1 1/4" (32 mm) thread abrasive inlet port
- Use HF BTC-2 blast coupling – not included
- 1 1/4" x 1 1/2" (32 mm x 38 mm) hardened steel threaded base nipple

Recommended upgrade: Microvalve III – see page 166

Part Number	Description
<b>GV 2125107</b>	MicroValve 1 1/4" x 1 1/2" (32 mm x 38 mm)
<b>GV 2125108</b>	MicroValve 1 1/2" x 1 1/2" (38 mm x 38 mm)
<b>GV 212500710</b>	Hardened Nipple 1 1/4" x 1 1/2" (32mm x 38 mm) for MicroValve
<b>GV 212510099</b>	Service Kit for MicroValve [*]
<b>GV 212800020</b>	LongLife 1 1/4" (32 mm) Pot Connector

5



### Parts Breakdown

No.	Part	Part Number
1	Knob	<b>GV 212500001</b>
2*	Roll Pin	<b>GV 212500004</b>
3	Bolt	<b>GV 701050556</b>
4	Cap	<b>GV 212500002</b>
5*	Plunger	<b>GV 212500005</b>
6	Body	<b>GV 212500006</b>
7*	Seal	<b>GV 214900006</b>
8*	Sleeve – Urethane	<b>GV 212510008</b>
9*	Gasket	<b>GV 212500009</b>
10a	Pipe Nipple, 1" female x 1 1/2" male	<b>GV 212500610</b>
10b	Pipe Nipple, 1 1/4" male x 1 1/2" male	<b>GV 212500710</b>
10c	Pipe Nipple, 1 1/2" male x 1 1/2" male	<b>GV 212500810</b>

\* Included in Service Kit



Schmidt TERA Abrasive Metering Valve

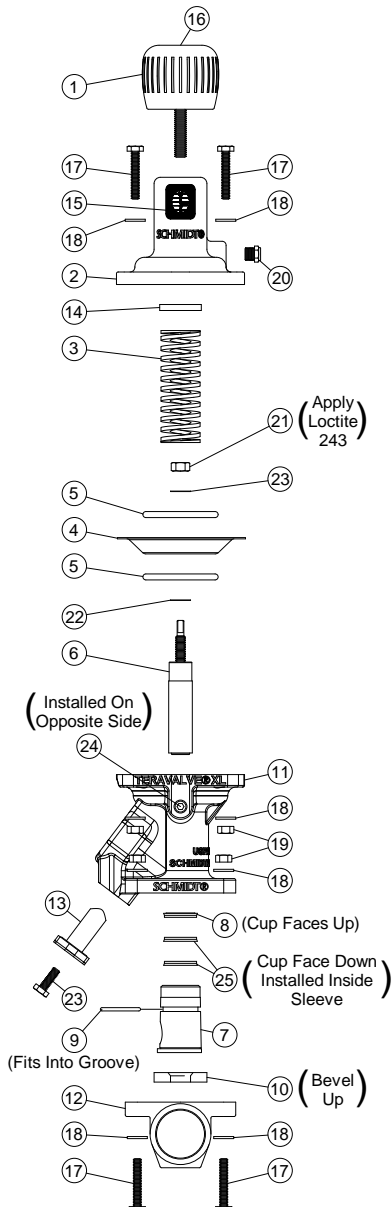


- Diaphragm-activated piston provides smoother action for improved valve life
- Rugged stainless steel body with XL technology for long service life
- 6" clearance makes it easy to convert automatic blowdown pots
- Requires minimum of 75 psi to use



Part Number	Description
GV 2130005	Teravalue XL 3/4"
GV 2130006	Teravalue XL 1"
GV 2130007	Teravalue XL 1 1/4"
GV 2130008	Teravalue XL 1 1/2"
GV 213000098	Replacement Parts Kit, Seals Only (†)
GV 213000099	Replacement Parts Kit (*)
GV 213020007	Teravalue Slotted Sleeve Option

5



Parts Breakdown

Part	Part Number
1 Knob	GV 213000001
2 Cap	GV 213000002
3* Spring	GV 213000003
4*† Diaphragm	GV 213000004
5 Diaphragm Plate	GV 213000005
6* Tungsten Carbide Plunger	GV 213000006
7* Tungsten Carbide Sleeve (Includes O-Ring & Internal Wipers)	GV 213000007
8*† Plunger Seal	GV 213000008
9*† Sleeve O-Ring	GV 213000009
10*† Seat (Color: Yellow)	GV 213000010
11 Body	GV 213000011
12a Base 3/4" x 3/4"	GV 213000512
12b Base 1" x 1 1/4"	GV 213000612
12c Base 1 1/4" x 1 1/4"	GV 213000712
12d Base 1 1/2" x 1 1/2"	GV 213000812
13 Cleanout Plug	GV 213000013
14 Vibration Disc	GV 213000015
15 Virtual Position Indicator Decal	GV 213000016
16 Knob Decal	GV 213000017
17 Hex Bolt, 1/4" UNC x 1 1/2" Lg.	GV 701050308
18 Flat Washer, 1/4" SAE	GV 702750202
19 Hex Nut, 1/4" UNC	GV 7017503
20 Breather Vent, 1/8"	GV 2014300
21 Hex Nut, 5/16" UNC	GV 7017505
22*† Gasket	GV 212300901
23 Hex Bolt, 1/4" UNC x 1/2" Lg.	GV 701050304
24 Plug, 1/8"	GV 3032100
25*† Plunger Seal (Remove O-Rings)	GV 213000008

\* Included in Replacement Parts Kit  
 † Included in Replacement Parts Kit, Seals Only

## Schmidt Thompson® II™ Abrasive Metering Valve

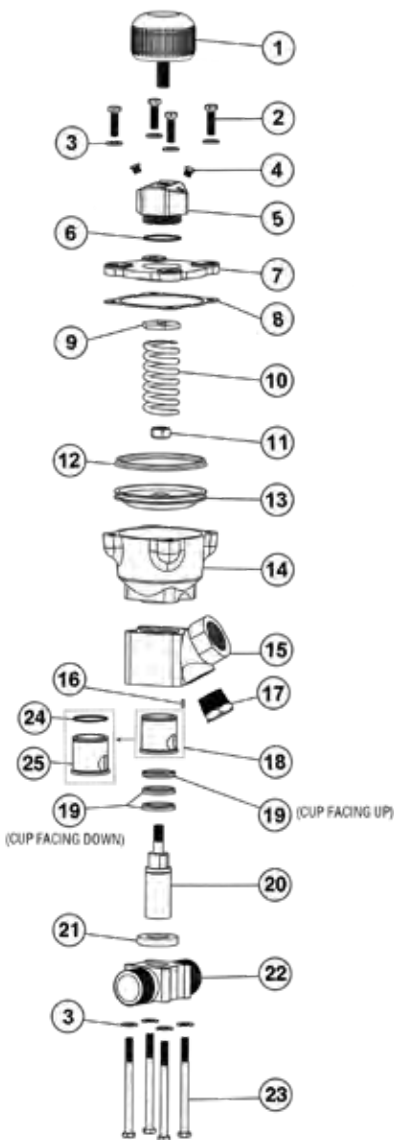


- Rugged, simple, bolted construction
- 1 1/4" (32 mm) thread abrasive inlet port
- Features 1" (25 mm) thread side-cleanout port
- Heavy duty tungsten carbide sleeve
- Specify air connection size
- Threaded-plunger metering design with air actuated operation
- Use HF BTC blast coupling – not included (order separately)
- Suitable for use with all approved blasting abrasives

Part Number	Description
<b>GV 2152007</b>	Series II Thompson Valve 1 1/4" (32 mm)
<b>GV 2152008</b>	Series II Thompson Valve 1 1/2" (38 mm)
<b>GV 215200098</b>	Replacement Seals Kit (Tungsten Carbide). Suits Tungsten Carbide Sleeve (*)
<b>GV 215210098</b>	Replacement Seals Kit (Urethane). Suits Urethane Sleeve (†)
<b>GV 215200099</b>	Service Kit for Series II Thompson Valve (**)

5

### Parts Breakdown



Part	Part Number	
1	Knob	<b>GV 215200001</b>
2	Hex Bolt, 3/8" UNC 1 1/4" Lg.	<b>GV 701050707</b>
3	Washer	<b>GV 702750302</b>
4	Breather Vent	<b>GV 215200017</b>
5	Spring Retainer	<b>GV 215200012</b>
6*†**	O-Ring	<b>GV 215200018</b>
7	Cap Plate	<b>GV 215200002</b>
8*†**	Cap Gasket	<b>GV 215200016</b>
9	Vibration Disc	<b>GV 215200025</b>
10	Spring	<b>GV 215200003</b>
11	Nut	<b>GV 214900008</b>
12*†**	Piston Seal	<b>GV 214900004</b>
13	Piston	<b>GV 215200005</b>
14	Cylinder	<b>GV 215200009</b>
15	Body	<b>GV 215200014</b>
16	Sleeve Pin	<b>GV 214900016</b>
17	Plug	<b>GV 3014806</b>
18†**	Urethane Sleeve	<b>GV 215210013</b>
19*†**	Plunger Seal, 1-facing up, 2-facing down	<b>GV 215200006</b>
20**	Tungsten Carbide Plunger	<b>GV 215200007</b>
21*	Seat (Color: Red)	<b>GV 215200010</b>
22a	Hardened Base 1" NPT	<b>GV 215200019</b>
22b	Hardened Pipe Base 1 1/4" (32 mm)	<b>GV 215200015</b>
22c	Hardened Pipe Base 1 1/2" (38 mm)	<b>GV 215200011</b>
23	Hex Bolt, 3/8" UNC 4 3/4" LG	<b>GV 701050795</b>
24*	O-Ring for Tungsten Carbide Sleeve	<b>GV 215200021</b>
25a*	Tungsten Carbide Sleeve	<b>GV 215200013</b>
25b	Tungsten Carbide Keyslot Sleeve for Very Fine medias	<b>GV 215220013</b>
25c	Multiport Sleeve Tungsten Carbide	<b>GV 215232020</b>

\* Included in Replacement Seals Kit (Tungsten Carbide)  
 † Included in Replacement Seals Kit (Urethane)  
 \*\* Included in Service Kit for Series II Thompson Valve

## Schmidt Thompson Abrasive Metering Valve

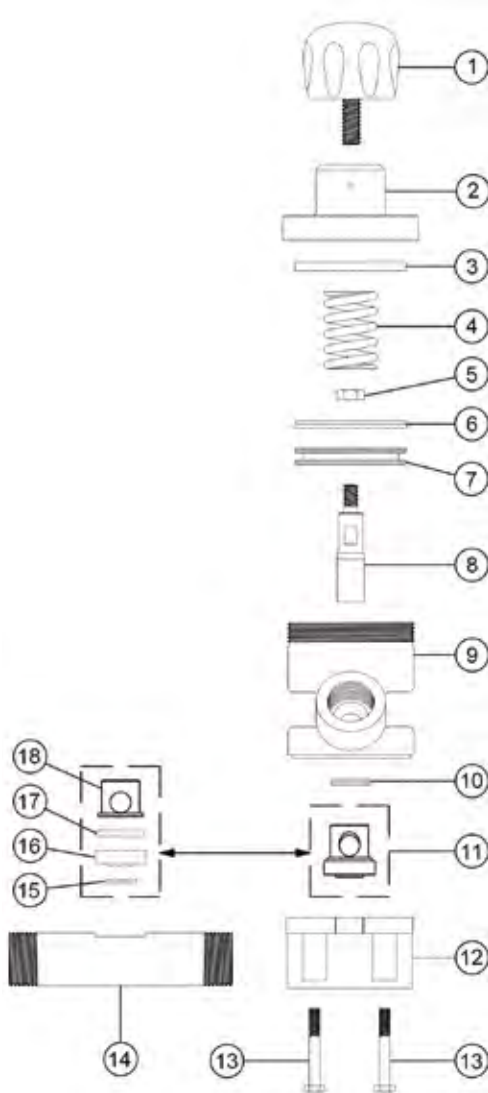


- Updated Series II model available – see previous page
- Threaded-plunger metering design with air actuated operation
- Rugged, bolted construction
- 1 1/4" (32 mm) thread abrasive inlet port
- Use HF BTC blast coupling – not included (order separately)

Recommended upgrade: Thompson II Valve - see page 169

Part Number	Description
GV 2149007	Thompson Valve 1 1/4" (32 mm) with Tungsten Carbide Sleeve
GV 2149008	Thompson Valve 1 1/2" (38 mm) with Tungsten Carbide Sleeve
GV 214910099	Repair Kit with Urethane Sleeve (*)
GV 214900099	Repair Kit with Tungsten Carbide Sleeve

5



### Parts Breakdown

No.	Part	Part Number
1	Knob	GV 214900001
2	Cap	GV 214900002
3	Bump Ring	GV 214900019
4	Spring	GV 214900003
5	Nut	GV 214900008
6*	Piston Seal	GV 214900004
7	Piston	GV 214900005
8*	Tungsten Carbide Plunger	GV 214900007
9	Cylinder	GV 214900009
10*	Plunger Seal	GV 214900006
11*	Urethane Sleeve	GV 214910013
12	Base	GV 214900011
13	Bolt	GV 701050755
14a	Pipe Nipple 1 1/2" x 8"	GV 214900815
14b	Pipe Nipple 1 1/4" x 8"	GV 214900715
15	'O' Ring	GV 214900018
16	Insert	GV 214900014
17	Seat	GV 214900010
18	Tungsten Carbide Sleeve	GV 214900013

\* Included in Repair Kit with Urethane Sleeve

## Schmidt Jumbo Thompson II Abrasive Metering Valve



- Utilizes top section of standard Series II Thompson® Valve – see above
- Full flow 2" (50 mm) hardened steel base 'T' nipple for high flow
- Very low pressure loss across valve-increases production
- Ideal for use with Tornado™ twin blaster, RotorBlast internal pipe tool, when running long lengths of blast hose, MegaBlaster bulk units, etc
- Use HF BTC5MX blast coupling (order separately)
- Large Bore Valve also available for large abrasive volume applications (GV 2152320)

Part Number	Description
<b>GV 2152009</b>	Series II Thompson Valve, Full Flow, 2" (50 mm)
<b>GV 214900915</b>	Base 'T' Nipple 2" (50 mm) for Jumbo Old Style Thompson Valve
<b>GV 215230715</b>	Thompson Valve II - Direct Down Base Only, 1 1/4"



Valve Cleanout Port Parts	
Part Number	Description
<b>FV BL025</b>	1" Ball Valve
<b>FP GEFF32</b>	1" Galvanized Elbow
<b>FP GN25</b>	1" Galvanized Pipe Nipple (2x Required)

5

## Schmidt Thompson II XL TM Abrasive Metering Valve



- Heavy duty castings with extra material in high wear areas
- Redesigned piston is recessed for added spring stability, keeping valve actuation quick and smooth
- New clean-out plug design has straight threads and face seal for an air tight seal, no teflon necessary
- Two improved seals, down from three, to reduce friction
- Advanced sleeve design with internal wiper to prevent dust migration and mechanical binds

Part Number	Description
<b>GV 2153007</b>	Thompson Valve XL Series II 1 1/4"
<b>GV 2153008</b>	Thompson Valve XL Series II 1 1/2"
<b>GV 215300098</b>	Repair Kit for Thompson Valve XL - Seals Only
<b>GV 215300099</b>	Repair Kit for Thompson Valve XL - Tungsten Carbide Sleeve

**BEWARE** of inferior quality, cheap copy imitation valves. Only genuine S-Series valves are built with the correct original tolerance specifications and quality materials, which together ensure proper performance, wear life and parts compatibility. Ask BlastOne how to identify an authentic S-Series Thompson Valve, MicroValve or ComboValve.

## Flat FSV Abrasive Metering Valve



- Not recommended for use with metallic abrasives
  - Slide-plate metering design
  - Large, bolted construction
  - 1 1/4" (32 mm) ports
  - Features side cleanout-inspection port
  - Includes outlet nipple and Y-piece
  - Optional rubber lined nipple for long life
- Recommended replacement: Microvalve III - see page 166**

Part Number	Description
<b>GV FSV1000</b>	FSV 1 1/4" (32 mm) Flat Abrasive Valve
<b>GV FSV1021</b>	FSV Heavy Duty Nipple 1 1/4" x 4" (32 mm x 100 mm) – Not Rubberized
<b>GV FSV1021R</b>	FSV Heavy Duty Nipple 1 1/4" x 4" (32 mm x 100 mm) – Rubber Lined
<b>GV FSV1022</b>	FSV Y-piece 1 1/4" (32 mm)

5

## Donut Abrasive Metering Valve



- Designed for use with coarse metallic abrasives
  - Heavy cast iron construction
  - Not recommended for use with fine abrasives
  - Use HF STC3 blast coupling – included
  - 1 1/2" NPT female thread air connection
- Recommended replacement: Microvalve III - see page 166**

Part Number	Description
<b>GV DNV100</b>	Donut Abrasive Metering Valve
<b>GV DNV104</b>	Replacement Donut

## Q-Slide Metering Valve



- Threaded-slide plate metering design
  - Large, bolted construction
  - 1 1/4" ports
  - Features side cleanout/inspection port
  - Includes outlet nipple and Y-piece
  - Optional air-actuated valve also available for pressure hold systems
- Recommended replacement: Microvalve III - see page 166**

Part Number	Description
<b>GV QSD100</b>	Q-Slide Abrasive Metering Valve
<b>GV FSV1021</b>	Heavy Duty Nipple 1 1/4" x 4" (32 mm x 100 mm) – Not Rubberized
<b>GV FSV1021R</b>	Heavy Duty Nipple 1 1/4" x 4" (32 mm x 100 mm) – Rubber Lined
<b>GV FSV1022</b>	Y-piece 1 1/4"

### Air Actuated Metering Valve



- Side-plate metering design
  - Air-actuated for use on pressure-hold systems
  - 1 ¼" (32 mm) ports
  - Very large bolted construction
  - Features side cleanout-inspection port
  - Requires outlet nipple and Y-piece – not included
- Recommended replacement: Thompson II Valve – see page 169**

Part Number	Description
GV AAC100	Air Actuated Abrasive Metering Valve

### Flex-Tube Abrasive Metering Valve



- Pinch tube metering design
  - Air actuated plunger for pressure hold systems
  - Very large, bolted construction
- Recommended replacement: Thompson II Valve – see page 169**

Part Number	Description
GV FXT100	Flex-Tube Abrasive Metering Valve
GV FXT108	Replacement Flex-Tube Pinch Tube, ¾" (19 mm) Other sizes available on request

### Miscellaneous Abrasive Metering Valves



- Please contact BlastOne for information and assistance with:
- Spare parts
  - Repair kits
  - Replacements
  - Upgrade conversions for all types of abrasive metering valves
- Recommended replacement: Microvalve III – see page 166**

Part Number	Description
GV MSV1000	Mini Sand Valve, ½" (13 mm) Ports
GV PE10201	European Steel Grit Valve
GV TMV00	Tongue Metering Valve

### Magna-Valve™ for Metering Steel Abrasive



- Ideal for precision metering of steel abrasives
- Normally closed magnetic valve
- Built-in sensor for accurate measurement of flow rate
- Typically reduces abrasive consumption by up to 30% when compared to other standard style metering valves
- 10-50 lbs/min (4.6-23 kg/min) flow range (other models available)
- Can be used for shot peening
- Used in conjunction with separate shut off valve (usually a Thompson II Valve – see page 169)

Part Number	Description
GV MV57924	Inline Blast Machine Magna Valve 1 ¼" (32 mm)
GV MVFC24	Electronic Flow Controller, 24V DC

RMS Remote Control Valves



- European style remote controls
  - 1 ¼" (32 mm) thread inlet valve
  - ¾" (19 mm) thread ported exhaust valve
  - Available as an integrated inlet/exhaust assembly (see picture on left)
  - Supplied standard as separate valves for simplified installation and ease of maintenance
  - Service Repair Kit (not pictured) includes seals, gaskets, etc. to service both the inlet and the exhaust valve
  - Optional Service Kit #2 (not pictured) also includes exhaust deflector plate and gasket
- Recommended replacement: Combo Valve - See page 175

Part Number	Description
DM RMS100E	RMS 1 ¼" (32 mm) Connected Inlet, Exhaust Valve (non standard)
DM RMS1000	RMS 1 ¼" (32 mm) Inlet Valve (does not include connection nipples)
DM RMS2000	RMS ¾" (19 mm) Exhaust Valve
DM RMS2001	RMS Exhaust Manifold
DM RMS1001	RMS Service Kit #1 (not shown)
DM RMS1002	RMS Service Kit #2 (not shown)

5

PYTHON Pinch Valve – Remote Control



- Air-activated pinch valve installs onto blast hose
  - Use with extreme care – NOT FAIL SAFE
  - Loss of activation air supply may allow valve to open and uncontrolled blasting to occur
- Recommended replacement: Thompson II Valve - see page 169

Part Number	Description
DM PYT400	PYTHON Pinch Valve – Bare
DM PYT99919	Air Pilot Valve for PYTHON Pinch Valve
DM PYT999	Service Kit for PYTHON Pinch Valve

RMC Remote Control Valves



- Differential pressure style remote controls
  - 1 ½" (38mm) thread inlet valve
  - 1" (25mm) thread abrasive trap
  - 1" (25mm) thread exhaust valve
  - Service repair kit (not pictured) includes all necessary seals, gaskets, o-rings, springs, plug washer retainer, screen etc
- Recommended replacement: Combo Valve - See page 175

Part Number	Description
DM RMC VIB	RMC 1 ½" (38 mm) Inlet Valve
DM RMC VEB	RMC 1" (25 mm) Exhaust Valve
DM RMC ATC	Cast Iron 1" Abrasive Trap
DM RMC ATCS	Replacement Screen for Abrasive Trap
DM RMC VIBK	Service Kit RMC Inlet Valve 1-1/2" (38mm)
DM RMC VEBK	Service Kit for RMC Outlet Valve

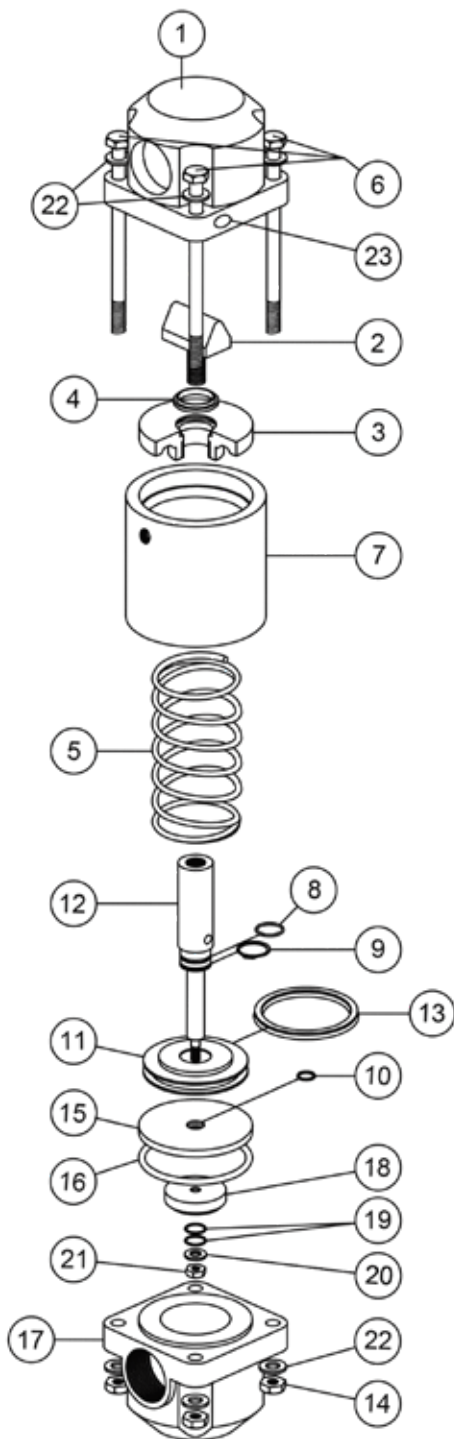
## Schmidt Combo Valve™ - Remote Control



- Combined inlet and exhaust valve functions
- Full-ported, 1 1/4" (32 mm) thread, inlet side
- Rugged, compact design
- Simple to install and service
- Optional Jumbo 1 1/2" (38 mm) full ported thread also available for high flow applications
- Note: all parts below suit the 1 1/4" Combo Valve



Part Number	Description
<b>DM 2223000</b>	Combo Valve 1 1/4" (32 mm)
<b>DM 2223002</b>	Jumbo Combo Valve 1 1/2" (38 mm) – used in the ASAP System
<b>DM 222300099</b>	Service Kit for 1 1/4" Combo Valve (*)



### Parts Breakdown

No.	Part	Part Number
1	Cap	DM 222300001
2	Pinch Ram	DM 222300002
3	Upper Rod Guide	DM 222300003
4*	Seal (Upper Rod)	DM 222300004
5	Spring	DM 222300005
6	Bolt, 1/2" UNC x 9"	DM 701051118
7	Cylinder	DM 222300007
8*	O-ring (Shaft)	DM 222300008
9*	Snap Ring	DM 222300009
10	Seal (Lower Rod)	DM 222300010
11	Piston	DM 222300011
12	Shaft	DM 222300012
13*	Piston Seal	GV 214900004
14	Nut, 1/2" UNC	GV 214900008
15	Lower Rod Guide	DM 222300015
16*	O-ring (Lower Rod Guide)	DM 222300016
17	Base	DM 222300017
18*	Valve Plug	DM 222300021
19*	O-ring (Combo Valve Plug)	DM 222300020
20*	Fender Washer, 3/8"	DM 7016507
21*	Nylock Nut, 3/8" UNC	DM 7019507
22	Flat Washer, 1/2" SAE	DM 702750402
23	Combo Drive Pin	DM 222300019
24	Vent, 1/8"	DM 2014300
25	90° Swivel, 1/2" x 1/2"	DM 420350404

\* Included in Service Kit for 1-1/4" Combo Valve

5



BlastOne Auto Air Valve – Remote Control

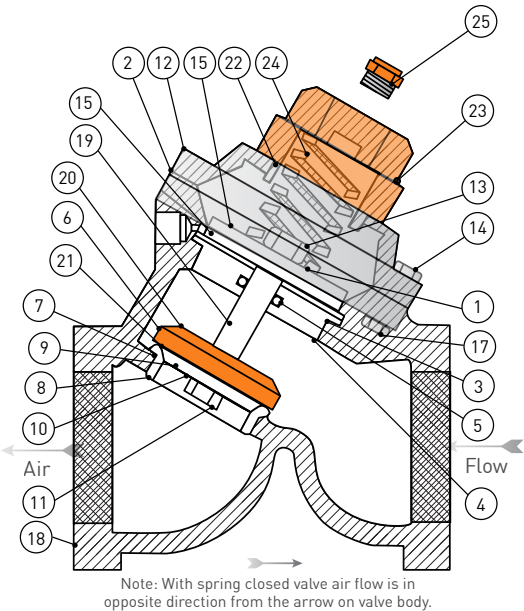


- Rugged, compact design
- Typically used in conjunction with the Thompson Valve
- Low pressure drop across valve – increases production
- Also Known As - "Gatekeeper"

Part Number	Description	Max Blast Nozzle Size
DM 2123106	1" (25 mm) Auto Air Valve	5/16" (8 mm)
DM 2123107	1 1/4" (32 mm) Auto Air Valve	7/16" (11 mm)
DM 2123108	1 1/2" (38 mm) Auto Air Valve	1/2" (13 mm)
DM 2123108HF	1 1/2" (38 mm) Hi-Flo Auto Air Valve	5/8" (16 mm)
DM 2123109	2" (50mm) Auto Air Valve	3/4" (19 mm)
DM 212300699	Service Kit for 1" (25 mm) Auto Air Valve (*)	
DM 212300799	Service Kit for 1 1/4" (32 mm), 1 1/2" (38 mm) Auto Air Valve (†)	
DM 212300999	Service Kit for HF 1-1/2" and 2" (50 mm) Auto Air Valve (**)	

5

Parts Breakdown



Item	Description	1"	1-1/4" & 1-1/2"	HF 1-1/2" & 2"
1*†††	Gasket	DM 212300601	DM 212300701	DM 212300901
2*†††	Diaphragm	DM 212300602	DM 212300702	DM 212300902
3	O-Ring	DM 212300603	DM 212300703	DM 212300903
4	Retainer Brushing	DM 212300604	DM 212300704	DM 212300904
5*†††	O-Ring	DM 212300605	DM 212300705	DM 212300905
6	Disk Retainer	DM 212300606	DM 212300706	DM 212300906
7*†††	O-Ring	DM 212300607	DM 212300707	DM 212300907
8	Seat	DM 212300608	DM 212300708	DM 212300908
9	Disc Plate	DM 212300609	DM 212300709	DM 212300909
10	Lock Washer. Internal			
11*†††	Lock Nut	DM 212300611	DM 212300711	DM 212300911
12	Cap	DM 212310612	DM 212310712	DM 212310912
13*†††	Hex Nut (w/lock-tie)	DM 212300613	DM 212300713	DM 212300913
14	Cap Screw	DM 212300614	DM 212300714	DM 212300914
15	Diaphragm Plate	DM 212300615	DM 212300715	DM 212300915
17	Lock Nut	DM 212300617	DM 212300717	DM 212300917
18a	Body 1"	DM 212300618		
18b	Body 1 1/4"		DM 212300718	
18c	Body 1 1/2"		DM 212300818	
18d	Body 2"			DM 212300918
19	Shaft	DM 212300619	DM 212300719	DM 212300919
20*†††	Gasket	DM 212300620	DM 212300720	DM 212300920
21	Disc	DM 212300621	DM 212300721	DM 212300921
22	O-Ring	DM 212310622	DM 212310722	(Not needed on 2")
23	Spring Retainer	DM 212310623	DM 212310723	DM 212310923
24	Spring	DM 212310624	DM 212310724	DM 212310924
25	Vent, 1/8"	DM 2014300		

\* Included in Service Kit for 1" Auto Air Valve  
 † Included in Service Kit for 1-1/4" Auto Air Valve  
 \*\* Included in Service Kit for HF 1-1/2" and 2" Auto Air Valve

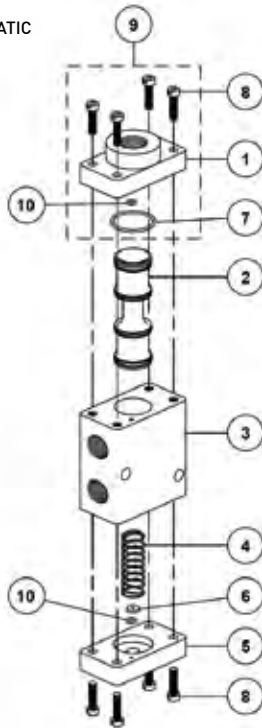
## BlastOne Control Line Pilot Valve



- Installs between twinline and inlet valve
- Provides sharp, clean and rapid deadman response
- Improves safety
- Reduces wear on both the remote control exhaust valve and the abrasive metering valve

Part Number	Description
<b>DM 2229000</b>	Pneumatic Control Valve
<b>DM 2229100</b>	Electric Control Valve 12V DC
<b>DM 2229101</b>	Electric Control Valve 24V DC
<b>DM 2229105</b>	Electric Control Valve 120V DC
<b>AF SVT3076G</b>	Solenoid Valve 1/4" 3 port 12v - USE KA010 for DIN Connection
<b>DM 222900099</b>	Service Kit for Pneumatic Control Valve
<b>DM 222910099</b>	Service Kit for Electric Control Valve
<b>DM 2013402</b>	Muffler / Dust Eliminator

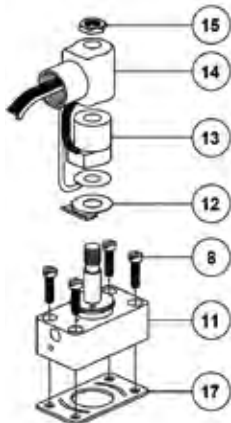
PNEUMATIC



### Pneumatic Parts Breakdown

No.	Part	Part Number
1	Air Operator Cap	<b>Not available</b>
2	Plunger w/O-Rings	<b>DM 222900002</b>
3	Valve Body	<b>Not available</b>
4	Spring	<b>DM 222900004</b>
5	Spring Retainer	<b>Not available</b>
6	Filter Disk	<b>DM 222900006</b>
7	O-Ring (Large)	<b>DM 222900007</b>
8	Screw	<b>Not available</b>
9	Air Operator Assembly	<b>DM 222900009</b>
10	O-Ring (2 each)	<b>DM 222900010</b>

ELECTRIC



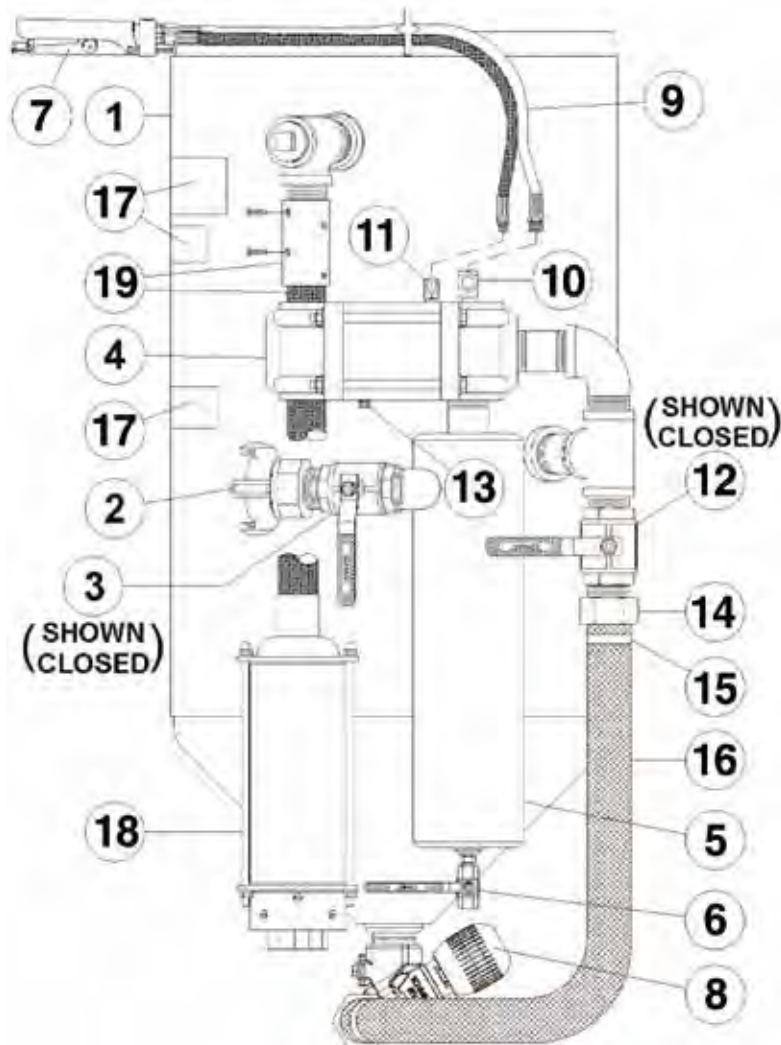
### Electric Parts Breakdown

No.	Part	Part Number
11	Electric Operator Cap	<b>Not available</b>
12	Coil Cover Bottom	<b>Not available</b>
13a	Coil 12 Volt DC	<b>DM 222910003</b>
13b	Coil 24 Volt D.C.	<b>DM 222910203</b>
13c	Coil 120 Volt D.C.	<b>DM 222910503</b>
14	Coil Cover	<b>Not available</b>
15	Nut	<b>Not available</b>
17	Gasket (Electric only)	<b>DM 222910007</b>

Schmidt Combo/Micro Valve Blast Pot Schematic

Parts Breakdown

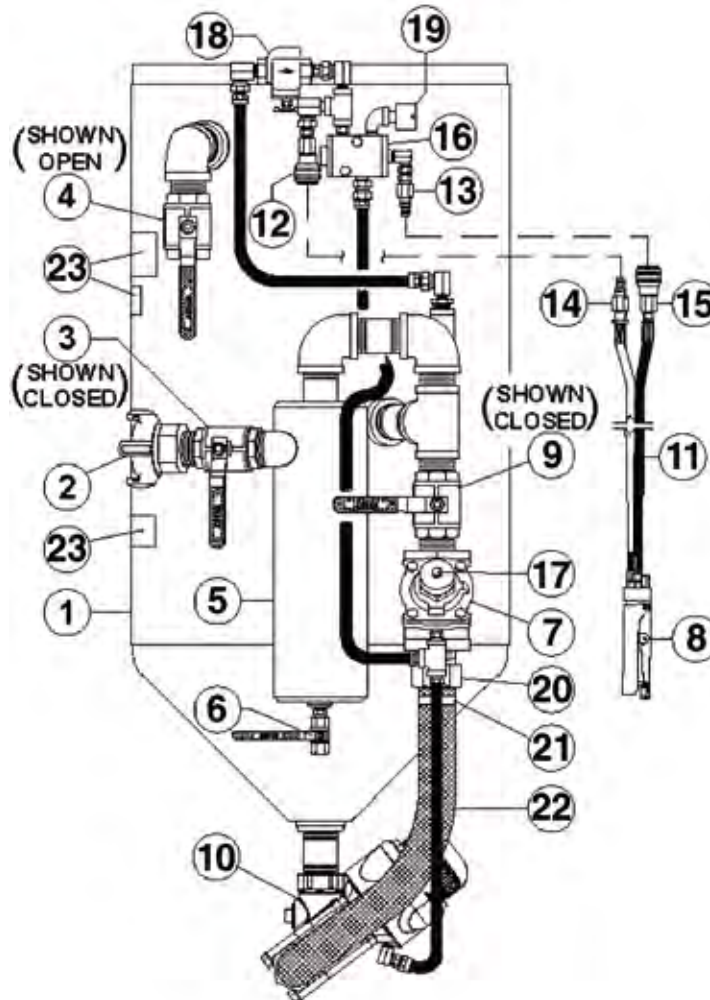
No.	Part	Part Number	No.	Part	Part Number
1	Pressure Vessel		10	1/4" x 1/4" Swivel Elbow	GR 155541
2	4-lug Crowsfoot Quick Connect, 1 1/2" (page 147)	FM CF38TF	11	1/8" x 1/8" Swivel Elbow	GR 145541
3	Air inlet Ball Valve, 1 1/4" (page 192)	FV BL032	12	Choke Ball Valve, 1 1/4" (page 192)	FV BL032
4	Combo Valve, 1 1/4" (page 175)	DM 2223000	13	Breather Vent, 1/8"	DM 2014300
5	Moisture Separator, 1 1/4" (page 209)	AF MSH250	14	Nut and Tail, 1 1/4" NPT (page 195)	FM TN32
6	Drain Ball Valve, 1/2" (page 192)	FV BL006	15	Double Bolt Hose Clamp (page 195)	FM CD50
7	G2 Pneumatic Deadman (page 188)	DM 2263002	16	Pusher Line Kit, 1 1/4" (page 195)	GV FPLK32
8	MicroValve III Metering Valve, 1 1/4" (page 166)	GV 2128107	17	Warning Decal Kit	BA 703199902
9a	Pneumatic Twinline, 55'	AH RMS4055	18	VBS II Exhaust Muffler, Complete Kit (page 194)	DM 200150191
9b	Pneumatic Twinline, 20 m	AH RMS4020	19	Blowdown Hose Kit	BH 20BDH



## Schmidt Thompson Valve Blast Pot Schematic - Pneumatic

### Parts Breakdown

No.	Part	Part Number	No.	Part	Part Number
1	Pressure Vessel		13	Quick Connect Adaptor, 1/4" NPTM (page 152)	FB QIA04
2	4-lug Crowsfoot Quick Connect, 1 1/2" (page 147)	FM CF38TF	14	Quick Connect Adaptor, 1/4" NPTM (page 152)	FB QIA04
3	Air inlet Ball Valve, 1 1/4" (page 192)	FV BL032	15	Quick Connect Coupling, 1/4" NPTF (page 152)	FB QID04
4	Blowdown Ball Valve, 1 1/4" (page 192)	FV BL032	16	Pneumatic Control Valve (page 177)	DM 2229000
5	Moisture Separator, 1 1/4" (page 209)	AF MSH250	17	Breather Vent, 1/8"	DM 2014300
6	Drain Ball Valve, 1/4" (page 192)	FV BL006	18	Inline Strainer, 1/4" 90 Micron	AF 230190290
7	Auto Air Valve, 1 1/4" (page 176)	DM 2123107	19	Dust Eliminator, 1/2"	DM 2013402
8	G2 Pneumatic Deadman (page 188)	DM 2263002	20	Nut and Tail, 1 1/4" NPT (page 195)	FM TN32
9	Choke Ball Valve, 1 1/4" (page 192)	FV BL032	21	Double Bolt Hose Clamp (page 195)	FM CD50
10	Thompson Valve II, 1 1/4" (page 169)	GV 2152007	22	Pusher Line Kit, 1 1/4" (page 195)	GV FPLK32
11a	Pneumatic Twinline, 55'	AH RMS4055	23	Warning Decal Kit	BA 703199902
11b	Pneumatic Twinline, 20 m	AH RMS4020			
12	Quick Connect Coupling, 1/2" NPTF (page 152)	FB QID04			



5

Control Line Strainers and Filters



- Protects remote control valves from dust and grit
- Helps maintain valve response speed
- Extends valve seal life

Part Number	Description
<b>AF 230190290</b>	¼" (6 mm) Brass Line Strainer (Pictured)
<b>AF 2301902MF200</b>	¼" (6 mm) Aluminum Line Strainer
<b>AF 2301902EL</b>	Replacement 90 Micron Bronze Element

Cobra Remote Control Valve

5



- Integrated inlet and exhaust valves
  - Very large and heavy construction
  - 1 ½" (38 mm) threaded ports
  - Restrictive air passages may cause pressure loss
- Recommended replacement: Combo Valve - see page 175**

Part Number	Description
<b>DM CBR100</b>	Cobra Inlet/Exhaust Valve

ABSS Valve



- Simple, low-cost outlet valve
- Suggested longer life alternative – Combo Valve

Part Number	Description
<b>GV ABSSOUT</b>	1" ABS Outlet Valve

Miscellaneous Remote Control Valves




Please contact BlastOne for information and assistance with:

- Spare parts
- Repair kits
- Replacements
- Upgrade conversions for all types of remote control valves

Part Number	Description
<b>DM TRS2000</b>	TRS ½" (13 mm) Exhaust Valve
<b>AF RP40</b>	Diaphragm Pilot Valve 1 ½" (40 mm)
<b>DM BEV2000</b>	Exhaust Valve, Steel Body

## Conversion Kit Upgrade for Pressure-Release Control System




- Fail-Safe design
- Pressure release operating principle
- Combined inlet and exhaust valve
- Simple to service
- Easy to retrofit to existing blast machine
- Retrofit Kit includes: 1 1/4" (32 mm) Combo Valve, exhaust tee fitting, blowdown exhaust hose with adaptor, twinline coupled control hose, Response™ pneumatic remote control handle
- System pictured: with optional Pusher Line Kit, plus optional MicroValve with HF BTC coupling



Part Number	Description
<b>DM 2223RK00</b>	Combo Valve System Retrofit Kit
<b>DM 2223RKEMV</b>	Combo/Micro Valve system Retrofit Kit with economy metering valve.
<b>DM 2223RKMV</b>	Combo/Micro Valve system Retrofit Kit with Premium 1.25" MicroValve 3.
<b>DM 2223RKMVE</b>	Combo/Micro Valve Retrofit Kit with electric controls and Premium 1.25" MicroValve 3.
<b>DM 22292301K</b>	Control Valve and Line Strainer Kit Option
<b>GV FPLK32</b>	Hi-Flow Pusherline Kit 1 1/4" (32 mm) bore
<b>GV 2128107</b>	MicroValve 3 1/2" x 1 1/4" (38 mm x 32 mm)
<b>HF BTC2</b>	1 1/2" (38 mm) Brass Threaded Coupling
<b>GV 212500012</b>	LongLife 1 1/4" (32 mm) Pot Connector

5

## Conversion Kit Upgrade for Pressure-Hold Control System



- Super fast response remote control system
- Fail-Safe design
- Simple, rugged and reliable
- Pressure hold operating principle – ideal for spot blasting and also multi-outlet blast machines
- Abrasive cut-off switch option allows operator to remotely and instantly, start or stop the abrasive flow – ideal for blowing down a job after blasting in preparation for painting
- Retrofit Kit includes: Thompson Valve Series II, LongLife abrasive inlet connector, HF BTC threaded coupling, full pusherline kit, automatic air valve, interconnecting hoses, control line strainer, pneumatic control valve, twinline coupled control hose, Response pneumatic remote control handle
- System pictured with optional exhaust muffler, plus optional pressure relief valve



Part Number	Description
<b>DM 2152RK32</b>	Thompson Valve Series II System Retrofit Kit 1 1/4" (32 mm)
<b>DM 2152RK38</b>	Thompson Valve Series II System Retrofit Kit 1 1/2" (38 mm)
<b>DM 2152RK50</b>	Jumbo Thompson Valve Series II System Retrofit Kit 2" (50 mm)
<b>GV 2408907</b>	Union End Ball Valve Option - Half Handle
<b>DM 2152ACS</b>	Remote Abrasive Cut-off Option (refer to page 186)
<b>AF PRV20150</b>	Optional 150PSI Pressure Relief Valve
<b>DMRMS2002</b>	Optional Muffler (requires <b>FPGN20</b> - 3/4" nipple, as well as <b>FVBL20</b> - 3/4" Ball Valve)

Tera Valve Retrofit Kit



- Diaphragm-activated piston provides smother action for improved valve life
- Rugged stainless steel body for long service life
- Will retro fit under a pot with only 6" clearance required
- Requires minimum of 75 psi to use

Part Number	Description
DM 2130RK32	Teravalue Complete Retrofit Kit - 1-1/4"

5

RMC Deadman Control System



- Standard remote control system
- Pressure release operating principle
- Retrofit Kit includes:
  - 1 1/4" 'RMC' inlet valve, 3/4" RMC exhaust valve, abrasive trap, interconnecting hoses, twinline coupled control hose, RGN bleeder-style control handle.
- Kit does not include pusherline kit or other pot fittings
- Optional exhaust muffler - (shown fitted) - refer page 192
- Available in 1", 1 1/4" and 1 1/2"

Part Number	Description
DM RMCRK25	RMC Valve System Retrofit Kit - 1" (25 mm)
DM RMCRK32	RMC Valve System Retrofit Kit - 1 1/4" (32 mm)
DM RMCRK38	RMC Valve System Retrofit Kit - 1 1/2" (38 mm)

RMS Valve Remote Control System



- Standard remote control system
- Pressure release operating principle
- Retrofit Kit includes:
  - 1 1/4" (32 mm) RMS inlet valve, 3/4" (19 mm) RMS exhaust valve with deflector plate and gasket, valve-interconnecting hose, twinline coupled control hose, RGN pneumatic bleeder-style control handle
- Kit does not include pusherline kit or other pot fittings
- Optional exhaust manifold (refer to page 172) and muffler (refer to page 192)

Part Number	Description
DM RMSRK00	RMS Valve System Retrofit Kit

## AMS Valve Remote Control System



- New-generation high flow remote control system – suitable for up to #5 (5/16") nozzles
- Pressure release operating principle
- Retrofit Kit includes:
  - 1" (25 mm) auto air inlet valve, 3/4" (19 mm) RMS exhaust valve with deflector plate and gasket, valve-interconnecting hose, twinline coupled control hose, RGN pneumatic bleeder-style control handle
- Kit does not include pusherline or other pot fittings

Part Number	Description
<b>DM AMS000</b>	AMS Valve System Retrofit Kit

5

## Schmidt ASAP Electric Remote Control System



- The ASAP System brings split-second safety response right to the operator at the nozzle – even with a blast hose up to 200 feet (60 metres) long
- The ASAP Electric Remote Control System utilizes the legendary Schmidt S-Series remote controls, renowned for their rapid reaction shut-down
- When the deadman handle is released, the ASAP safety system instantly dumps the blast hose pressure back out through a full bore 1 1/2" (38 mm) baffled opening – eliminating the nozzle pressure in less than one second
- The ASAP Safety System includes 1 1/2" (38 mm) Jumbo Combo Valve plus other performance enhanced componentry – suits 12V DC Thompson Valve System
- ASAP Safety Systems are available as a factory option and as retro-fit kits with versions to suit small portables, large bulk blasters, and fixed blastroom machines



Please contact BlastOne for technical details

Part Number	Description
<b>DM ASAPRK00</b>	ASAP Safety System Retrofit Kit, Single Operator

## SmartSPARK™ ShortProof Electric Remote Control Kit



- Patented, unique, short proof deadman system
- Smartronic control module is designed to prevent accidental startup from a control line short circuit. E.g. If cable sheathing is damaged, connection points get wet, or conductive contaminants get in the connection points
- Abrasive Cut-off Switch Option allows operator to remotely and instantly start or stop abrasive flow – when fitted to a Thompson Valve system setup
- Ideal for metallic abrasive applications (steel grit or aluminum oxide)

Please contact BlastOne for technical details

Part Number	Description
<b>DM ECSSK</b>	SmartSpark Electric Remote Control Kit, Single Operator
<b>DM ECSSAC</b>	Remote Abrasive Cut-Off Option



## Blasting Time Clocks



- Digital display of actual blasting time for individual blast outlets
- Allows you to determine productivity, production rates, assisting project costings, job estimates and also schedule maintenance for common wear items
- System available to run off pneumatic and electric deadman controls
- Operated by the actual deadman signal, so you get actual blasting hours

Part Number	Description
<b>BA TIM1E</b>	Single Operator Time Clock System
<b>BA TIM2E</b>	2 Operator Time Clock System
<b>BA TIM4E</b>	4 Operator Time Clock System (pictured)
<b>BA TIM8E</b>	8 Operator Time Clock System
<b>BA TIM1P</b>	Pneumatic - Single Operator Time Clock System
<b>BA TIM2P</b>	Pneumatic - 2 Operator Time Clock System

5

## Remote Depressurization System



- Great productivity boost for blast rooms and other high production systems
- Enables you to depressurize the blast pot for refilling AND use the nozzle to blow abrasive off the work piece at the same time
- Thompson Valve™ deadman system (purchase separately) starts and stops blast operation while remote abrasive switch stops abrasive flowing so you are just blowing the abrasive off the work piece
- Combo Valve™ installed correctly allows you to depressurize and refill with abrasive (usually controlled by separate switch) without interrupting the blowing down process
- Simple and easy to operate
- Fast response time
- Allows filling of the blast pot while steel is being moved, saving time

Part Number	Description
<b>DM 2152RDSP</b>	Remote Depressurization System – Pneumatic

## Anti-Freeze Injector for Deadman Control



- Injects anti-freeze into pneumatic deadman hoses, lines and valves
- Helps prevent icing up
- Note: Upgrading to electric controls will likewise solve freezing problems

Part Number	Description
<b>AF AL06ZK</b>	¼" (6 mm) Anti-Freeze Injector for Deadman

### Multiple Outlet Electric Deadman Kit



- Bulk pot multiple outlet deadman control kit
- Includes - 25 feet battery cable, 4 x 2 feet outlet Deadman cables, and control valves to run four blasters simultaneously.
- Customization available - ask BlastOne for your options

Part Number	Description
<b>DM ECK600-AU/NZ</b>	Electric Remote Control Kit - 12 Volt* - Multiple Outlet
<b>DM ECK600-US</b>	Electric Remote Control Kit - 12 Volt* - Multiple Outlet
<b>DM ECK100440</b>	Bulk Pot Electric 4 Outlet Junction Box

### Electric Remote Control Kit – Deluxe



- Deluxe Remote Control Kit includes:
  - Remote abrasive cut off control
  - Lights to indicate blasting activity, air only activity and power on
  - 16 feet (5 metre) battery cable with alligator clamps, control box module with 3-pin TwistLok plug connection, Response electric deadman handle with remote abrasive cut-off switch and 72 feet (22 metre) deadman cable with TwistLok plug connector

Part Number	Description
<b>DM ECK200-AU/NZ</b>	Electric Remote Control Kit - 12 Volt* - Deluxe
<b>DM ECK200-US</b>	Electric Remote Control Kit - 12 Volt* - Deluxe

### Electric Remote Control Kit – Standard



- Standard Remote Control Kit includes:
  - Control box module with TwistLok plug connections, 16 feet (5 metre) battery cable with alligator clips, Response electric remote control handle with 72 feet (22 metre) deadman cable and TwistLok plug connector
- System pictured with optional Sure-Fire control handle

Part Number	Description
<b>DM ECK100-AU/NZ</b>	Electric Remote Control Kit - 12 Volt* - Standard
<b>DM ECK100-US</b>	Electric Remote Control Kit - 12 Volt* - Standard

### Electric Remote Control Kit – Economy



- Economy Remote Control Kit includes:
  - Direct mounted DM 2229-100 electric control valve with 16 feet (5 metre) hardwired battery cable and alligator clips, Response electric remote control handle with 72 feet (22 metre) cable and TwistLok plug connector
- System pictured with optional extended length 100 feet (30 metre) battery cable

Part Number	Description
<b>DM ECK100E-AU/NZ</b>	Electric Remote Control Kit - 12 Volt* - Economy
<b>DM ECK100E-US</b>	Electric Remote Control Kit - 12 Volt* - Economy

**Custom Configured Kits**

Many options and accessories are available to tailor a kit to your specific equipment and requirements, e.g. dual operator systems, remote abrasive cutoff. Please contact BlastOne for details.

\* Other voltages available - inquire with BlastOne

## ECK Electric Remote Control Extension Cable



- Abrasion-resistant, flex-coated control cable
- 12 Volt rated
- 3-Pin Twistlock connectors used for all deadman cables
- Optional heavy duty cable for use with steel grit or other high wear areas – DM ECKCHD

Part Number	Description
<b>DM ECKC320</b>	Electric Control Cable with TwistLok Connectors – 20 m
<b>DMECKC30</b>	Electric Control Cable with TwistLok Connectors – 30 m
<b>DMECKC100</b>	Electric Control Cable with TwistLok Connectors – 100 m
<b>DM ECKC355</b>	Electric Control Cable with TwistLok Connectors – 55'
<b>DM ECKC355HD</b>	Extreme wire version of standard - DM ECKC355
<b>DM ECKC3110-US</b>	Electric Control Cable with TwistLok Connectors – 110'
<b>DM ECKC3110HD-US</b>	Extreme wire version of standard - DM ECKC3110-US


## ECK Electric Power Adapter



- Abrasion resistant, flex coated control cable
- For connecting deadman controls with a battery or power source
- 2-Pin twistlock used for all power supply

Part Number	Description
<b>DM ECK2999</b>	Deadman Power Supply Cable - 2-pin ECK TwistLok to Battery Clips with 25' Cable

## Remote Abrasive Cut-Off System



- Allows the blaster to turn off the abrasive flow from the nozzle and blow just air – perfect for blowing the abrasive off the workpiece and out of hard to reach 'pockets' before painting or moving to the painting bay. Just pull a button when you've finished blasting! This system is available to add to any existing Thompson Valve™ remote control system.
- Operates by closing the Thompson Valve, stopping abrasive flow, while keeping the air valve open
- Pneumatic kit includes: triple-line coupled remote control hose, control hose connections for air supply, air valve and metering valve, pneumatic push-pull abrasive on-off switch and Response deadman handle

Part Number	Description
<b>DM 2152ACRK</b>	Pneumatic Remote Abrasive Cut-Off Retrofit Kit
<b>DM ECK200</b>	Electric 'Deluxe' Remote Abrasive Cut-Off System
<b>DM2025010</b>	Replacement Pneumatic Abrasive Cut-Off Switch
<b>KA018</b>	Replacement Electric Abrasive Cut-Off Switch
<b>DM707555</b>	Replacement 55' cable with electric Abrasive Cut-Off Switch
<b>DM7075110</b>	Replacement 110' cable with electric Abrasive Cut-Off Switch

5

## ECK TwistLok Connectors for Electric Control Cable



ECK TWISTLOK 3 PIN

- 3 pin Quick connector
- 'TwistLok' action designed to prevent cables from accidentally disconnecting
- Panel mount available DM ECK100 (see page 183)
- 3-Pin used for deadman lines/signals, 2-pin used for power supply



### ECK TwistLok 3 Pin

Part Number	Description
<b>DM ECK3001</b>	ECK TwistLok Plug – 3 pin
<b>DM ECK3002</b>	ECK TwistLok Socket – 3 pin



ECK TWISTLOK 2 PIN

### ECK TwistLok 2 Pin

Part Number	Description
<b>DM ECK2001</b>	ECK TwistLok Plug – 2 pin
<b>DM ECK2002</b>	ECK TwistLok Socket – 2 pin



ECK TWISTLOK WATERPROOF

### ECK TwistLok Waterproof

Part Number	Description
<b>DM ECK3001WP</b>	TwistLok Plug, 3 pin Waterproof Yellow
<b>DM ECK3002WP</b>	TwistLok Socket, 3 pin Waterproof Yellow
<b>DM ECK2001WP</b>	TwistLok Plug, 2 pin Waterproof Yellow
<b>DM ECK2002WP</b>	TwistLok Socket, 2 pin Waterproof Yellow

## Twinline Pneumatic Remote Control Hose



- Bonded, heavy duty, twin rubber hose, color coded for safety
- Fitted standard with male-female threaded connectors
- ¼" (6 mm) connectors on 'supply' red hose
  - a) FBTN0304 Female Nut & Tail, 3/16" tail x 1/4" BSPF
  - b) FBTT0304 Male Hosetail, 3/16" x 1/4" BSPM
- ⅜" (3 mm) connectors on 'return' green hose
  - a) FBTN0302 Female Nut & Tail, 3/16" tail x 1/8" BSPF
  - b) FBTT0302 Male Hosetail 3/16" x 1/8" BSPM

Refer to page 152-156 for quick connects and other fittings

- Recommend OTK Hose Clamps (Part No: FH CO1113)
  - DO NOT use standard welding hose – it may be too restrictive
- Please contact BlastOne for other configurations

Part Number	Description
<b>AH RMS4020</b>	Twinline Coupled Control Hose – 20 m
<b>AH RMS3020</b>	Twinline Bare Control Hose – 20 m
<b>AH RMS30100</b>	Twinline Bare Control Hose – 100 m
<b>AH RMS4055</b>	Twinline Coupled Control Hose – 55'
<b>AH RMS30500</b>	Twinline Bare Control Hose – 500'

5

### Schmidt G2™ Response Pneumatic Remote Control Handle



- Compact, slimline design
- Light handle action – easy to hold down
- Use with all twinline pneumatic remote control systems
- ¼" (6 mm) (supply) x ⅛" (3 mm) (return) threaded connectors

Part Number	Description
<b>DM 2263002</b>	Response™ Pneumatic Remote Control Handle
<b>DM 226300299</b>	Service Kit for Response™ Pneumatic Handle

### BlastOne SLX Pneumatic Remote Control Handle



- Large-lever design
- Use with all twinline pneumatic remote control systems
- ¼" (6 mm) air supply x ⅛" (3 mm) air return threaded connectors

Part Number	Description
<b>DM 2263001</b>	SLX Pneumatic Remote Control Handle
<b>DM 226300199</b>	Service Kit for SLX Pneumatic Handle

### "Bleeder" Pneumatic Remote Control Handle



- Conventional, bleeder-style handle – do not use with Combo or Thompson valves
- Large-lever design
- ¼" (6 mm) (supply) x ⅛" (3 mm) (return) threaded connectors

Part Number	Description
<b>DM RGN1000</b>	RGN Pneumatic Remote Control Handle (clamps not included)
<b>DM RCC100</b>	RCC Aluminum Pneumatic Remote Control Handle
<b>DM RGN1010</b>	Service Kit for RGN Pneumatic Handle (bumper buttons included)
<b>DM RCC101</b>	Service Kit for RCC Pneumatic Handle (bumper buttons included)
<b>DM RGN1013</b>	Bumper Buttons – (Pack 5) (mushroom shape) – suits DM RGN1000
<b>DM RCC199</b>	Bumper Buttons – (Pack 5) (old style cone shape) – suits DM RCC100
<b>BA 01944</b>	Replacement fittings

### Sure-Fire™ Pneumatic Remote Control Handle



- Compact 'hands-free' design
- Use with all twinline pneumatic remote control systems
- Barbed hose connectors
- Does not include ball & chain (purchase separately) – operator must use as per instruction manual

Part Number	Description
<b>DM WTX1002K</b>	Sure-Fire™ Pneumatic Remote Control Handle
<b>DM WTX1102</b>	Ball & Chain for Sure-Fire™ Handle (replacement item)

### Schmidt G2E™ Response Electric Remote Control Handle



- Compact slimline design
- Light handle action – easy to holddown
- 12 Volt or 24 Volt electric operation
- Unit supplied with short cable
- Order TwistLok plug and/or extension cable separately
- Old style orange STXE handle (shown as inset) is now obsolete – the Response™ is its direct replacement



Part Number	Description
<b>DM 2263402</b>	Response™ Electric Remote Control Handle

### RGNE Electric Remote Control Handle



- Large blade design
- 12 Volt or 24 Volt electric operation
- Unit supplied with 12" (300 mm) short cable
- Order TwistLok plug and/or extension cable separately

Part Number	Description
<b>DM RGNE2000</b>	RGNE Electric Remote Control Handle (clamps not included)
<b>DM RGNE2099</b>	Replacement Electric Switch with 300mm Cord

5

### Safe Systems Electric Remote Control Handle



- Uses ball and chain to hold the deadman on - purchase separately - operator must use as per instruction manual

Part Number	Description
<b>DM WTXE3100</b>	Electric Deadman Handle, Safe Systems
<b>DM WTXE3102</b>	Ball and Chain, Safe Systems
<b>DM WTXE3100RK</b>	Switch Repair Kit, Safe Systems

### Sure-Fire™ Electric Remote Control Handle



- Compact 'hands-free' design
- Ball and chain included - operator must use as per instruction manual
- 12 Volt or 24 Volt electric operation
- 2-wire, 3-position toggle switch with short cable
- Order TwistLok plug and/or extension cable separately
- Optional 3-wire handle for use with integrated remote abrasive cut-off switch

Part Number	Description
<b>DM WTXE3000</b>	Sure-Fire™ Electric Remote Control Handle – Non-Repairable
<b>DM WTXE3002</b>	Sure-Fire™ Electric Remote Control Handle – Repairable
<b>DM WTXE3003</b>	Sure-Fire™ Electric Remote Control Handle, 3 Wire – Repairable
<b>DM WTX1102</b>	Ball & Chain for Sure-Fire™ Handle
<b>DM WTXE99</b>	Service Kit for 2-wire Sure-Fire™ Electric Handle, includes switch, boot, jumper, and 4' wire
<b>DM WTXE993</b>	Service Kit for 3-wire Sure-Fire™ Electric Handle, includes switch, boot, jumper, and 4' wire

## Blast-Grip Remote Control Handle



- Reduces operator fatigue when blasting
- Designed for use in conjunction with Response™ handle
- Suits 1 7/8" (48 mm) OD (BH25 or BHS32) blast hose
- Compact size allows use in most confined areas
- Inverts for left or right hand operation
- Swing-Check must be mounted horizontally

Part Number	Description
<b>BA BGH1000</b>	Blast Grip Ergo-Accessory (does not include deadman handle)

## Air Check Valves



- One-way flow control valves
  - Prevent back-flow of air with abrasive and dust
  - Protect the remote control inlet valve
  - Swing-Check must be mounted horizontally
- Please contact BlastOne for other sizes

Part Number	Description
<b>Swing-Check Valves</b>	
<b>FV SC25</b>	1" (25 mm) Swing Check Valve
<b>FV SC32</b>	1 ¼" (32 mm) Swing Check Valve
<b>FV SC40</b>	1 ½" (38 mm) Swing Check Valve
<b>Non-Return Check Valves</b>	
<b>FV NR25</b>	1" (25 mm) Non-Return Valve
<b>FV NR32</b>	1 ¼" (32 mm) Non-Return Valve
<b>FV NR40</b>	1 ½" (38 mm) Non-Return Valve
<b>FV NR50</b>	2" (50 mm) Non-Return Valve

## Pressure Relief Valves



- Multi-purpose relief valves
- Will discharge air if the air pressure in the vessel they are fitted to goes over the pressure rating of the valve
- The AF PRV15150X is ideal for installing on blast machines – can be piped downwards to limit the chance of discharging 'in your face'
- Male threaded ports

Part Number	Description
<b>AP AFC1001</b>	Pressure Relief Valve, ¼" (6 mm), 150 psi, 50 cfm
<b>AF PRV15125</b>	Pressure Relief Valve, ½" (13 mm), 125 psi, 234 cfm
<b>AF PRV15150X</b>	Pressure Relief Valve, ½" (13 mm), 150 psi, 500 cfm, Piped Discharge
<b>AF PRV20120</b>	Pressure Relief Valve, ¾" (19 mm), 120 psi, 450 cfm
<b>AF PRV20150</b>	Pressure Relief Valve, ¾" (19 mm), 150 psi, 600 cfm
<b>AF PRV25150</b>	Pressure Relief Valve, 1" (25 mm), 150 psi, 1200
<b>AF PRV25150625</b>	Pressure Relief Valve 1" inlet, NPT threads, 150 psi, 625 cfm, Piped Outlet
<b>AF PRV321501600</b>	Pressure Relief Valve 1 ¼" inlet, NPT threads, 150 psi, 1600 cfm, Piped Outlet
<b>FV RV1060440</b>	Safety Relief Valve, ¼", 40 psi
<b>FV RV1060455</b>	Safety Relief Valve, ¼", 55 psi
<b>FV RV1060485</b>	Safety Relief Valve, ¼", 85 psi
<b>FV RV10604125</b>	Safety Relief Valve, ¼" 125 psi

## Air Pressure Regulator



- Used for reduced-pressure blasting of delicate surfaces such as car panels, stone facades, etc.
- Not recommended for normal production blasting due to inherent flow restrictions. Regulator should be disconnected or by-passed for full pressure blasting (see AF REGBP40K below)
- Pressure gage (pictured) not included – order separately

Part Number	Description
<b>AF REG15</b>	1/2" (13 mm) Pressure Regulator
<b>AF REG20</b>	3/4" (19 mm) Pressure Regulator
<b>AF REG25</b>	1" (25 mm) Pressure Regulator
<b>AF REG40</b>	1 1/2" (38 mm) Pressure Regulator
<b>AF REG40NR</b>	1 1/2" (38 mm) Pressure Regulator – Non-Relieving Type

5

## Air Pressure Gages



- General purpose air pressure gages for monitoring of air pressure
- A large range of gages available – **please contact BlastOne for assistance**

Part Number	Description
<b>AF PRG100BE</b>	Air Pressure Gage 1/4" (6 mm) BE 0-150 psi, 2 1/2" (63 mm) Face
<b>AF PRG100RE</b>	Air Pressure Gage 1/4" (6 mm) RE 0-150 psi, 2 1/2" (63 mm) Face
<b>AF F3013</b>	Air Pressure Gage 1/8" (3 mm) RE 0-150 psi, 1 1/2" (38 mm) Face
<b>AF PRG234B</b>	Air Pressure Gage 3/8" (10 mm) BE 230 psi, 4" (100 mm) Face (to suit MegaBlaster) <i>(not shown)</i>
<b>AF PRG40RE</b>	Air Pressure Gage 1/4" (6 mm) RE 0-150 psi, 1 1/2" (38 mm) Face

## Pressure Gage for MegaBlaster



- Used for measuring pressure on a mega blaster
- 63 mm face
- 0-210 psi
- Typically mounted on the Airprep system.

Part Number	Description
<b>AF PRG160BE</b>	Pressure Gage



Bypass Regulator Piping Kit



- Bypass piping kit enables regulated or full pressure blasting at the turn of a ball valve lever
- Non-relieving type regulator used

Part Number	Description
<b>AF REGBP40K</b>	1 1/2" (38 mm) Bypass Regulator Piping Kit

Air Regulator Selection Chart

Regulator Size	1/2" (13 mm)	3/4" (19 mm)	1" (25 mm)	1 1/2" (38 mm)
<b>Flow Limit</b>	60 cfm	80 cfm	120 cfm	200 cfm

5

MegaBlaster Vacuum Loading Valve



- The perfect ball valve for efficient vacuum loading of our bulkpots
- Includes large handle to ensure it is always easy to open

Part Number	Description
<b>GV GMA80V</b>	Heavy Duty 3" BSP Cast Iron Ball Valve for Vacuum Loading Accessory

Full Bore Ball Valves



- Multi-purpose inline valve, plated brass body
- Female threaded ports, unless otherwise specified

Part Number	Description
<b>FV BL006</b>	1/4" (6 mm) Ball Valve
<b>FV BL010</b>	3/8" (10 mm) Ball Valve
<b>FV BL015</b>	1/2" (13 mm) Ball Valve
<b>FV BL020</b>	3/4" (19 mm) Ball Valve
<b>FV BL025</b>	1" (25 mm) Ball Valve
<b>FV BL032</b>	1 1/4" (32 mm) Ball Valve
<b>FV BL040</b>	1 1/2" (38 mm) Ball Valve
<b>FV BL050</b>	2" (50 mm) Ball Valve
<b>FV BL075</b>	3" (75 mm) Ball Valve
<b>FV BL100</b>	4" (100 mm) Ball Valve
<b>FV BL006MF</b>	Mini 1/4" (6 mm) Ball Valve – Male/Female
<b>FV BL008</b>	1/4" (6 mm) Full Bore 3-Way Ball Valve
<b>FM BLV( )HD</b>	Heavy-Duty Ball Valve – Specify Size (Steel Body)

### Schmidt SureFit™ Handway Gasket



- For the 6" x 8" handway cover
- Molded lip snaps over the edge of the handway cover
- Extended life compared to loose fit gaskets

Part Number	Description
<b>BA 700000118</b>	Surefit Handway Gasket 6" x 8"

### Schmidt Handway and Gaskets



- Various styles available to suit Schmidt equipment, standard equipment and MegaBlasters
  - Schmidt handway plate and crab (shown) is fast and easy to remove
- Please call BlastOne for assistance with identification and part numbers

Part Number	Description
<b>BA 70000006</b>	Handhole Gasket to suit PRE-1995 Schmidt 4" x 6" Handway
<b>BA 700000106</b>	Handhole Gasket to suit Schmidt 6" x 8" Handway
<b>BA 700000111</b>	Handhole Plate, Bolt and Crab to suit Schmidt 6" x 8" Handway
<b>BA 700000306</b>	Handway Gasket for 75cf Bulk Pot

### Miscellaneous Handway Gaskets



- Various styles available to suit other brands of blast pots
- Please call BlastOne for assistance with identification and part numbers

Part Number	Description
<b>BA P18</b>	Handhole Gasket to suit C-Series Machine 6" x 8" Handway

### Schmidt Bulk Unit Manway with Stay Bracket



- Easily remove and replace the manway with auto-alignment of gasket and cover
- Self supporting brackets take the guesswork out of a secure seal

Part Number	Description
<b>BA 700000408</b>	Complete Manway Crab Assembly
<b>BA 700000205</b>	Manway Bolt w/ Nut 12 x 16
<b>BA 700000404</b>	Manway Crab
<b>BA 700000406</b>	Manway Gasket to suit MegaBlaster 12" x 16"
<b>BA 700000606</b>	Manway Seal for Bulk Pot 14" x 18"

5

BlastOne Exhaust Valve Muffler



- Effective noise attenuation
- Flow-through design
- Installs downwards
- 3/4" (19mm) female thread connection port
- Can be fitted with hose tail to suit 3/4" ID (BH20) blowdown hose



Part Number	Description
<b>DM RMS2002</b>	RMS Exhaust Muffler (does not include connector nipple)

5

Pop-Up Outlet Valve Muffler



- Pop-top design, self cleaning
- Installs upright
- 1" (25 mm) male thread connection

Part Number	Description
<b>DM MEM200</b>	Pop-Up Outlet Valve Muffler - suit Clemco

Schmidt CEN™ MegaBlaster Exhaust Muffler



- Large Hi-Flow muffler for superior noise attenuation when depressurizing blast machine
- Reduces blowdown noise level to 92 dba – which means no hearing protection is required
- Ideal for installing on MegaBlasters and bulk air tanks where large volumes of compressed air is quickly depressurized
- Incorporates CEN (Controlled Expansion Nozzle) which eliminates the risk of pressure retention from frosting
- Can be adapted to fit most thread sizes

Part Number	Description
<b>DM MEM100</b>	Mega Exhaust Muffler, 3" NPTM Thread

Schmidt VBS II™ Exhaust Muffler



- Sound levels are quieted to 110 dB (at 100 psi)
- Safety handles abrasive particles that can escape during blowdown
- VBS II is available in a kit for abrasive blasting equipment with a manual blowdown
- Combo-mounting bracket for easy installation and maintenance

Part Number	Description
<b>DM 201150190</b>	VBSII silencer muffler only
<b>DM 201150191</b>	VBSII Silencer Complete Kit, incl; mounting bracket, blowdown hose, ball valve.

## Flexible Pusherline Hose Kits



- Standard 1 ¼" (32 mm) bore Hi-Flow Kit
- Optional 1 ½" (38 mm) bore Ultra-Flow Kit
- Optional 2" (50 mm) bore Ultra-Flow Kit
- Kit includes: full bore ball valve (in-line choke valve), hoesail connector with double bolt hose clamp, 1 metre flexible pusherline hose, nut and tail connector with double bolt hose clamp
- Cut back to length when installing on site to suit individual blast machine
- Other Pusherline kits available to suit Mitey Mite pots, Mega Blasters, etc.

Please contact BlastOne for technical details

Part Number	Description
GV FPLK032	Hi-Flow Pusherline Kit 1 ¼" (32 mm) bore (to suit Blast Machines up to 20 cu ft)
GV FPLK040	Ultra-Flow Pusherline Kit 1 ½" (40 mm) bore (to suit Blast Machines up to 20 cu ft)
GV FPLK050	Ultra-Flow Pusherline Kit 2" (50 mm) bore (to suit Blast Machines up to 20 cu ft)
GV FPLK50M	Ultra-Flow Pusherline Kit 2" (50 mm) bore to suit MegaBlaster

5

## Connectors & Clamps – Hose Tail Connector



- One piece, hose tail to male thread – heavy duty with claw retainer

Part Number	Description
FM TTC032	Heavy Duty Hose Tail 1 ¼" (32 mm) x 1 ¼" (32 mm) Male Thread
FM TTC040	Heavy Duty Hose Tail 1 ½" (38 mm) x 1 ½" (38 mm) Male Thread
FM TTC050	Heavy Duty Hose Tail 2" (50 mm) x 2" (50 mm) Male Thread

## Connectors & Clamps – Nut and Tail Connector



- Two piece, hose tail to swivel nut female thread

Part Number	Description
FM TN032	Nut & Tail 1 ¼" (32 mm) x 1 ¼" (32 mm) Female Thread
FM TN040	Nut & Tail 1 ½" (38 mm) x 1 ½" (38 mm) Female Thread
FM TN050	Nut & Tail 2" (50 mm) x 2" (50 mm) Female Thread
FM TN032GSK	Rubber Gasket to suit 1 ¼" Nut and Tail
FM TN040GSK	Rubber Gasket to suit 1 ½" Nut and Tail

Ensure you use the matching size clamp for the connector. Contact BlastOne for correct torque settings for clamps before connecting the air supply.

## Double Bolt Clamp



- Two bolt, split-collar clamp without claw
  - To see Double Bolt Clamp with Claw see page 149
- Please contact BlastOne for assistance

Part Number	Description
FM CD32	Double Bolt Clamps for 1 ¼" (32 mm) connector
FM CD40	Double Bolt Clamps for 1 ½" (40 mm) connector
FM CD50	Double Bolt Clamps for 2" (50 mm) connector


### Pot Mounting LongLife Connector



- Extra heavy-wall, steel nipple
- Tapered 'snout' seats into BlastOne valves
- Suits 1 1/4" (32 mm) threaded valves and pots
- Use thread sealant tape or compound to ensure an airtight connection

Part Number	Description
GV 212500012	LongLife 1 1/4" (32 mm) Pot Connector

### Pot Mounting TriClover Quick Connector



- Quick release 'sanitary' connector with 1 1/4" (32 mm) male threads
- Comprises: (2) half nipples, (1) FLO-ring gasket, (1) hinged collar with toggle bolt
- Stainless steel collar
  - Suits 1 1/4" (32 mm) threaded valves and pots
- Use thread sealant tape or compound to ensure an airtight connection

Part Number	Description
GV 2410320	TriClover 1 1/4" (32 mm) Quick Connector Assembly
GV 2410321	TriClover 1 1/4" (32 mm) Half Nipple – Male Thread
GV 2410321F	TriClover 1 1/4" (32 mm) Half Nipple – Female Thread (not pictured)
GV 2410322	TriClover Collar
GV 2410322SP	Spring Loaded TriClover Collar
GV 2410323	TriClover FLO – Ring Gasket

### Pot Mounting Union End Ball Valve Connector



- Incorporates abrasive shut-off ball valve and barrel union disconnection with 1 1/4" (32 mm) threads
  - Enables fast, easy removal of valve without having to tip or empty the blast pot of abrasive
  - Suits 1 1/4" (32 mm) threaded valves and pots
  - Requires approximately 6" (150 mm) extra clearance beneath the pot outlet
  - Use thread sealant tape or compound to ensure an airtight connection
- Triclover quick connect or steel nipple not included – purchase separately

Part Number	Description
GV 2408907	Union End Ball Valve 1 1/4" (32 mm) Connector
GV 2408908	Union End Vall Valve 1 1/2" (38mm) Connector

### Posi-Seal Pop-Up Valve



- Air actuated Pop-Up valve
- Large heavy duty construction
- Used in Mega-Blaster type blast machines where abrasive is fed from an overhead storage hopper

Part Number	Description
BA P2100022	Complete Posi-Seal Pop-Up Valve
BA P210002299	Posi-Seal Repair Kit

### Schmidt Pop-Up Valves and Seating Rings



- Very long lasting hemispherical design – manufactured from Ultra-Tuff polyurethane
- Large valve suits 3.5, 6.5, 8.0, 10, 20 cu ft Schmidt machines
- Small valve suits 1.5 cu ft Schmidt machines
- Seal at any angle – less chance of mis-alignment

Part Number	Description
<b>BA P2100010</b>	Schmidt Pop-Up Valve and Shaft – Large
<b>BA P2100011</b>	Schmidt Pop-Up Seating Ring – Large
<b>BA P2100000</b>	Schmidt Pop-Up Valve and Shaft – Small
<b>BA P2100001</b>	Schmidt Pop-Up Seating Ring – Small
<b>BA P210001104</b>	Schmidt Pop-Up Seating Ring, Skirted, Low Pressure Application
<b>BA P2100017</b>	Schmidt Pop-up Valve with Hollow Shaft - Large, Low Pressure Application

5

### Standard Pop-Up Valves and Seating Rings



- Suit standard blast machines
- Small valve suits small 'Mitey Mite' blast machines

Part Number	Description	Shaft OD		Head OD	
		(inch)	(mm)	(inch)	(mm)
<b>BA P2</b>	Pop-Up Valve and Shaft – Large	3/4	20	5 1/8	130
<b>BA PX2</b>	Pop-Up Valve with External Sleeve – Large	2 3/8	60	5 1/8	130
<b>BA P5</b>	Seating Ring – Large	5 1/4*	133*	3/4†	19†
<b>BA PM2</b>	Mitey Mite Pop-Up Valve and Shaft – Small	5/16	8	2 3/8	60
<b>BA PM5</b>	Mitey Mite Seating Ring – Small	2 1/2*	64*	3/8†	10†

\* OD sizes † Section sizes

### HALOK™ Kit and Seal for Bulk Pot



- The HALOK ensures that the swing bolts remain in the receiving lugs until all five of the cam action handles are disengaged

Part Number	Description
<b>BA 840600094A</b>	HALOK Interlock Closure Safety System Assembly

### BlastOne GSV Grit Suppression Valve



- Installed inside blast machine – fitted in-line to the internal pop-up valve piping
- Unique one-way valve design to prevent back-flow of dust and abrasive
- Reduces possible wear on the underside of pop-up valves
- Reduces the likelihood of abrasive entering the remote control valves



Part Number	Description
<b>BA 2497706</b>	Grit Suppression Valve for Pop-Up Riser
<b>BA 8408000128</b>	Bulk Conversion Kit – Changing GSV to Y-Strainer

Pop-Up Umbrella Spider Plate



- Sits above pop-up valve
- Used with hoppers
- Allows valve to pop-up easily when a head of abrasive is stored above the blast machine
- Used in auto loading applications such as in blast rooms, recovery systems, etc

Part Number	Description
<b>BA PSP18</b>	Pop-Up Umbrella Spider Plate – 18” (457 mm) Medium
<b>BA PSP24</b>	Pop-Up Umbrella Spider Plate – 24” (610 mm) Large
<b>BA PSP36</b>	Pop-Up Umbrella Spider Plate – 36” (914 mm) Extra Large

Screens and Lids for Blast Machines

5



- Screen sieves foreign matter out of the abrasive – hole size 1/8” (3 mm)
- Lid keeps moisture – rain, dew, etc – out of blast machine
- Additional fine mesh screen Insert available as option when using sodium bicarbonate media – hole size 1/16” (1.5 mm)

Part Number	Description
<b>BM 5012010</b>	Lid and Screen Set for 12” Diameter Machine
<b>BM 5010010</b>	Lid for 12” Diameter Machine
<b>BM 5011010</b>	Screen for 12” Diameter Machine
<b>BM 501101F</b>	Fine Mesh Insert for 12” Screen
<b>BM 5012030</b>	Lid and Screen Set for 18” Diameter Machine
<b>BM 5010030</b>	Lid for 18” Diameter Machine
<b>BM 5011030</b>	Screen for 18” Diameter Machine
<b>BM 501103F</b>	Fine Mesh Insert for 18” Screen
<b>BM 5012060</b>	Lid and Screen Set for 24” Diameter Machine
<b>BM 5010060</b>	Lid for 24” Diameter Machine
<b>BM 5011060</b>	Screen for 24” Diameter Machine
<b>BM 501106F</b>	Fine Mesh Insert for 24” Screen
<b>Miscellaneous Lid and Screen Sets</b>	
<b>BM 5012000</b>	Lid and Screen Set for 10” Diameter Machine
<b>BM 5012014</b>	Lid and Screen Set for 14” Diameter Machine
<b>BM 5012016</b>	Lid and Screen Set for 16” Diameter Machine
<b>BM 5012040</b>	Lid and Screen Set for 20” Diameter Machine
<b>BM 5012200</b>	Lid and Screen Set for 36” Diameter Machine


Bag Breaker Accessory



- Sits on blast machine
- Includes screen
- Simplifies opening small bags of abrasive

Part Number	Description
<b>BM 5011BB6</b>	Bag Breaker Accessory – 24” (610 mm) Large
<b>BM 5011BB3</b>	Bag Breaker Accessory – 18” (457 mm) Medium
<b>BM 5011BB1</b>	Bag Breaker Accessory – 12” (305 mm) Small

### Blast Pot Lid for Blastroom



- Specially designed for blast room applications
- Comes with abrasive inlet hole, exhaust hole, and handles
- Note: J-Bolts and matching nuts are required to secure lid to pot

Part Number	Description
<b>BM BRL24BIS</b>	Clamp-down Lid for 24" Blast Pot (6.5 & 10 CF pots)

### Blast Pot Vacuum Transfer Extender



- Vacuum loading your blast pot allows you to store more abrasive above your blast pot ready for fast refill when the pot runs out

Part Number	Description
<b>BA BPE24</b>	Blast Pot Extender / Drop Out Cyclone for 24" Blast Pot

5

### Water Ring Wet Blasting Attachment



- Reduces dust during blast cleaning
- Fits over the end of a standard blast nozzle
- Does not include blast nozzle shown in photograph
- Connects to low-pressure water supply
- Includes: water jacket with thumbscrews, flexible water whip hose and shut-off valve

Part Number	Description
<b>BN WB1</b>	Water Ring Attachment (does not include Blast Nozzle)
<b>BN WB1H0</b>	Spare Part: Water Ring body only

### Water Injection HP Wet Blasting Attachment



- Injection head screws between nozzle and holder
- Injects water internally into the abrasive – air stream
- Includes needle valve to optimize mixture
- Requires high-pressure water pump – not included
- 500-1000psi, 2-4GPM [8-16LPM] flow

Part Number	Description
<b>BN WBHP</b>	Water Injection Head (does not include blast nozzle)

**Looking to Wet Blast?**  
Also see Mist Blasting Equipment on page 84.



## 'WIN' Water Induction Tungsten Carbide Blast Nozzle



- 50 mm (2" UNC) Contractor thread – 32 mm (1 1/4" NPSM) fine thread also available
- Refer to the main nozzle section starting on page 116 for correct nozzle thread identification
- 1" (25 mm) standard throat entry, double venturi
- Tungsten carbide liner, aluminum jacket and thread
- Adds water before the abrasive leaves the nozzle for effective and efficient dust suppression
- Much lower water consumption than a water ring or water spray attachment
- Connects to low-pressure water supply
- Includes short, water whip hose and control valve

**Note:** A flashrust inhibitor injection system is available. Contact BlastOne for details.

WEARLIFE INDICATOR ★★★★★

Part Number	Description	Nozzle Length	
		(inch)	(mm)
<b>BN WIN4 ( )</b>	Water Induction TC Blast Nozzle 1/4" (6.4 mm) Orifice	5 3/4	145
<b>BN WIN5 ( )</b>	Water Induction TC Blast Nozzle 5/16" (8.0 mm) Orifice	6 1/4	160
<b>BN WIN6 ( )</b>	Water Induction TC Blast Nozzle 3/8" (9.5 mm) Orifice	6 3/4	170
<b>BN WIN7 ( )</b>	Water Induction TC Blast Nozzle 7/16" (11 mm) Orifice	8 1/4	210
<b>BN WIN8 ( )</b>	Water Induction TC Blast Nozzle 1/2" (12.7 mm) Orifice	9	230

## Rust Inhibitor Chemical Concentrate



- 'Holds the blast' to allow primer to be applied
- Added in low concentration (2-10%) to the 'blast water' to prevent flash rusting
- Check coating compatibility prior to use
- Ideal for use when wet abrasive blasting ferrous substrates
- Common mix ration is 50:1
- 32 Drums come per standard pallet

Part Number	Description
<b>CH RUSTEX</b>	Rust Inhibitor – 5 US Gallon (20 Liter) Drum

## Chlor-Rid Soluble Surface Salt Remover Chemical



- Removes soluble salts from the surface
- Unique formulation reacts with chloride ions on surfaces and makes them inert
- 'Chlor-Rid' is typically used as part of the surface preparation process prior to application of coatings
- 'Chlor-Wash' is typically used as a maintenance wash to control build-up of salt (reduces the rate of corrosion).
- Use in conjunction with wetblast system or pressure cleaner (waterblaster)

Part Number	Description
<b>CH E132C</b>	Chlor-Rid – 5 US Gallon (20 Liter) Drum
<b>CH E132D</b>	Chlor-Rid – 55 US Gallon (205 Liter) Drum
<b>CH E140C</b>	Chlor-Wash – 5 US Gallon (20 Liter) Drum
<b>CH E140D</b>	Chlor-Wash – 55 US Gallon (205 Liter) Drum



To test for soluble salt contamination on a surface, refer to 'Inspection Instruments for Coatings' on page 331 – Chlor Test Kits and other methods

## Hazardous Area Lighting

### SafeLite™ S50 Explosion Proof Hand Lamp



- Portable, shock resistant, incandescent hand light for lighting areas while abrasive blasting or painting
- Commonly mounted in string light configuration (i.e. 5 or 10 light mounted on 1 primary power cord)
- Approved to UL Class I, Division I, Group C & D
- Rain tight and weatherproof
- Shock-resistant tempered glass
- Includes non-sparking aluminum guard
- 120V / 240V, 100 Watt light is standard. Low voltage light (12V DC) is also available upon request
- Specify length of power cable required
- Optional compact fluorescent bulb available upon request

Talk to BlastOne about other configurations

Part Number	Description
<b>BA BLS50</b>	SafeLite S50 75W Compact Fluorescent Hand Lamp UL Explosion Proof 120V, 100' cable
<b>BA BLS50B</b>	SafeLite S50 75W Compact Fluorescent Hand Lamp UL Explosion Proof 120V, no cable
<b>BA BLS5012V</b>	SafeLite S50 75W Compact Fluorescent Hand Lamp UL Explosion Proof 12V, 100' Cable
<b>BA BLS501075</b>	SafeLite S50 75W Replacement Coated Fluorescent Bulb

5

### SafeLite™ S100 Explosion Proof Floodlight



- Compact, portable floodlight
- Ideal for use while abrasive blasting or painting in confined spaces, scaffolds, etc
- Height – approx. 16" (41 cm)
- Approved to UL Class I, Division I, Group D & G
- 120V / 240V, 300 Watt incandescent multi-directional light is standard
- Complete kit includes 100ft (30 m) of HD power cable and non-hazardous plug

Talk to BlastOne about other configurations

Part Number	Description
<b>BA BLS100P</b>	SafeLite™ S100 Floodlight – Complete Kit

Brick and Brickette

5



BA BL9610A



BA BL2106



BA BL9610P



BA BL9610KN



BA BL9610AF



BA BL9610TPD

- LED explosion proof mountable area light
- Approved for: Class 1, Div 1 & 2; Groups C & D
- Suitable for wet location use
- LEDs color: ~6000K, CRI >70
- Weight: 10 lbs (light head only)



Part Number	Description
<b>BA BL9610A</b>	Brick LED Explosion Proof Blast Light, with 100' Cable (only lighthouse and cable are explosion proof)
<b>BA BL9610A200</b>	Brick LED Explosion Proof Blast Light, with 200' Cable (only lighthouse and cable are explosion proof)
<b>BA BL9610C</b>	Brick LED Explosion Proof Blast Light, with 100' Cable (complete system is explosion proof)
<b>BA BL9610C200</b>	Brick LED Explosion Proof Blast Light, with 200' Cable (complete system is explosion proof)

Part Number	Description
<b>BA BL2106A</b>	Brickette LED Explosion Proof Blast Light, with 100' Cable (only lighthouse and cable are explosion proof)
<b>BA BL2106A200</b>	Brickette LED Explosion Proof Blast Light, with 200' Cable (only lighthouse and cable are explosion proof)
<b>BA BL2106C</b>	Brickette LED Explosion Proof Blast Light, with 100' Cable (complete system is explosion proof)
<b>BA BL2106C200</b>	Brickette LED Explosion Proof Blast Light, with 200' Cable (complete system is explosion proof)

Part Number	Description
<b>BA BL9610P</b>	Magnetic Puck Mount for Brick LED Light

Part Number	Description
<b>BA BL9610KN</b>	Magnetic Knuckle Mount for Brick LED Light

Part Number	Description
<b>BA BL9610AF</b>	A-Frame for Brick LED Light

Part Number	Description
<b>BA BL9610TPD</b>	Tripod Mount for Brick LED Light - Note: requires Magnetic Knuckle Mount BA BL9610KN (shown above)

Part Number	Description
<b>BA BL9610BAG</b>	Overspray Protection Bag for Brick LED Light (pack 50)
<b>BA BL9610BS</b>	Blast Shield for Brick LED Light (each)
<b>BA BL9610TAG</b>	Anti-Glare Roll Top Diffuser for Brick LED Light
<b>BA BL9610TC</b>	Clear Roll Top Diffuser for Brick LED Light

## Safety Fluorescent Lighting System



- Ideal for smaller tanks and other dimly lit locations
  - Standard 32 Volt power supply step-down transformer for extra safety
  - Robust protective casing
    - Optional explosion proof versions available
- Please contact BlastOne for other models and technical details

Part Number	Description
<b>BA BLBB600</b>	Burn Brite Safety Light AUSEx nR IIC T5 IP66 Zone 2, 36W, w/32V Non-Haz Transformer, 20 m Cable
<b>BA BLBB600A</b>	Burn Brite Safety Light Bare Luminaire Ex nR IIC T5 IP68
<b>BA BLBB600H</b>	Burn Brite Safety Light Handle Only
<b>BA BLBB6GL</b>	Burn Brite Safety Light 36W PL Replacement Globe
<b>BA BLBBTR1</b>	Burn Brite Transformer Single Outlet 32v 50va, Non Hazardous Rated
<b>BA BLBBTR2</b>	Burn Brite Transformer Dual Outlet 32v 100va, Non Hazardous Rated

5

## Air Powered Lighting Systems



- Class 1, Zone 1 (AUS) rated, explosion proof lighting
- Powered by internal air-turbine generator
- No electrical cables – requires special static conductive air hose
- Safe for use in potentially explosive atmospheres

Contact BlastOne for further information

Part Number	Description
<b>BA BLA250</b>	Air Powered Light Kit, 250 Watt (shown with optional tripod)
<b>BA BLAHG</b>	Replacement Tungsten Halogen Bulb
<b>BA BLALG</b>	Replacement Glass Lens
<b>BA BLATR</b>	Telescopic Tripod

## SafeLite™ S10 LED Hard Hat Light



- Intrinsically safe for use in hazardous atmospheres, i.e. spray painting in confined spaces
- Approved to UL Class 1, Division 1, Groups A, B, C, D
- One super high lux LED provides up to 11 hours of run time
- Push-button switch provides easy operation when wearing heavy gloves
- Impact and water resistant
  - Requires three "AA" alkaline batteries
- Includes both elastic head strap and rubber hard hat strap

Part Number	Description
<b>BA BLHHL</b>	SafeLite™ S10 LED Hard Hat Light

## Pelican Light



- Rechargeable safety LED Worklight with Mast, IECEx ic IIC T4 Gc, Zone 2, 1500 Lumen, 5 Hour, IP54

Part Number	Description
<b>BA SLPL35EP</b>	Portable Safe-Light, 1500 LED, BP, XHD



Products on these two pages are shown for illustrative purposes only and the supplied product may depend on local availability. It is important to determine applicable ratings and fitness of product for use. Check with your local authority before using.



Low Voltage Blast Lights



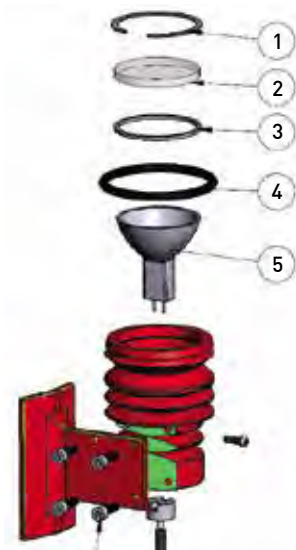
- Aluminum blast light straps to the blast hose
- Low voltage 12 v operation for operator safety
- Ideal for blasting in tanks, ship hulls, and other non-flammable locations
- Complete light includes 75 ft (24 m) cable, converter from 120v to 12v, and wall plug
- Explosion proof blast light available upon request



Part Number	Description
<b>BA BL3070</b>	Brite-Blast Blast Light Complete with 120 v to 12 v Converter and 75' Cable with Wall Plug
<b>BA BL3070-150</b>	Brite-Blast Blast Light Complete with 120 v to 12 v Converter and 150' Cable with Wall Plug



Part Number	Description
<b>BA BL3070L</b>	Brite-Blast Blast Light with 10' Bare Whip



If you want to run light off battery, use the BA BL3070L, and use the below components:

No.	Description	Part Number
<b>1</b>	Replacement Lens Retaining Clip for 3070 Brite-Blast Blast Light	<b>BABL3001</b>
<b>2</b>	Replacement Lens for 3070 Brite-Blast Blast Light	<b>BABL3003</b>
<b>3</b>	Replacement Gasket for 3070 Brite-Blast Blast Light	<b>BABL3005</b>
<b>4</b>	Outer Rubber O-Ring for 3070 Brite-Blast Blast Light	<b>BABL3007</b>
<b>5</b>	Replacement Bulb for 3070 Brite-Blast Blast Light - AU/NZ	<b>BABL1003</b>
<b>5a</b>	Replacement Bulb for 3070 Brite-Blast Blast Light - USA	<b>BABL1006 HAL</b>

## 3475 Polyurethane-Wrapped Aluminum Blast Light



- Very long lasting – the LED's will last 20x the life of a halogen globe
- 1200 lumens light output
- Voltage range - 120 v AC or 12-28 v AC/DC
- Can be hose mounted or hand-held
- Note: These lights can be repaired but require sending them to factory



Part Number	Description
<b>BA BL3475A</b>	LED Blast Light 3475 with 10' Cable and 2 Pin Plug
<b>BA BL3475100</b>	LED Blast Light 3475 with 100' Cable, Transformer and 2 Pin Plug
<b>BA BL3475150</b>	LED Blast Light 3475 with 150' Cable, Transformer and 2 Pin Plug
<b>BA BL3475200</b>	LED Blast Light 3475 with 200' Cable, Transformer and 2 Pin Plug
<b>BA BL3475250</b>	LED Blast Light 3475 with 250' Cable, Transformer and 2 Pin Plug
<b>BA BL3475300</b>	LED Blast Light 3475 with 300' Cable, Transformer and 2 Pin Plug



Part Number	Description
<b>BA BL3475-BAT100</b>	LED Blast Light 3475, 12-28 v, 100' Cable with Alligator Clips for Battery Power Supply



Part Number	Description
<b>BA BL3475CLENLSPK</b>	Pack of 12 INNER Lenses and 48 Screws for 3475 LED Light
<b>BA BL3609</b>	Pack of 12 OUTER Lenses for 3400 Series Light

5

RPB Nova 3 L4 Blast Light




- LED's to achieve up to 650 Lumens of light output
- 5 unique light settings so the user can choose what is suitable for the application
- Long lasting rechargeable Li-ion battery

Part Number	Description
<b>HL BLL49502</b>	Nova3 L4 LED Helmet Light, 4 Hour Battery, USA
<b>HL BLL49502G</b>	NOVA3 L4 LED Helmet Light, 4 Hour Battery, AU/NZ

5

No.	Description	Part Number
1	RPB L4 AC Power Cable for L4 Blast-Light	<b>HL BLL49525</b>
2	RPB L4 Battery Pack to Light Replacement Cable	<b>HL BLL49524</b>
3	RPB L4 Fastening Clip	<b>HL BLL49520</b>
4	RPB Waist Belt	<b>HL NV2022</b>
5	RPB L4 4-hr Battery Pack	<b>HL BLL495322</b>
6	RPB L4 Replacement Lens	<b>HL BLL49522</b>
7	RPB L4 Replacement Light Unit	<b>HL BLL49510</b>
8	RPB L4 Power Cable for L4 Blast Light (connects to part #1 to create complete charger unit)	<b>AP CMB9021</b>
9	RPB Clamp for Breathing Air Hose (holds cable to hose)	<b>HA T100122</b>



### 3500 Field Repairable Blast Light



- Very long lasting – the LED's will last 20x the life of a halogen globe
- Light, cast aluminum body
- 295 lumens light output
- Voltage range – 12-30 v DC
- Can be repaired on site, reduces down-time
- Hose mount accessory available (shown fitted)

Part Number	Description
<b>BA BL3500LED10P</b>	3500 LED Blast Light Assembly w/Connectors

### Blast Machine Tool Kit



- Essential tools and spares for blast machine 'in-the-field' repair
- Invaluable if your blast unit breaks down at a remote site location
- Standard kit includes shifters, nozzle pressure test kit, nozzle analyzer kit, screwdrivers, thread tape, riggers gloves, nozzle washers, coupling gaskets, lock pins, whipchecks, stilson, coupling screws, ear plugs, safety glasses, headsocks, face masks, wire brush, twinline fittings, brass air fittings, box cutter and flashlight

Part Number	Description
<b>BA KT01</b>	Complete Blast Machine Tool Kit

5

### Modular Abrasive Storage Hopper with Fork Pockets



- Designed to be able to effortlessly load on to- and demount from - the top of blast pot using a forklift
- If you are currently using small bags of abrasive (i.e. not bulk bags) to load blast pots this could be a great application for you to save your back strain!
- Much faster blast pot loading time as compared to loading with small bags
- Fill the hopper using a bulk bag within seconds
- 20 cubic feet capacity
- Comes with a removable lid – suitable for inside and outside applications

Part Number	Description
<b>BM RM20</b>	Modular Abrasive Storage Hopper with fork pockets

### Portable Bulk Bag Dispensers



- Allows operator to load a small blast pot out of a bulk bag
- Has a shut-off valve to allow a partial bulk bag to be emptied.
- Spike design is punched through the bottom of the bag
- Spout design uses a clamp to attach to a bulk bag that has a spout, allowing reuse of the bags

Part Number	Description
<b>GA FLEDEASY</b>	Portable bulk bag spout dispenser
<b>GA FLEDSPK</b>	Portable bulk bag spike dispenser



MSC Airline Filter Moisture Separator



- Installs at blast machine inlet
- 40 micron filter element
- Manual drain standard
- Optional autodrain accessory
- Female threaded ports
- Efficiency Limit is the maximum recommended airflow for productive blasting with acceptable pressure loss tolerance. If the air requirements are above the efficiency limit for a unit – upsize and/or upgrade to another unit with adequate capacity

Part Number	Description	Efficiency Limit Airflow Rating
<b>AF MSC15M40</b>	½" (13 mm) Filter Moisture Separator	60 cfm
<b>AF MSC25M40</b>	1" (25 mm) Filter Moisture Separator	120 cfm
<b>AF MSC40M40</b>	1 ½" (38 mm) Filter Moisture Separator	180 cfm
<b>AF MSC65M40</b>	2 ½" (65 mm) Filter Moisture Separator	350 cfm
<b>AF MSCAD</b>	Autodrain Assembly (suits all sizes MSC separators)	

5

MSS Airline Filter Moisture Separator



- Installs at blast machine inlet
- 5 micron bronze filter element
- Manual drain standard
- Optional autodrain accessory
- Female threaded ports
- Efficiency Limit is the maximum recommended airflow for productive blasting with acceptable pressure loss tolerance. If the air requirements are above the efficiency limit for a unit – upsize and/or upgrade to another unit with adequate capacity

Part Number	Description	Efficiency Limit Airflow Rating
<b>AF MSS15M05</b>	½" (13 mm) Filter Moisture Separator	60 cfm
<b>AF MSS25M05</b>	1" (25 mm) Filter Moisture Separator	100 cfm
<b>AF MSS40M05</b>	1 ½" (38 mm) Filter Moisture Separator	275 cfm
<b>AF MSS50M05</b>	2" (50 mm) Filter Moisture Separator (shown)	440 cfm
<b>AF MSSAD44</b>	Autodrain Assembly (suits ½" and 1" sized MSS separators)	
<b>AF MSSAD34</b>	Autodrain Assembly (suits 1 ½" and 2" sized MSS separators)	

**Did you know... you can blast up to 15% FASTER with dry air?**

Water in your compressed air? It is a problem. It gets into your pot and causes the abrasive to stop flowing properly; it goes through the blast nozzle and causes flash rusting. By removing the moisture you can eliminate these problems AND you can blast up to 15% faster.

Why? Moisture adds weight to the air and reduces the energy available for carrying abrasive at maximum velocity. Use a high efficiency moisture separator (see next page) and an AirPrep System (see page 26) – you'll be amazed at the boost in productivity!

## HI FLOW Inlet Airline Moisture Separator



- Installed at blast machine inlet for final stage moisture droplet removal before air enters blast machine
  - Tangential flow and elementless design
  - Minimal pressure loss for peak blasting productivity
  - Supplied with manual drain valve
  - Optional autodrain accessory available
  - Male threaded inlet and outlet ports
  - Inlet fitting or ball valve not supplied – order separately
  - Efficiency Limit is the maximum recommended airflow for productive blasting with acceptable pressure loss tolerance. If the air requirements are above the efficiency limit for a unit – upsize and or upgrade to another unit with adequate capacity
- \* Includes internal stainless steel coalescer



Part Number	Description	Efficiency Limit Airflow Rating
<b>AF MSH250</b>	1 ¼" (32 mm) Hi-Flow Moisture Separator	300 cfm
<b>AF MSH400</b>	1 ½" (38 mm) Hi-Flow Moisture Separator*	450 cfm

5

## High Volume Airline Moisture Separator



- Connected in-line close to blast machine
- Expansion flow-chamber design with internal stainless steel coalescer
- Highly effective moisture droplet removal for peak productive blasting with minimal pressure loss
- Supplied with manual drain valve
- Stand Mount - 3 legged unit without wheels and handle
- Portable - includes axle, wheels and handle
- Air fittings not included – specify and order separately
- Inlet size 2" (50 mm) female thread
- Outlet sizes: – 2" (50 mm) female thread – 1" (25 mm) female thread – plugged (top outlet)
- Efficiency Limit is the maximum recommended airflow for productive blasting with acceptable pressure loss tolerance. If the air requirements are above the efficiency limit for a unit – upsize and or upgrade to another unit with adequate capacity



Part Number	Description	Efficiency Limit Airflow Rating
<b>AF MSH800</b>	2" (50 mm) Moisture Separator – Stand Mount	800 cfm
<b>AF MSH800P</b>	2" (50 mm) Moisture Separator – Portable	800 cfm
<b>AF MSH1600</b>	2" (50 mm) Moisture Separator – Stand Mount	1600 cfm
<b>AF MSH1600P</b>	2" (50 mm) Moisture Separator – Portable	1600 cfm

## Schmidt AirPrep Moisture Removal System



- Moisture removal system connects between the compressor and the blast machine(s)
- Site rugged, compact skid frame construction
- Cools the air and removes moisture with almost no drop in pressure
- Essential component of any high performance blast system
- 150 psi rated
- Increases productivity and minimizes downtime
- Reduces abrasive consumption (and disposal costs)

Also see page 26

Please contact BlastOne for larger units

Part Number	Description
<b>AC S250</b>	AirPrep 250 cfm Moisture Removal System
<b>AC S400</b>	AirPrep 400 cfm Moisture Removal System
<b>AC S750</b>	AirPrep 750 cfm Moisture Removal System
<b>AC S950</b>	AirPrep 950 cfm Moisture Removal System
<b>AC S1200</b>	AirPrep 1200 cfm Moisture Removal System
<b>ACS1600</b>	AirPrep 1600 cfm Moisture Removal System

5

## Schmidt AirPrep Deliquescent Dryer Systems



- Moisture removal system connects between the compressor and the blast machine(s)
- Site rugged, compact skid frame construction
- Deliquescent assisted AirPreps are maximum performance systems for maximum air treatment
- Hot-dip galvanized to prevent internal rusting
- Bed of marbles on a steel grate improve life of deliquescent dramatically – this is something only Schmidt Deliquescent AirPreps offer
- Cools the air and removes moisture with almost no drop in pressure
- Essential component of any high performance blast system
- 150 psi rated
- Increases productivity and minimizes downtime
- Reduces abrasive consumption (and disposal costs)
- Standard dryer comes with a galvanized tank

Also see page 26

Please contact BlastOne for larger units

Part Number	Description
<b>AC SD250</b>	AirPrep 250 cfm Deliquescent Air Dryer
<b>AC SD400</b>	AirPrep 400 cfm Deliquescent Air Dryer
<b>AC SD750</b>	AirPrep 750 cfm Deliquescent Air Dryer
<b>AC SD950</b>	AirPrep 950 cfm Deliquescent Air Dryer
<b>AC SD1200</b>	AirPrep 1200 cfm Deliquescent Air Dryer
<b>AC SD1600</b>	AirPrep 1600 cfm Deliquescent Air Dryer

**Did you know... You can blast up to 15% FASTER with dry air?**  
See page 26 to find out why.

## Replacement Deliquescent



- Replacement Deliquescent beads to recharge dryer
- Available in 50lb (22.7kg) bags
- See section 1

Part Number	Description
<b>AC SDR50</b>	Deliquescent in 50 lbs Bag



RPB NOVA 3 AirFed Blast Helmet



- Unbreakable / durable / super protective helmet shell: high pressure injection moulded from engineering grade nylon. Built for harsh conditions
- Larger viewing window: provides optimum downward vision and maximum peripheral vision, because safety is important
- Large glove-sized latch: tough, easy to locate
- Comfort fit padding system: moulded side pads encase the ears
- Meets Australian Standards Requirement with its unique airflow indicator

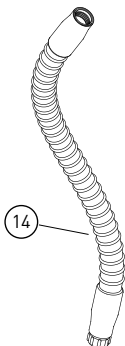
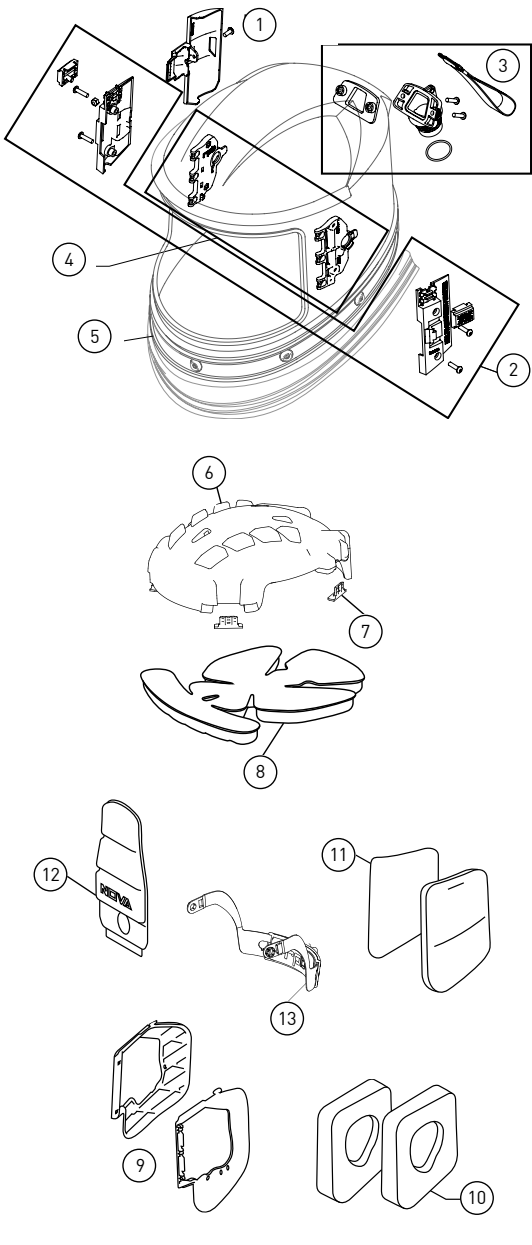


Part Number	Description
<b>HL NV370350</b>	Nova 3 Helmet with Cool Air Tube and 28" Nylon Cape (USA)
<b>HL NV370350R</b>	Nova 3 Helmet with Cool Air Tube and 28" Hi-Viz Nylon Cape (AUS/NZ)

Parts Breakdown

No.	Description	Part Number
1	Visor Hinge Lock	<b>HL NV37272</b>
2	Visor Latch Mount Kit – Includes: Latch Mount, Hinge Mount, Covers	<b>HL NV37278</b>
3	Air Inlet Kit – Includes: Air Inlet, O-Ring, Back Plate, Hanging Strap	<b>HL NV3729</b>
4	Padding Connectors (left & right)	<b>HL NV3730</b>
5	Cape Coverband	<b>HL NV3759</b>
6	Head Liner Kit – Includes: Head Liner, Head Liner Foam Padding, Head Liner Clips x4	<b>HL NV3734</b>
7	Head Liner Clips (Pack 4)	<b>HL NV37341</b>
8	Head Liner Padding	<b>HL NV3735</b>
9	Side Padding Frames (left & right)	<b>HL NV3731</b>
10a	Side Padding Foam - Standard	<b>HL NV3732A15</b>
10b	Side Padding Foam - Small Head/Thicker Pads	<b>HL NV3732A20</b>
10c	Side Padding Foam - Large Head/Thinner Pads	<b>HL NV3732A10</b>
11	Side Padding Covers (left & right) - (Pack 5)	<b>HL NV3733</b>
12	Neck Pad	<b>HL NV37351</b>
13	Adjustable Head Support	<b>HL NV37900</b>
14	Nova 3 Breathing Air Tube	<b>HL NV32021B</b>
	Nova 3 Hygiene Kit - Suit Small Head (inc 8,10,11,12)	<b>HL NV3736A20</b>
	Nova 3 Hygiene Kit - Suit Medium Head (inc 8,10,11,12)	<b>HL NV3736A15</b>
	Nova 3 Hygiene Kit - Suit Large Head Suit (inc 8,10,11,12)	<b>HL NV3736A10</b>
	Nova 3 Hygiene Kit - Suit Extra Large Head (inc 8,10,11,12)	<b>HL NV3736A05</b>

6



## RPB NOVA 3 AirFed Blast Helmet Replacement Capes

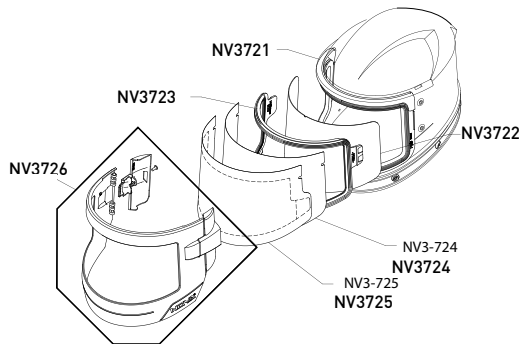


- Securely attached cape: the cape is secured with 8 snap fasteners, ensuring it won't drop off and is easy to replace.

Part Number	Description
HL NV2012	Inner Bib for Cape
HL NV3750	28" Nylon Cape
HL NV3751	38" Nylon Cape
HL NV3752	Leather Cape 28"
HL NV3753	Leather Cape 38" (Long)
HL NV3754	Nylon Blast Jacket Size XL
HL NV3755	Nylon Blast Jacket Size XXL

6

## RPB NOVA 3 AirFed Blast Helmet Lenses



- Tear-Off Lens System: for increased productivity.
- RPB's unique fit and save system is designed to ensure only one lens is removed at a time, guaranteed!
- See clearly, keep blasting

### Faceframe Replacement Parts

Part Number	Description
HL NV3721	Inner Gasket
HL NV3723	Inner Lens Frame
HL NV3726	Visor Kit - Includes: Visor with Hinge Pin and Latch, Hinge Lock



### 'Stay-Put' Outer Lens

Part Number	Description
HV NV3724	Outer Lenses (Pack 50; 10 packs per Box)

### Inner Lens

Part Number	Description
HV NV3722	Inner Lenses (Pack 10; 20 packs per Box)
HV NV3722T	Inner Lenses, Tinted (Pack 10; 20 packs per Box)

### Tear-Off Lenses

Part Number	Description
HV NV3725	Tear-Off Outer Lenses (Pack 50; 20 packs per Box)

### Cassette Lenses

Part Number	Description
HV NV3745	Cassette Lens System - Set of 5 Tear-Offs & 1 Outer (20 sets / box)

RPB NOVA 2000 AirFed Blast Helmet



- The 'industry standard' helmet
- Tough yet lightweight, quiet and comfortable
- Includes cape with inner collar
- Optional replacement leather cape
- Optional head size adjustment kits
- Safety Approvals:
  - AS/NZS 1716 – 2003 Approval No. 1974
  - CE 89/686/EWG EN271, 01/95 Approval No. 01 02 0001
  - NIOSH TYPE C AND CE CONTINUOUS FLOW Approval No. TC-19C-363 (NIOSH Approval on complete Helmet with breathing air hose and quick safety couplings)
- Meets ANSI Z89.1 Hard Hat Protection Standard and ANSI Z87.1 Eye Protection Standard
- Under test laboratory conditions, reports have noted a 20dB noise attenuation

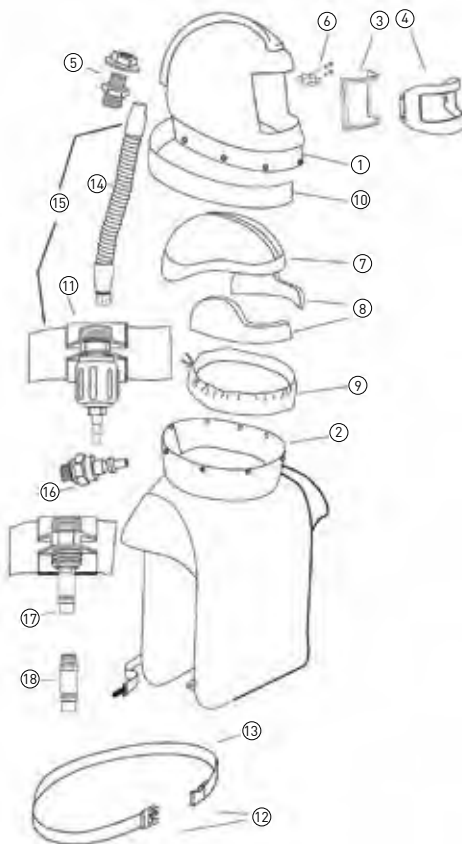
Part Number	Description
<b>HL NV2000HC</b>	Nova 2000 Helmet with Cool Air Tube and 28" Nylon Cape
<b>HL NV2000</b>	Nova 2000 Helmet with Air Control Valve and 28" Nylon Cape



6

Parts Breakdown

No.	Description	Part Number
1	Helmet Shell	HL NV2001
2a	Nylon Cape complete with Inner Bib	HL NV2002
2b	Leather Cape complete with Inner Bib	HL NV2002L
2c	Nylon Cape Extra Length	HL NV2002XL
3	Window Frame Gasket	HL NV2003
4	Visor with Hinge and Screws	HL NV2004
5	Air Inlet Assembly	HL NV2006/7
6	Visor Latch and Screws	HL NV2008
7	Polystyrene Helmet Liners; Sizes (S, M, L)	HL NV2009
8	Sidewings; Sizes (S, M, L)	HL NV2010
9	Inner Bib for Cape	HL NV2012
10	Cape cover band	HL NV2013
11	Flow Control Valve and Belt	HL NV2016
12	Buckles	HL NV2020
13	Belt with Buckles	HL NV2022
14	Breathing Air Tube	HL NV2021
15	Breathing Tube and Flow Control Assembly	HL NV2023



## RPB NOVA 2000 AirFed Blast Helmet Replacement Parts



- Nylon or leather capes – 8 stud attachments
- Securely attached cape: the cape is secured with 8 snap fasteners, ensuring it won't drop off and is easy to replace

Part Number	Description
HL NV2002	28" Nylon Cape
HL NV2002XL	38" Nylon Cape
HL NV2002L	28" Leather Cape
HL NV2002HBXL	Nylon Jacket / Hibernia Cape X-Large
HL NV2002HBXXL	Nylon Jacket / Hibernia Cape XX-Large
HL NV2002S0	28" Nylon Cape – Safety Orange
HL NV2002XLS0	38" Nylon Cape – Safety Orange
HL NV2012	Inner Collar
HL NV2013	Cape Cover Band

6

## RPB NOVA 2000 AirFed Blast Helmet Lenses



### 'Stay-Put' Outer Lens

- The standard lens for the Nova 2000. Either use as the outer lens, or as a secondary support lens behind the tear-off lens
- Use as a support lens, behind tear-off outer lens or as a single change outer lens
- Supplied with ScratchGard™ protective peel-off film

Part Number	Description
HV NV2031/50	StayPut Outer Lens (Pack 50; 10 packs per Box)



### 'Crystal Clear'™ Inner Lens

- Critical impact rated lens meets ANSI Z87.1 Standard
- Premium optical clarity
- Supplied with ScratchGard™ protective peel-off film
- Tinted inner lenses available to help reduce sun-glare

Part Number	Description
HV NV2018/10	Crystal Clear Inner Lens (Pack 10; 20 packs per Box)



### Tear-Off Lenses

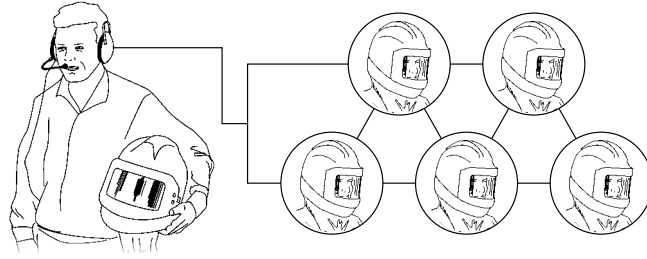
- Perforated visor with large 'pull-tab'
- Fit up to three lenses at once
- Use with a StayPut support lens for best results

Part Number	Description
HV NV2017/50	TearOff Outer Lens (Pack 50; 20 packs per Box)



RPB NovaTalk Upgrade System

- Enables direct communication with blast operator
- Improves safety – boosts worker morale
- Increases productivity and efficiency
- Enhances supervision assistance



RPB NovaTalk Nova 2000 Wireless Communication System

6



- Cableless communication system reduces the hassle of running cords, plugs jamming with abrasive etc.
  - ‘Static interference’ could occur
  - Supplied as A-TEX rated Intrinsically safe version or standard non-IS version
  - Each Nova Talk™ system includes one Helmet mounted headset with quick disconnect cable and ‘Push To Talk’ (PTT) switch with radio interface cable
  - Designed to suit intrinsically safe Motorola or similar brand radio (not included)
  - Can support an unlimited number of operators
  - Optional chest harness (shown) holds radio hand set and PTT Switch – worn under cape
  - Suits most Motorola Series ‘GP’, ‘HT’, ‘PRO’, ‘MTX’ and ‘PTX’ – **please ask BlastOne for more information**
- \* Add these kits to your Nova Helmet to incorporate a communication system

Part Number	Description
HL NV09900	Nova 2000 Nova Talk Non-Intrinsically Safe Headset System – includes Side Wing Pair, Cable and PTT
HL NV09911	Nova 2000 Nova Talk Non-Intrinsically Safe Headset – Includes Side Wing Pair and Cable (does not include PTT)
HL NV09912	Nova 2000 Nova Talk Non-Intrinsically Safe Headset Side Wing Pair Only (does not include cable or PTT Switch)

Part Number	Description
HL NV09800	Nova 2000 Nova Talk Intrinsically Safe Headset System – comes with side wings, speaker, microphone and short cable (Does not include PTT or cable to radio – purchase separately)



RPB Nova 3 NovaTalk System



- Wireless in helmet communication system
- Push-To-Talk mounted on belt clip with 360 degrees swivel button
- Noise cancelling microphone – provides clear communication
- Pillow foam passing
- Optional harness
- Compatible with most radio systems, including tow pin and multi-pin radio models
- Optional external RPB R-TEX high noise headset

Part Number	Description
HL NV09903	Nova 3 NovaTalk Non-Intrinsically Safe Headset System - includes Side Wing Pair, Cable and Press to Talk Button
HL NV09803	NovaTalk Intrinsically Safe Headset System - includes Side Wing Pair, Speaker, Microphone, Short Cable (does not include Push to Talk Button or Cable to Radio - purchase separately)

NovaTalk Wireless System Accessories



Part Number	Description
HL NV09813	Nova Talk Intrinsically Safe PTT – incl standard Motorola Cable – suits Nova 2000 and Nova 3. This PTT has a cable that connects to the OP CSNT800 or OP CSNT803 and the cable to the Motorola Radio. This has the Multi-Pin connector that looks the same as the OP CSNT931 shown below



Part Number	Description
HL NV09816	Nova Talk Intrinsically Safe Headset for Pot-Tender (Includes PTT Switch and standard Motorola cable) – suits Nova 2000 and Nova 3. This has the Multi-Pin connector that looks the same as the OP CSNT931 shown below



Part Number	Description
HL NV09913	Nova Talk Replacement Press to Talk Button, Suits Nova2000 And Nova 3 Non-Intrinsically Safe Systems



Part Number	Description
HL NV09903	Nova 3 Nova Talk Non-Intrinsically Safe Headset System – includes Side Wing Pair, Cable and PTT



Part Number	Description
HL NV09803	Nova Talk Intrinsically Safe Headset System – comes with side wings, speaker, microphone and short cable (Does not include PTT or cable to radio – purchase separately)



Part Number	Description
HL NV09915	Nova 3 Nova Talk R-TEX High Noise Headset
HL NV09916	Nova 3 Nova Talk R-TEX High noise Headset (Including PTT)



Part Number	Description
HL NV09814	Nova Talk Chest Harness, Suit Nova2000 and Nova 3

OP CSNT930



Part Number	Description
HL NV09930	NovaTalk Radio Connector Cable, Two Pin Motorola, Suit Nova 2000 and Nova 3 Nova Talk Systems

OP CSNT931



HL NV09931	NovaTalk Radio Connector Cable, Multi-Pin Motorola, Suit Nova 2000 and Nova 3 Nova Talk Systems
------------	---

OP CSNT932



HL NV09932	NovaTalk Radio Connector Cable, Multi Pin Motorola, Suit Nova 2000 and Nova 3 NovaTalk Systems
------------	--

OP CSNT933



HL NV09933	NovaTalk Radio Connector Cable, Two Pin Kenwood, Suit Nova 2000 and Nova 3 NovaTalk Systems
------------	---

OP CSNT934



HL NV09934	NovaTalk Radio Connector Cable, Multi-Pin Motorola, Suit Nova 2000 and Nova 3 NovaTalk Systems
------------	--

6

## BLD Gen VX Helmet




- New style BLD helmet
- Adjustable head harness suspension
- Includes cape and inner collar

Part Number	Description
<b>HL BGENVX</b>	BLD Gen VX Helmet with 28" Cape and Constant Flow Valve

### BLD Gen VX Replacement Parts and Lenses

Part Number	Description
<b>HV BGVXOL15</b>	Standard Outer Lens 15 mil (Pack 50)
<b>HV BGVXOL40</b>	Thick Outer Lens 40 mil (Pack 25)
<b>HV BGVXIL</b>	Inner Lens (Pack 25)
<b>HV BGVXLC</b>	Tear-Off Lens (Pack 25)
<b>HL B28VX</b>	28" Long Nylon Cape
<b>HL BPKVX</b>	38" Long Sleeve Parka
<b>HL BGVXCT</b>	Breathing Tube Connector Kit
<b>HL BGVXDMK</b>	Door Maintenance Kit



6

## BLD 88 Series Air Fed Helmet




- Includes cape with inner collar
- Adjustable head harness suspension
- Offset air entry port

Part Number	Description
<b>HL B88VX</b>	BLD 88 WideSpan Helmet with Air Control Valve

### BLD 88 Replacement Parts and Lenses

Part Number	Description
<b>HV B771020</b>	Standard Acetate Outer Lens 20 mil (Pack 50)
<b>HV B771040</b>	Thick Acetate Outer Lens 40 mil (Pack 25)
<b>HV B771B</b>	Acetate Inner Lens (Pack 25)
<b>HV B88VXLC</b>	Perforated Outer Lens (Pack 25)
<b>HV BPS51450</b>	Outer 5" x 14" Rectangle Lens (Pack 50)
<b>HV B77ID015</b>	Outer 5" x 14" Rectangle Lens (Pack 500)
<b>HL B88VXAK</b>	Oval Window Frame Kit
<b>HL B46VX</b>	28" Length Nylon Cape
<b>HL B13VX</b>	38" Length Nylon Cape
<b>HL B36VX</b>	Hibernia Cape
<b>HL B88CK</b>	Breathing Tube Connection Kit, Helmet End
<b>HL B88VXBT</b>	Breathing Air Tube Only



## RPB Z-Link Multi-Purpose Respirator



- The large viewing window enables you to operate with a widened perspective with exceptional downward and peripheral vision
- The Z-Link's padded head-liner and head suspension system provides comfort and balanced weight distribution, making it feel lighter as if there are no pressure points on your head.
- Fully adjustable and actually moves with your head, allowing you to work freely.
- Ideal if your job involves multiple applications like grinding, welding and painting
- Approved as a Hard Hat (ANSI Z89.1)
- Optional of an approved safety lens (ANSI Z87.1)

Part Number	Description
HA NVZ012	RPB Z-Link Respirator, with Tychem QC Face Seal and Flow Control Valve

### Replacement Parts and Lenses

Part Number	Description
HA NVZ515	Jaw Seal
HA Z16611	Visor Frame (Holds the lens)
HA TZ16520S	Side Padding Assembly inc Frames and Pads
HA Z520T	Head Dome Kit inc Liner, Harness and Ratchet
HA NVZ830	Breathing Tube for Supplied Air Set ups
HA PX404835	Breathing Tube to fit PX4 PAPR System
HA NVZ811	Z-Link Tear-off lens (Pack of 50)
HA Z16810	Z-Link Safety Lens - Anti Fog / Anti Scratch
HA Z16810IR5	Z-Link Safety Lens - IR Tinted Shade 5 Anti Scratch
HA Z16810ST	Z-Link Safety Lens - Smoke Tinted Anti Fog/Anti Scratch
HA Z16810YT	Z-Link Safety Lens - Yellow Tinted Anti Scratch/fog



### Replacement Capes and Face Seals

Part Number	Description
HA NVZ16711	Z-Link Zytec FR Face Seal
HA Z16712	Z-Link Tychem QC Face Seal - Standard
HA Z16722	Z-Link Tychem QC Shoulder Cape
HA Z16723	Z-Link Tychem SL Shoulder Cape
HA NVZ16721	Z-Link Zytec FR Shoulder Cape

### RPB Z-Link+ Welding Helmet

Part Number	Description
HA Z16670	Welding Visor with ADF lens for mounting on Z-Link
HA NVZ16673	Weld Visor Attachment Clip
HA NVZ16871	Auto Darkening Filter Lens
HA Z16672	Welding Lens Retainer
HA NVZ16872	Welding Impact Lens (Packet 10)
HA NVZ16873	Welding ADF Rear Lens (Packet 10)
HA NVZ16875	Magnifying Lens Holder Assembly
HV Z13721	Welding Magnifying Lens 1.0 (107 x 51 mm)
HV NV137215	Welding Magnifying Lens 1.5 (107 x 51 mm)
HV NV13722	Welding Magnifying Lens 2.0 (107 x 51 mm)
HV Z137225	Welding Magnifying Lens 2.5 (107 x 51 mm)



6

## RPB T-Link Multi-Purpose Respirator



- The Tyvek cover is securely attached to the helmet system ensuring it will never blow up off your head
- The Large viewing window enables you to operate with a widened perspective with exceptional downward and peripheral vision
- The soft, breathable inner-bib and extra tuck-in collar directs air down your body to aid cooling
- Option of an approved Hard Hat (ANSI Z89.1)
- Optional of an approved safety lens (ANSI Z87.1)

Part Number	Description
HA T1711112	T-Link Respirator with Bump Cap, Tychem QC Hood and Constant Flow Valve
HA T171112S	T-Link Respirator with Bump Cap and Safety Lense, Tychem QC Hood and Constant Flow Valve
HA T1711512S	T-Link Respirator with Bump Cap and Safety Lense, Tychem QC Hood and C40 Climate Control
HA T171113S	T-Link Respirator with Bump Cap and Safety Lense, Tychem SL Hood and Constant Flow Valve
HA T170112S	T-Link Respirator with Hard Hat and Safety Lense, Tychem QC Hood and Constant Flow Valve
HAT1701512S	T-Link Respirator with Hard Hat and Safety Lense, Tychem QC Hood and C40 Climate Control



### RPB T-Link Accessories

Part Number	Description
HA T17712S	Replacement Hood - Tychem QC with Safety Lens
HA Z520T	Head Dome Kit inc Liner, Harness and Ratchet
HA TZ16520S	Side Padding Assembly inc Frames and Pads
HA NVZ830	Breathing Tube for Supplied Air Set ups
HA PX404835	Breathing Tube to fit PX4 PAPR System

### RPB Z-Link / T-Link Accessories

Part Number	Description
HA ZL16901	Vision Link Light Kit
HA ZL16916	Replacement Light Lens with Screws
HA Z18533	RPB Z-Link Quiet-Link Earmuffs
HA ZL16922	Z-Link Communication System (Non IS) with Push to talk



## RPB Nova 1 Blast Helmets



- Large flat rectangular visor which can incorporate both glass and tear-off lenses
- **Available to European and Asia only**

Part Number	Description
<b>HL NV1000</b>	Nova 1 Helmet (Europe Only)
<b>HV NV02810</b>	Outer Lens (Pack 10)
<b>HV NV02811</b>	Inner Lens (Pack of 10)
<b>HV NV02816</b>	Tear-Off Lens (Pack 50)

## RPB Astro™ AirFed Helmet



- Lightweight and comfortable
- Nylon cape is standard – optional leather cape
- Flat lens for anti-glare
- **Available to European & Asia only**

Part Number	Description
<b>HL AST02801</b>	Astro AirFed Helmet with Climatiser Cool Tube
<b>HV AST02810</b>	Astro Inner Lens (Pack 10)
<b>HV AST02811</b>	Astro Outer Lens (Pack 50)
<b>HV AST02816</b>	Astro Tear-Off Outer Lens (Pack 50)
<b>HL AST02814</b>	Astro 28" (711 mm) Long Leather Cape



## RPB Z4 Welding and Grinding Helmet



- The Ultimate Helmet for those in the Welding and Grinding industry
- Is fitted with a large viewing window for when grinding, and easy-to-flip-down welding visor
- Compatible with RPB's Communication system and lighting system
- Boasts RPB's world first comfort padding.
- Approved safety lens (ANSI Z87.1)
- Lightweight helmet - only 28.4 ounces

Part Number	Description
<b>NK 1501021</b>	Z4 Welding Helmet with FR Shoulder Cape
<b>HA Z15878</b>	Z4 Safety/Grinding Lens (10 Pack)
<b>HA Z15812</b>	Z4 Welding Visor Assembly
<b>HA NZ15721</b>	Z4 FR Shoulder Cape
<b>HA Z15840</b>	Z4 Head Harness Assembly inc Ratchet
<b>HA Z15848</b>	Z4 Side Padding Assembly

6

## RPB T100 Airfed Painting Hood



- Ultra lightweight, comfortable spray hood
- No fit testing needed – accommodates glasses, prescription eyewear, etc.
- Inflatable inner collar provides snug, comfortable fit around neck to help maintain positive pressure inside hood
- For use in atmospheres not Immediately Dangerous to Life or Health (IDLH)



Part Number	Description
HA T1001S	T100 Tychem Respirator Package with Constant Flow Connector and Safety Lens
HA T1001	T100 Tychem Respirator Package with Constant Flow Connector
HA T100102	Spray Hood T100 Package with Flow Control
HA T100103	Spray Hood T100 Package with Cool Air Tube

6



### Replacement Parts for the RPB T100 Spray Hood

No.	Description	Part Number
1	Tychem QC Respirator Hood Only	HA T100110
2	Peel Off Lenses	HA T100123
3	Head Suspension Mount Only <i>(not shown)</i>	HA T100121
4	Hose Clamp for Breathing Tube	HA T100122
5	Optional Chin Strap <i>(not shown)</i>	HA T100926
6	Head Suspension Brow Pad <i>(not shown)</i>	HA T100924
7	Replacement Hard Hat <i>(not shown)</i>	HA T100126
8	Head Suspension Including Brow Pad	HA T100920

## RPB Z3 Welding Hood



- Air fed welding hood
- OCV ultra ADF filter with high optical clarity
- Adjustable air flow direction

Part Number	Description
NK 13101	RPB Z3 Welding Respirator – with Constant Flow Tube
NK 13062	ADF Ultra Filter for RPB Z3 Welding Respirator
NK 13061	ADF Plus Filter for RPB Z3 Welding Respirator
NK 13043	Sweat Band/Neck Pad for RPB Z3 Welding Respirator

## RPB Z100 Hood and Suit



- The metalworkers respirator
- Zytec thermal and flammable protection
- High velocity impact protection lens

Part Number	Description
HA Z100262S	Spray Hood Z100 with Safety Lens, Hard-Hat and Flow Control
HA Z100160S	Replacement Hood for Z100 with Safety Lens

## Spectrum™ Spray Painter Airline Regulator Mask



- Full face air fed respirator
- Includes mask with head straps, breathing tube, air control valve and belt

Part Number	Description
<b>HA BSPEC40L</b>	Spectrum Air Fed Respirator Mask with Air Control Valve
<b>HV BRLS</b>	Main Lens (Each)
<b>HA BBT100</b>	Replacement Breathing Tube with Air Control Valve
<b>HV BLC</b>	Peel-off Cover Lens (Pack 25)

Looking for cartridge respirator masks? Please refer to respirators and airline attachments – see page 236.

## RPB T150 Full Face Mask



- Full face air fed respirator
- Soft silicone / thermoplastic face seal
- Adjustable 6-point head harness
- Anti-Fog due to the airflow direction

Part Number	Description
<b>HA T150901C</b>	T150 Full Face Supplied Air Respirator with Nylon Head Suspension, Breathing Tube and Constant Flow Tube
<b>HA T150924</b>	T150 Tear Off Lenses (Pack 50)

## RPB PX4 AIR PAPR



- Ultra-efficient multi-speed German built fan
- Ergonomically designed - contouring to the operator's lower back
- Lightweight at just 2.5 lbs (1.13 kg)
- Surface or wall mountable charger - locks the battery in place
- Operates up to 13 hours on a single charge and has a quick test button to view the current battery charge
- CFM requirements vary from 6 to 8.4 depending on selected speed of 1-3
- Note: No climate control can be use in conjunction with the RPB PX4

Part Number	Description
<b>HA P3901G</b>	RPB PX4 PAPR Complete Unit with Standard Belt
<b>HA NVZPX43995</b>	PX4 A2 Organic Vapour P3 Particle Filter
<b>HA NVZPX43925</b>	PX4 Gas Filter Cover
<b>HA NVZPX43991</b>	PX4 Gas Cartridge Prefilter (pk of 10)
<b>HA PX403985</b>	PX4 High Efficiency Filter
<b>HA NVZPX43981</b>	PX4 Pre filter (Packet of 10)
<b>HA NVZPX43982</b>	PX4 Spark Arrestor
<b>HA NVZPX43955</b>	PX4 Battery
<b>HA NVZ07765</b>	PX4 2" Belt and Nylon Buckle
<b>HL BLL4PC</b>	AC Power Cable
<b>HA NVZ952</b>	24 Volt Power Supply with Power Cord

6



Breathing Air Quick Couplings

CEJN Approved Safety Breathing Air Quick Connects

- **Complies with international standards**
  - Unique 'double action' prevents accidental disconnection if coupling is 'snagged' during use
  - Available with hose tails, male and female threads
- Refer to page 161 for hose clamps



6



Adapter with Female Thread

Part Number	Description
<b>FB QCA5202</b>	CEJN Adapter with 1/4" BSP Female Thread
<b>FB QCA5402</b>	CEJN Adapter with 1/4" NPT Female Thread
<b>FB QCA5404</b>	CEJN Adapter with 3/8" NPT Female Thread

Coupling with Male Thread

Part Number	Description
<b>FB QCB1152</b>	CEJN Coupling with 1/4" BSP Male Thread
<b>FB QCB1154</b>	CEJN Coupling with 3/8" BSP Male Thread

Coupling with Hose Tail

Part Number	Description
<b>FB QCC1002</b>	CEJN Coupling with 1/4" Hose Tail
<b>FB QCC1003</b>	CEJN Coupling with 5/16" Hose Tail
<b>FB QCC1004</b>	CEJN Coupling with 3/8" Hose Tail
<b>FB QCC1005</b>	CEJN Coupling with 1/2" Hose Tail

Coupling with Female Thread

Part Number	Description
<b>FB QCD1402</b>	CEJN Coupling with 1/4" NPT Female Thread
<b>FB QCD1404</b>	CEJN Coupling with 3/8" NPT Female Thread

Adapter with Hose Tail

Part Number	Description
<b>FB QCE5002</b>	CEJN Adapter with 1/4" Hose Tail
<b>FB QCE5004</b>	CEJN Adapter with 3/8" Hose Tail
<b>FB QCE5005</b>	CEJN Adapter with 1/2" Hose Tail

Adapter with Male Thread

Part Number	Description
<b>FB QCF5452</b>	CEJN Adapter with 1/4" NPT Male Thread
<b>FB QCF5454</b>	CEJN Adapter with 3/8" NPT Male Thread

## Safety Breathing Air Quick Connects to suit RPB

- Single Action Quick Connects - USA Only

### Adapter with Female Thread

Part Number	Description
<b>FBQPA04</b>	RPB Adapter with 1/4" NPT Female Thread
<b>FBQPA06</b>	RPB Adapter with 3/8" NPT Female Thread



### Coupling with Male Thread

Part Number	Description
<b>FBQPB04</b>	RPB Coupling with 1/4" NPT Male Thread
<b>FBQPB06</b>	RPB Coupling with 3/8" NPT Male Thread



### Coupling with Hose Tail

Part Number	Description
<b>FBQPC04</b>	RPB Coupling with 1/4" Hose Tail
<b>FBQPC06</b>	RPB Coupling with 3/8" Hose Tail



### Coupling with Female Thread

Part Number	Description
<b>FBQPD04</b>	RPB Coupling with 1/4" NPT Female Thread
<b>FBQPD06</b>	RPB Coupling with 3/8" NPT Female Thread



### Adapter with Hose Tail

Part Number	Description
<b>FBQPE04</b>	RPB Adapter with 1/4" Hose Tail
<b>FBQPE06</b>	RPB Adapter with 3/8" Hose Tail



### Adapter with Male Thread

Part Number	Description
<b>FBQPF04</b>	RPB Adapter with 1/4" NPT Male Thread
<b>FBQPF06</b>	RPB Adapter with 3/8" NPT Male Thread



## RPB Breathing Air Supply Hose



- Non-toxic liner for breathing air use
- Complies with all International and NIOSH Standards
- Tough yellow wrap jacket with crisp external markings
- 3/8" (10 mm) ID bore

Part Number	Description
<b>AH B1050FQRPB</b>	Breathing Air Supply Hose with Safety Quick Connects – 50ft (15m) Coil
<b>AH B10100FQRPB</b>	Breathing Air Supply Hose with Safety Quick Connects – 100ft (30m) Coil

RPB C40 Climate Control Device



- Dual heat and cool tube, simply slide the lever
- Tough and durable design
- Cool incoming air up to 52°F (29°C)
- Heat incoming air up to 33°F (18°C)



Part Number	Description
HL CCD03501	C40 Climate Control Device
HL CCD3502	C40 Climate Control Device (CE safety fittings)
HL CCD3510	U Tube Assembly
HL CCD3526	Silencer Assembly
HL CCD3537	Silencers (Pair)
HL CCD3538	Nylon Belt

6

RPB Climatiser Climate Control Tubes



- Rugged, compact design with serviceable components
- 'Climatiser' cooling tubes will cool the air by as much as 50°F (30°C)
- Climatiser heating tubes will heat air by as much as 30°F (12°C)
- Includes belt and buckle
- Use with air fed helmets, hoods, vests
- Blue/black and red/black tubes have BSP thread to suit current style NOVA helmets
- Blue/red tube has GHT thread to suit BLD, APL and older style NOVA helmets
- Requires 30cfm to operate effectively

Part Number	Description
HL CCT4001	'Climatiser' Cooling Tube
HL CHT4020	'Climatiser' Heating Tube
HL CCT4002	'Climatiser' Cooling Tube (GHT thread)

AFC Air Conditioning Tubes



- 3 models available – Climate Control Tube / 'Clem-Cool' Air Conditioner / Cool Air Tube
- Includes belt and buckle
- Use with air fed helmets, hoods, vests
- Climate control tube – red tube – heat and cool air
- Clem-Cool air conditioner – blue tube – cooling air only

Part Number	Description
HL ACH2000C	AFC Climate Control Tube complete
HL AC1001C	AFC 'Clem-Cool' Air Conditioner complete
HL AC1000C	AFC Cool Air Tube complete


## BLD Air Conditioning Tubes



- Includes belt and buckle
- Adjustable air flow
- Use with airfed helmets, hoods, vests

Part Number	Description
<b>HL AC1000</b>	Cool Air Tube with Belt
<b>HL ACH2000</b>	Climate Control Tube with Belt
<b>HL AC1000CT</b>	Cool Climate Control Tube with Holster - Nylon

## DC70 Air Fed Cooling Vest



- Wear under blast suit (**See page 240**)
- Cools the wearer's upper body
- Ideal for hot weather work
- Lightweight, comfortable and easy to wear
- Use in conjunction with a DualCool DC50 Tube (see below)
- Can also run from a standard cool air tube with HA BC H1000 hose

Part Number	Description
<b>HA BDC70ML</b>	Air Fed Cooling Vest – Medium/Large
<b>HA BDC70XLXXL</b>	Air Fed Cooling Vest – X Large/XX Large
<b>HA BCH1000</b>	Air Supply Tube for Cooling Vest

## DC50 DualCool Air Tube



- Twin tube unit supplies air to both a cooling vest and a respirator hood or helmet
- Features separate temperature controls, includes HA BCH60 hose assembly
- Requires 50 cfm compressed air

Part Number	Description
<b>HA BDC50</b>	DC50 DualCool Tube Assembly with Belt

## Cool Pack Cooling Vests



- Velcro fastener vest with slip-in cool packs
- Wear under blast suit – cools the wearer's upper body
- Cool packs contain special HTF formula compound providing 4 hours effective cooling
- Store cool packs in freezer to regenerate
- Meets EN533 Standard requirements
- Flame retardant material

Part Number	Description
<b>HA BIS02</b>	IsoTherm Large Cool Vest with Cool-packs
<b>HA BIS02P</b>	IsoTherm Replacement Large Cool-packs
<b>HA BIS02V</b>	IsoTherm Replacement Large Vest

6

## RPB RADEX Free-standing Breathing Airline Filter



AP F3001 SHOWING WALL MOUNT OPTION

- DOES NOT remove carbon monoxide (CO)
- Removes oils, odors, moisture, dust
- High capacity, large cartridge for effective filtration
- Lightweight, site rugged, cast aluminum construction
- Can be either floor or wall mounted
- Includes inlet air hose connector
- AP F3001 supplied with one quick connect outlet fitting – order extra fitting if second outlet is required (**see page 225**)
- Filter cartridge has 7-stage operation
- Cast Aluminum construction



Part Number	Description
AP F3001	Breathing Airline Filter with Regulator, Two Outlet (1 x Coupling, 1 x Blank)
AP F3000	Breathing Airline Filter with Regulator, Six Outlets
AP F3002	Breathing Airline Filter, with One 3/8" Unregulated Outlet
AP F3017	APF O-Ring Kit
AP F3099	6-Outlet Retrofit Kit – includes Quick Connects (converts AP F3001 to AP F3000)
AP F300016	3/8" Regulator Repair Kit (suits two outlet unit)

AP F3001 SHOWN WITH OPTIONAL FITTING ON SECOND OUTLET



## Air Filter Cartridge for Radex and BLD Filters



- Corrosion resistant poly casing
  - Suits Radex and BLD breathing airline filters
- Manufacturer's Recommendation:**
- For maximum efficiency air filter cartridges must be changed every 3 months or 400 hours usage – whichever occurs first.
  - The cartridge should be changed immediately if:
    - User feels, smells or tastes contaminants or odors
    - Filter begins to pass moisture through outlets
    - Outlet pressure falls below 85 psi

Part Number	Description
AP F3100	Air Filter Cartridge (Each)



**HOW LONG HAS IT BEEN SINCE YOU CHECKED THE QUALITY OF YOUR BREATHING AIR?**

See the simple test procedure on page 234.

## BLD Breathing Airline Filter



- DOES NOT remove carbon monoxide (CO)
- High capacity, large cartridge for effective filtration
- Rugged, welded, painted steel construction
- Does not include double action quick connects – order separately (**see page 225**)
- Includes inlet air hose connector – ‘A’ type
- Filter cartridge used has 7-stage operation

Part Number	Description
<b>AP F6002</b>	BLD Breathing Airline Filter Complete, Two Regulated Outlets
<b>AP F6000</b>	BLD Breathing Airline Filter Complete, Six Regulated Outlets

## AFC Breathing Airline Filter



- DOES NOT remove carbon monoxide (CO)
- Cast metal body with bolted plastic base
- Includes inlet air hose connector
- Inset picture shows the old style AFC 80 with a built-in regulator – no longer available
- Does not include double action quick connects – order separately (**see page 225**)

Part Number	Description
<b>AP AFC20</b>	AFC-20 Air Filter, Single Outlet without Regulator
<b>AP AFC40</b>	AFC-40 Air Filter, Single Outlet with Regulator ( <i>not shown</i> )
<b>AP AFC80</b>	AFC-80 Air Filter, Four Outlets with Regulator
<b>AP AFC1008</b>	AFC Gasket and O-Ring Kit

## Air Filter Cartridge for AFC Series Filters



- Corrosion-resistant poly casing – supersedes metal casing cartridge
- Air flow direction indicator for correct installation

Part Number	Description
<b>AP AFC100</b>	Air Filter Cartridge (Each)

For Carbon Monoxide Detection, Monitor Alarm Packages and Accessories, please refer to the next page

**!** **Carbon monoxide (CO) is a lethally dangerous gas:** Being colorless and odourless it poses a serious risk to the user of an air supplied respirator because it will not be detected. Monitoring equipment is essential to safeguard the breathing air. Early symptoms of CO poisoning can include headache, dizziness, nausea, flu-like symptoms, chest pain, vomiting, abdominal pain, drowsiness, fainting, seizures, memory and walking problems.

RPB GX4 Gas Monitor



- GX4 monitor can monitor upto 4 different gasses simultaneously
- Monitor plugs straight into the breathing airline filter
- Unique data logging unit which tracks and records CO Levels and all alarms up to 2 years
- Replaceable gas detection cartridges last up to 2 years
- Cartridges cannot be calibrated but calibration checks should be performed monthly (see below for calibration kit)
- Can be wall mounted

Part Number	Description
AP CMB8401	GX4 Gas Monitor including 10ppm Carbon Monoxide Cartridge, Air Hose/Connection, and 120v Connection for USA
AP CMB840001AU	GX4 Gas Monitor including 10ppm Carbon Monoxide Cartridge, Air Hose/Connection, and AC Electric Adaptor and Cord for AU/NZ
AP CMB840001EU	GX4 Gas Monitor including 10ppm Carbon Monoxide Cartridge, Air Hose/Connection, and AC Electric Adaptor and Cord for EU
AP CMB840001UK	GX4 Gas Monitor including 10ppm Carbon Monoxide Cartridge, Air Hose/Connection, and AC Electric Adaptor and Cord for UK
AP CMB8411	GX4 Gas Monitor including 10ppm Carbon Monoxide Cartridge, Air Hose/Connection, and Battery Clips for 12v Electric Supply

Cartridges and Accessories

Part Number	Description
AP CMB842001	Carbon Monoxide Cartridge 10 ppm
AP CMB842002	Carbon Monoxide Cartridge 5 ppm
AP CMB842003	Hydrogen Sulfide Cartridge 10 ppm
AP CMB842004	Oxygen Cartridge 19.5% - 23.5%
AP CMB8424	Heavy Duty Field Case
AP CMB8435	Auxiliary Strobe Light with 50' (15m) Cable
AP CMB8436	Auxiliary Strobe Light and 114.7 Decibel Rated Alarm, with 50' (15m) Cable
AP CMB8434	Additional 50' cable for GX4, Bare end, Requires Cable Connection in a Junction Box

Calibration Check Kit and Gases

- Select the appropriate carbon monoxide concentration to suit the particular monitor being calibrated
- Control Zero Gas contains no carbon monoxide
- Small, lightweight and portable for on-site calibration

Please note: this product can NOT be air-freighted and is NON-REFILLABLE

Part Number	Description
AP CMBGX4CAL	RPB Calibration Kit with 1.5 SLPM Regulator and Initial Calibration Gas Cylinders for Carbon Monoxide and Zero Air
AP CMB8451	GX4 Calibration 1.5 SLPM Regulator (note - included in kit above)
AP CMG00	Calibration Gas Cylinder, Control Zero Air. Estimated yield is approximately 10 calibrations
AP CMG20	Calibration Gas Cylinder, 20PPM Carbon Monoxide Air. Estimated yield is approximately 10 calibrations
AP CMG30	Calibration Gas Cylinder, 20PPM Hydrogen Sulfide Air. Estimated yield is approximately 10 calibrations
AP CMG95	Calibration Gas – 95 ppm Carbon Monoxide.

6

### RPB RADEX Carbon Monoxide Monitor Alarm



- Old Style RPB CO Monitor
- Recommended replacement GX4 Gas Monitor - see page 230



Part Number	Description
<b>AP CMB8200</b>	Old Style RADEX Carbon Monoxide Monitor Alarm, 120v USA Connection
<b>AP CMB8233</b>	Remote Strobe Alarm Light with 50 ft (15 m) Cable

### Air Systems Carbon Monoxide Monitor Alarm



- The audible alarm (90dbA) and light will activate when the CO level exceeds 10ppm
- Operates on 9-volt batteries, 8-16 VDC, and/or 115 VAC
- Connector kit includes 1/4" Industrial Interchange coupling supplied with 5ft. hose
- Standard alarm jack allows for connection to remote alarm devices
- Standard version allows air pressures up to 150psi

6

Part Number	Description
<b>AP CMB2000</b>	CMB Carbon Monoxide Monitor Alarm
<b>AP CMB2500</b>	CMB Calibration Kit

### CMA Carbon Monoxide Monitor Alarm



- Old style CMA CO monitor
- Recommended replacement GX4 Gas Monitor - see page 226

Part Number	Description
<b>AP CMA1000</b>	CMA Carbon Monoxide Monitor Alarm
<b>AP CMA1002</b>	CMA Calibration Connector
<b>AP CMA1004</b>	CMA Calibration Kit

### Clemco Carbon Monoxide Monitor Alarm



- Old style CO monitor
- Recommended replacement GX4 Gas Monitor - see page 230

Part Number	Description
<b>AP CMC 7000</b>	Clemco Carbon Monoxide Monitor Alarm



## GUARDIAN Breathing Airline Filter Station



- Portable breathing air station with regulator
- 4 operators can use the one machine
- Four stage air purification system with carbon monoxide convertor and continuous final-stage carbon monoxide monitoring with digital readout
- Inbuilt carbon monoxide warning alarm light and siren
- Powered by two x 9 Volt batteries – included
- Optional 12 Volt external power lead
- 50 cfm capacity provides air filtration and monitoring for two operators using climate control tubes (or four operators using flow control valves)
- Fittings not included – order approved double action safety quick connects if required – see page 224
- Uses Control Zero Gas and 95 ppm CO Calibration Gas
- Easy, on-site calibration procedure
- Calibration Kit includes calibration tool, regulator, Zero Gas, 95 ppm calibration gas, connector and tubing
- **Filters must be changed every 3 months**



Part Number	Description
AP CMF5000	GUARDIAN Breathing Air Station Complete
AP CMF5500	GUARDIAN Calibration Kit
AP CMF5550	GUARDIAN Replacement Filter Kit
AP CMF5125	GUARDIAN 12v DC Battery Adaptor

**NOTE:** We offer other brands of Breathing Air Systems - inquire for quote.

## Air Systems - The Breather Box®



- A portable Grade-D breathing air filtration system
- Monitors for carbon monoxide with a 3 stage filtration system:
  1. First stage element filters bulk water and particulate and has an auto drain.
  2. Second stage coalescing filter eliminates atomized oils, mists, ultra-fine particulates, and has an auto drain.
  3. Third stage filter removes organic vapors and odors and has a manual drain.
- Filter change indicators are standard on all three stages of filtration. Filtration efficiency is 99.99% at .01 micron.
- Operates on disposable 9-volt batteries, 8-16 volt DC, or 115 VAC

Part Number	Description
AP CMBB30	30 CFM Breather Box Filtration System
AP CMBB50	50 CFM Breather Box Filtration System
AP CMBB50EC	115v AC Power Cord for 50 CFM Breather Box Filtration System
AP CMCBA50	Blast-Air Cart w/ APCMBB50 4-outlet Breather Box

## Free Air Supply Pump

- Compact, oil-less, breathing air supply compressor
- Unit is located in a clean-air environment to pump clean breathing air to the work environment
- Low pressure air for continuous-flow style airline hood or helmet i.e. not for normal pressure air fed helmets
- Use with V20 low pressure airline hose
- 10 cfm at 5psi output
- Electric single phase power supply
- Multiple outlet and air driven versions also available



### Small Free-Air Pump

Part Number	Description
<b>AP BEDP10</b>	BLD 1-2 Person Electric Free-Air Pump
<b>HA B15921</b>	Service Kit AP BEDP10, Filters and Pump Vanes
<b>HA BF2000</b>	FRIGITRON Cool Tube for Free Air Pumps



### Medium Free-Air Pump

Part Number	Description
<b>AP BEDP16</b>	2-3 Person Electric Free-Air Pump – Single Phase
<b>HA BF2000</b>	FRIGITRON Cool Tube for Free Air Pumps



### Large Free-Air Pump

Part Number	Description
<b>AP BEDP30</b>	4-6 Person Electric Free-Air Pump – Single or Three Phase
<b>HA BF2000</b>	FRIGITRON Cool Tube for Free Air Pumps



### Low Pressure Airline Hose

Part Number	Description
<b>AP BV2050</b>	Low Pressure Airline Hose ½" (12.5 mm) ID x 50ft Coil (15 metre)
<b>AP BV20100</b>	Low Pressure Airline Hose ½" (12.5 mm) ID x 100ft Coil (30 metre)

6

## Breathing Air Quality Test Kit



**Do you ever wonder:**

- Does the breathing air quality meet the OSHA 1910.134 or the ASNZS1715 Standards?
- How can we be sure?
- Is there a simple cost-effective way of checking?

**Easy as 1-2-3!**

- 1 Capture air samples on-site from your air supply using the compact, portable test kit (testing kit is available for rental or purchase)
- 2 Return the samples to BlastOne
- 3 Our express laboratory service will conduct a test analysis and issue a Certified Analysis Report

- All within a few days and at a very reasonable cost

Contact BlastOne for technical details and ordering information

**Standard Air Sample Analysis includes:**

- Oxygen (O<sub>2</sub>)
- Carbon Monoxide (CO)
- Carbon Dioxide (CO<sub>2</sub>)
- Methane (CH<sub>4</sub>)
- Total Gaseous Hydrocarbons
- Oil Mist and Particulates.

Part Number	Description
AP TRI 35	Champion 35 Compact, Portable Test Kit
AP TRI35M	Champion 35 Breathing Air Test Media
AP AIRTESTD	Grade D Air Test for Supplied Breathing Air

6

## Gas Detection Monitors



- Working in a potentially hazardous environment?
- Monitor for oxygen deficiency, toxic gas and combustible gas presence, with a gas detection instrument
- Units available to monitor :
  - Oxygen • Sulphur Dioxide • Carbon Monoxide
  - Chlorine • Carbon Dioxide • Methane • Hydrogen Sulphide
 and many other gases.

**Contact BlastOne for technical information**

Part Number	Description
AP GASX4	4-Gas Air Monitor - O <sub>2</sub> , LEL, CO & H <sub>2</sub> S



## Sundstrom Professional Series SR100 Half Mask Cartridge Respirator



- Comfortable fit
- Available in small-medium or medium-large size
- Low breathing resistance
- Purchase filter cartridges separately
- Other half mask versions available on request

Part Number	Description
<b>NK 304S</b>	Series SR100 Half Mask Respirator (cartridges extra) – S/M
<b>NK 304L</b>	Series SR100 Half Mask Respirator (cartridges extra) – M/L
<b>NK 408</b>	Series SR100 Half Mask "Professional" Respirator Kit – M/L including Storage box & Filters (ABE1 Filter and P3 particulate) (each)



7

## Sundstrom Professional Series SR200 Full Face Mask Cartridge Respirator



- Even better breathing protection than halfmask plus provides glass visor eye protection
- Purchase filter cartridges separately
- Peel off visors available

Part Number	Description
<b>NK 320G</b>	Series SR200 Full Face Mask Respirator – with Glass Visor
<b>NK 320P</b>	Series SR200 Full Face Mask Respirator – with Polycarbonate Visor
<b>NK 924</b>	Laminated Glass Main Visor
<b>NK 928</b>	Peel-Off Cover Visor (Pack 10)

## Sundstrom Disposable Respirator Masks



- Disposable 'cup-style' mask
- Latex free elastic head band
- Premium moulded design for a more comfortable fit
- Supplied in box packs
- Flat fold version individually wrapped

Part Number	Description
<b>NK 208</b>	Disposable P2 Dust Mask (Box 10) - AU/NZ
<b>NK 209</b>	Disposable P2 Dust Mask with Valve (Box 10) - AU/NZ
<b>NK 210</b>	Disposable P2 Dust Mask with Charcoal (Box 10) - AU/NZ
<b>NK 218</b>	Disposable Flat Fold P2 Dust Mask with Valve (Box 10) - AU/NZ
<b>NK 100</b>	Disposable Cone Dust Masks (Box 20) -USA
<b>NK 101</b>	Disposable Cone Dust Masks with Valve (Box 10) -USA

## Sundstrom Compressed Air Attachment



- Converts Sundstrom half mask and full face masks to compressed breathing air supply operation
- Includes connector plate with exhalation valve, breathing tube, regulator with bracket and belt
- Requires 15 cfm of compressed air

Part Number	Description
<b>NK 660</b>	SR-307 Sundstrom Compressed Air Attachment
<b>NK 948</b>	"Small Talk" Voice Amplifier <i>(not shown)</i>

## Disposable Hood for Sundstrom Half Mask Respirator



- Front port for filter cartridge
- Wide visor
- Protects head from overspray

Part Number	Description
<b>NK 934</b>	Disposable Hood – each
<b>HV B45LC</b>	Peel Off Clear Disposable Lenses

## Sundstrom Replacement Filter Cartridges



- Snap-together for multiple cartridge filtration
- Supplied in sealed packages
- Other cartridge types available – **please contact BlastOne for technical details**

Part Number	Description
<b>NK 5584</b>	Sundstrom SR218 A2 Gas Filter (Pack 4) (for full face mask)
<b>NK 5525</b>	Sundstrom SR217 A1 Gas Filter (Pack 5) (for half mask)
<b>NK 5515</b>	Sundstrom SR510 P3 Particulate Filter (Pack 5)
<b>NK 55080</b>	Sundstrom SR221 Prefilter (Pack 80)
<b>NK 5545</b>	Sundstrom Prefilter Holder (Pack 5)

## Sundstrom Respirator Accessories



- Accessories to maintain Sundstrom Professional series masks
- Storage box to protect mask and cartridges
- Alcohol wipes to clean and sanitize the mask face piece

Part Number	Description
<b>NK 930</b>	Storage Box for half mask (Each)
<b>NK 930F</b>	Storage Box for full face respirator (Each)
<b>NK 9114</b>	Head Harness Single Strap <i>(cradle pictured)</i>
<b>NK 5545</b>	Prefilter Holder (Pack 5)
<b>NK 9189</b>	Exhalation Valve Protective Cap
<b>NK 9158</b>	Exhalation Valve Membrane Kit
<b>NK 9010</b>	Cleaning Wipes (Box 50)

### 3M 6000 Series Full Face Respirator



- Comfortable, lightweight, durable masks
- Available in small, medium, large
- A1 gas filter for organic vapors
- P2 particulate filter for general use

Part Number	Description
<b>NK 336S</b>	3M Full Face Respirator 6700 – Small
<b>NK 336M</b>	3M Full Face Respirator 6800 – Medium
<b>NK 336L</b>	3M Full Face Respirator 6900 – Large
<b>OP3M 688525</b>	3M 6000 Full Face Tear-Off Lens (Pack 25)
<b>NK 98898</b>	3M 6000 Full Face Replacement Lens Assembly

### 3M Half Mask Respirator



- The 7500 series masks have an estimated 2X life over the 6000 series
- Light weight, comfortable, durable masks

Part Number	Description
<b>NK 332S</b>	3M Half Face Respirator 6100 – Small
<b>NK 332M</b>	3M Half Face Respirator 6200 – Medium
<b>NK 332L</b>	3M Half Face Respirator 6300 – Large

### 3M Cartridges and Accessories



Part Number	Description
<b>NK ADA502</b>	3M 502 Adaptor to attach the 6000 Style Cartridge and other 3M Bayonet Style Filters (Each)
<b>NK 56001</b>	3M 6001 Organic Vapor Filters (Cartridges) (Case 60)
<b>NK 58501</b>	3M 501 Particulate Filter Retainer (Holds 5N11 & 5P71 Filters to 6000 Style Filters) (Each)
<b>NK 5P7110</b>	3M 5P71 Particulate Pre-Filter P95 Cartridge (Pack 10)
<b>NK 5N11</b>	3M 5N11 Particulate Filter Cartridge Rated to N95 (Case 100)
<b>NK 52091</b>	3M 2091 Particulate Filter Rated to P100 (Box 100)

## Fall Arrest Body Harnesses & Lanyards



### Fall Arrest Full Body Harnesses

- Conforms to all applicable OSHA, ANSI and CSA requirements
- Select from range of harness options:
  - adjustable shoulder strap
  - dual lateral attachment D rings
  - chest attachment loops
  - positioning belt with accessory holders

Please contact BlastOne for further details & models

Part Number	Description
NL 300	Full-Body Harness with 1 Ring and Buckle Leg Straps - Universal Fit
NL 1009	Full-Body Harness with 3 Rings and Buckle Leg Straps - Universal Fit

### Energy Absorbing Lanyards

- 1.5 metre (5') or 2 metre (6' 8") lengths
- Includes screwlock carabiner each end
- 12 mm (½") rope or 45 mm (1 ¾") webbing
- Positioning lanyards and other accessories available

Part Number	Description
NL 1207	4' Nylon Coated Galvanized Steel Cable Lanyard
NL 8240	Shock Absorbing Lanyard with Snap Hooks both Ends 4 ½' - 6'
NL 8259Y3	Shock Absorbing Lanyard 6' with 2 Large Hooks and Snap Hook
NL 1364	Shock Absorbing Lanyard - Energy Absorber 18", Snap Hook one end D-Ring other end

7

## Fall Arrest Connectors



- Carabiners
  - Scaffold Snap Hooks
  - Manucroches – not shown
- Please contact BlastOne for other connector types and accessories

Part Number	Description
NL 012	Screwlock Carabiner – 5/8" (17 mm) Opening
NL 018	Autolock Snap Hook – for 2" (50 mm) Scaffold Poles

## Leather Riggers Gloves



- Smooth finish glove
- Soft, pliable premium quality cowhide leather for excellent finger movement and feel
- Ideal for painting
- Elasticated back and stitch-free palm
- Supplied size is Large (Size 10) – other sizes available on request

Part Number	Description
NA 2021012	Premium Quality Riggers Leather Gloves (Pack 12 pairs)



Blasting Suit Protective Coveralls



- RPB blast suits have been designed to enhance worker comfort and protect the wearer from abrasive rebound
- The heavy duty breathable cotton back is designed to help keep you cool
- Robust nylon zipper with protective cover
- Heavy duty nylon gives extra protection to the arms and fronts of legs
- Elasticated waist for comfort fit
- Adjustable leg cuffs

Part Number	Description	Approx. Dimensions					
		Chest size* A		Body length B		Suit length C	
		cm	inch	cm	inch	cm	inch
<b>OP BNR3</b>	Nylon Fronted RPB Blast Suit Medium	96	38"	81	32"	157	62"
<b>OP BNR4</b>	Nylon Fronted RPB Blast Suit Large	101	40"	84	33"	160	63"
<b>OP BNR5</b>	Nylon Fronted RPB Blast Suit XLarge	107	42"	86	34"	162	64"
<b>OP BNR6</b>	Nylon Fronted RPB Blast Suit XXLarge	112	44"	89	35"	165	65"
<b>OP BNR7</b>	Nylon Fronted RPB Blast Suit XXXLarge	117	46"	91	36"	168	66"
<b>OP BNR8</b>	Nylon Fronted RPB Blast Suit XXXXLarge	122	48"	96	38"	173	68"
<b>OP BNRK</b>	Knee Pad, suit RPB Blast Suit (Pair)						
<b>OP BNRFR4</b>	Flame Retardant Nylon Blast Suit - L	101"	40"	84"	33"	160"	63"
<b>OP BNRFR5</b>	Flame Retardant Nylon Blast Suit - XL	107"	42"	86"	34"	162"	64"
<b>OP BNRFR6</b>	Flame Retardant Nylon Blast Suit - XXL	112"	44"	89"	35"	165"	65"

\* Circumference of chest

7

Blasting Suit Protective Coveralls



- Available with heavy duty leather front (pictured) or medium duty nylon 'blast cape' front
- Comfortable 'breathable' cotton back
- Adjustable wrist and ankle straps
- Front press stud and velcro strip fastening



Part Number	Description	Approx. Dimensions					
		Chest size* A		Body length B		Suit length C	
		cm	inch	cm	inch	cm	inch
<b>OP B50</b>	Leather Fronted Blast Suit - Small	110	43	73	28½	145	57
<b>OP B52</b>	Leather Fronted Blast Suit - Medium	120	47	74	29	148	58
<b>OP B54</b>	Leather Fronted Blast Suit - Large	130	51	75	29½	153	60
<b>OP B56</b>	Leather Fronted Blast Suit - X Large	130	51	76	30	155	61
<b>OP B58</b>	Leather Fronted Blast Suit - XX Large	140	55	78	31	160	63
<b>OP B60</b>	Leather Fronted Blast Suit - XXX Large	140	55	82	32½	165	65
<b>OP BN52</b>	Nylon Fronted Blast Suit - Medium	120	47	74	29	148	58
<b>OP BN54</b>	Nylon Fronted Blast Suit - Large	130	51	75	29½	153	60
<b>OP BN56</b>	Nylon Fronted Blast Suit - X Large	130	51	76	30	155	61
<b>OP BN58</b>	Nylon Fronted Blast Suit - XX Large	140	55	78	31	160	63
<b>OP BN60</b>	Nylon Fronted Blast Suit - XXX Large	140	55	82	32½	165	65

\* Circumference of chest

## Leather Blasting Gloves



- Tough, rough-grain finish
- Abrasive resistant Kevlar threads provides longer life than normal 'welding gloves'
- Generous length gauntlet for lower arm protection and soft cotton inner lining for comfort

Part Number	Description
NA 230	BlastOne Premium Blasting Gloves (pair)
NA 230RPB	RPB Grey Leather Blasting Gloves (pair)

## Disposable Light Duty Overalls



### Clean Guard

- Highly breathable fabric providing protection from dust, grime and non hazardous particulate
- Includes hood, elastic cuffs and face band
- Specify size required: Small, Medium, Large, XLarge, 2XL and 3XL available (see size chart)

Part Number	Description
NC 806N10	Clean Guard Disposable Overalls (Pack 10)
NC 806N50	Clean Guard Disposable Overalls (Pack 50)
NC 806N100	Clean Guard' Disposable Overalls (Pack 100)

### Tyvek Coveralls

- PE Coveralls provide protection, durability and comfort
- Breathable inherent barrier protection against hazardous dry particles, aerosols and non-hazardous light liquid splash

Part Number	Description
NC 80210	White Tyvek 'Sealed' Disposable Overalls (Pack 10)
NC 80250	White Tyvek 'Sealed' Disposable Overalls (Pack 50)
NC 802100	White Tyvek 'Sealed' Disposable Overalls (Pack 100)

Size	Chest (cm)	(inch)	Overall Height (cm)	(inch)
Small	<92	<36¼	<170	<67
Medium	92-100	36¼-39½	168-176	66-69¼
Large	100-108	39½-42½	174-182	68½-71¾
X-Large	108-116	42½-45¾	180-188	71-74
XX-Large	116-124	45¾-48¾	186-194	73¼-76½
XXX-Large	124-132	48¾-52	192-200	75½-78¾

### PainterAlls Premium Disposable Painting Overalls

- Hi-Tech Microfiber fabric technology
- Unique 5 layer protection – offers excellent chemical and solvent protection
- Lighter and more breathable – offering superior operator comfort
- Anti-static and CE Type 5/Type 6 protection
- Come in boxes of 50

Part Number	Description
NC 814WS	PainterAlls Disposable Overalls - Small
NC 814WM	PainterAlls Disposable Overalls - Medium
NC 814WL	PainterAlls Disposable Overalls - Large
NC 814WXL	PainterAlls Disposable Overalls - X-Large
NC 814W2XL	PainterAlls Disposable Overalls - XX-Large
NC 814W3XL	PainterAlls Disposable Overalls - XXX-Large
NC 814W4XL	PainterAlls Disposable Overalls - XXXX-Large



7

## High Visibility Vest



- Hi-Vis orange color
- Class 2 rated
- Zipper enclosure

Part Number	Description
<b>NC 109</b>	Hi-Vis Vest, Orange – Medium (each) - USA
<b>NC 110</b>	Hi-Vis Vest, Orange – Large (each) - USA
<b>NC 111</b>	Hi-Vis Vest, Orange – X Large (each) - USA
<b>NC 112</b>	Hi-Vis Vest, Orange – 2X Large (each) - USA
<b>NC 113</b>	Hi-Vis Vest, Orange – 3X Large (each) - USA
<b>NC 114</b>	Hi-Vis Vest, Orange – 4X Large (each) - USA
<b>NC 115</b>	Hi-Vis Vest, Orange – 5X Large (each) - USA

## Cotton Painting Gloves



- Durable cotton drill construction
- Fleecy brushed lining for comfort
- Knit color coded cuffs – Blue (Large) or Red (Small)

Part Number	Description
<b>NA 41212</b>	Elastic Cuff Painting Gloves (Pack 12 pairs)

## MasterGrip Coated Painting Gloves



- Excellent general purpose or painting gloves
- Extremely comfortable and flexible
- The MasterGrip latex coating provides a spongy, soft, durable, flexible coating that repels liquids while providing a firm wet or dry grip

Part Number	Description
<b>NA 320M</b>	MasterGrip Painting Gloves (Box 120 pairs) - Medium
<b>NA 320L</b>	MasterGrip Painting Gloves (Box 120 pairs) - Large
<b>NA 320XL</b>	MasterGrip Painting Gloves (Box 120 pairs) - X-Large

## Solvent Resistant Painting Gloves



- Ideal for handling solvent
- Lightweight cut resistant EN388 rating 1
- Flock-lined and extremely versatile
- Sizes 6, 7, 8, 9 and 10 available – please specify size

Part Number	Description
<b>NA 703XX12</b>	Solvent Resistant Painting Gloves (Pack 12 pairs)
<b>NA 520</b>	MEK Resistant Heavy Duty Gloves (Pair)

7

## Surgical Nitrile Gloves



- Lightly powdered
- Blue disposable gloves
- Surgical rated

Part Number	Description
<b>NA 612L</b>	Disposable Nitrile Gloves Lightly Powdered - Size Large (Box 100)

## OverSpray Foot Covers



- Low cost, disposable footwear protector
  - One size fits all
  - Elastic cuff
  - Keeps footwear clean to prevent paint from being tracked outside the painting area
  - Other foot cover protectors available e.g. leather boot spats, UHP aluminum footguard etc
- Please contact BlastOne for details

Part Number	Description
<b>NC 848100</b>	OverSpray Foot Covers (Pack 100)
<b>NC 8481000</b>	OverSpray Foot Covers (Pack 1000)

7

## Spray Head Sock



- Comfortable, elastic-stretch fabric
- Conforms to head contours
- Can be worn three ways
- Close fitting design – ideal for wearing underneath a blast helmet or spray hood

Part Number	Description
<b>OP CSS10</b>	Stretch Head Sock (Pack 10)
<b>OP CSS100</b>	Stretch Head Sock (Pack 100)

## Calico Spray Hood



- Keeps the dust and overspray out of your hair
- Low cost, disposable calico hood
- Elastic face opening

Part Number	Description
<b>OP CSH1</b>	Calico Spray Hood (Each)
<b>OP CSH10</b>	Calico Spray Hood (Pack 10)
<b>OP CSH100</b>	Calico Spray Hood (Pack 100)

## Hard Hat Head Protector



- Standard color – white
- Other colors available on request
- Adjustable 6-point harness suspension

Part Number	Description
<b>NH 202</b>	Vented Hard Hat Head Protector - AU/NZ
<b>NH 306</b>	Hard Hat Cotton Wide Brim with Neck Flap - AU/NZ
<b>NH 308</b>	Hard Hat Snap Brim – Rigid Plastic with Neck Flap - AU/NZ
<b>NH 302</b>	Adjustable Chin Strap for Hard Hat - AU/NZ
<b>NH 100</b>	Cap Style Hard Hat – Snaplock Suspension – White (Box 16) - USA
<b>NH 104</b>	Cap Style Hard Hat – Snaplock Suspension – Orange (Box 16) - USA
<b>NH 106</b>	Cap Style Hard Hat – Ratchet Suspension – White (Box 16) - USA
<b>NH 110</b>	Cap Style Hard Hat – Ratchet Suspension – Orange (Box 16) - USA
<b>NH 114</b>	Full Brim Hard Hat – Ratchet Suspension – White (Box 12) - USA
<b>NH 119</b>	Full Brim Hard Hat – Ratchet Suspension – Orange (Box 12) - USA

7

## Ear Plugs



- Packed in individual pairs
- Essential for wearing under a blast helmet
- Compact – easy to carry a pair in your pocket
- CE EN-352-2:2002 Certification for ND 100 & ND 101

Part Number	Description
<b>ND 100</b>	Uncorded Ear Plugs, Taper Fit, NRR32db (200pr/box) - USA
<b>ND 101</b>	Corded Ear Plugs, Taper Fit, NRR32db (100pr/box) - USA
<b>ND 304</b>	EAR Classic Uncorded Earplug, Cylindrical (Box 200) - AU/NZ
<b>ND 312</b>	Safe T Tec Uncorded Earplug Cl5 (Pack 200) - AU/NZ
<b>ND 316</b>	Premium Laser-Lite Earplugs, Uncorded, Tapered (200 pairs) - AU/NZ

## Ear Muff Hearing Protection



- For severe noise environments
- Single cup earmuff
- 32 dB rated

Part Number	Description
<b>ND 256</b>	'Severe' Ear Muff – 32 dB
<b>ND 250</b>	'Slimline' Ear Muff – 25 dB
<b>ND 252</b>	Economy Ear Muff – 25 dB
<b>ND 258</b>	'Extreme' Ear Muff – 37 dB
<b>ND 256CA</b>	'Severe' Cap Attachable Ear Muff – 32 dB

## Eye Protection Wrap Around Safety Glasses



- Close fitting medium impact eye protection
- Most styles available with clear or tinted lenses – styles can vary
- A range of chemical safety goggles are also available:
  - Low profile, extremely lightweight, comfortable with unique ventilation system
  - Anti fog/anti scratch coated lenses with medium impact and liquid splash protection

### Clear Glasses

<b>NE 253C</b>	Visitor Safety Glasses – Clear - AU/NZ
<b>NE 260C</b>	Contractor Safety Glasses – Clear - AU/NZ
<b>NE 100</b>	Intruder Clear Uncoated Safety Glasses (Box 12) - USA
<b>NE 102</b>	Intruder Clear Anti-Fog Hard Coated Safety Glasses (Box 12) - USA



### Gray/Smoke Glasses

<b>NE 260S</b>	Contractor Safety Glasses – Smoke - AU/NZ
<b>NE 120</b>	Intruder Grey Hard Coated Safety Glasses (Box 12) - USA
<b>NE 121</b>	Intruder Grey Anti-Fog Hard Coated Safety Glasses (Box 12) - USA



### Chemical Safety Goggles

<b>NE 459C</b>	Velocity Xtreme Safety Goggle Orange and Black Frame
----------------	--

## Brow Guard Face Protector Shield



- Adjustable head harness
- Replaceable high impact visors – clear or smoke
- Hard hat attachable version available

Part Number	Description
<b>NE 530</b>	Brow Guard with Clear Visor – High Impact
<b>NE 532</b>	Replacement Clear High Impact Visor (Each)
<b>NE 534</b>	Replacement Smoke High Impact Visor (Each)
<b>NH 312</b>	Hard Hat Attachable Brow Guard with Ear Muff Attachment

## Hazardous Material Safety Storage Cabinets



- Dangerous goods safety storage cabinets – 8 gallon (30 liter) to 220 gallon (850 liter) capacities
- Constructed of powder coated double walled steel
- Strong fully adjustable shelving perforated for free air movement
- High capacity liquid tight sump to contain spills
- Individually self closing and latching doors
- All cabinets also have built in vents and flash arrestors

Part Number	Description
SC 160	Flammable Safety Cabinet, 40 Gallon (160 Liter) – 2 Door
SC 250	Flammable Safety Cabinet, 65 Gallon (250 Liter) – 2 Door
SC 450	Flammable Safety Cabinet, 120 Gallon (450 Liter) – 2 Door

## Mobile Spill Control Kit



- Designed for liquid spills
- Contains booms, pads and absorbents for chemicals, oils and fuels, most acids and alkalis
- Includes safety cones, safety gear, instructions and MSDS

Part Number	Description
NW 202	Buddi 10 Gallon (40 Liter) Universal Spill Kit – Yellow Canvas Bag
NW 210	Dok 32 Gallon (120 Liter) Universal Spill Kit – Wheelie Bin
NW 220	Dok 64 Gallon (240 Liter) Universal Spill Kit – Wheelie Bin

## Safety Warning Signs



NS STD5  
(Mounting Frame)


- Use at entry–exit points and around the site perimeter
- Alert and warn personnel of danger
- Durable Colorbond metal
- Large 24" x 18" (600 mm x 450 mm) size
- Bold colors and clear message (printed 1 side only)
- Pre-punched fixing holes for wiring the sign onto a fence or mounting it onto a swing stand frame
- Signs have small rounded corners for safe handling
- Customized warning message texts available – **contact BlastOne**

Part Number	Description
OP S01	DANGER Abrasive Blasting In Progress
OP S02	DANGER Spray Painting In Progress
OP S03	DANGER Abrasive Blasting and Spray Painting In Progress
OP S04	DANGER Lead Work Area Authorised Personnel Only

## Mounting Frame for Warning Signs

- Formed and welded tubular metal construction
- Hinged A–frame design
- Folds flat for compact storage and transportation
- Sign not included – order separately

Part Number	Description
NS STD5	Swing Stand Sign Frame (does not include sign)





## Internal Pipe Blasting Tools

### 360° Nozzle



- Good for small pipes / low production jobs
- Tungsten carbide tip is fully replaceable
- Adapts to standard contractor threaded nozzle holders

Part Number	Description
<b>BN ATC360C</b>	Internal Pipe 360 Degree Blast Nozzle with Contractor Thread
<b>BN ATC360CTIP</b>	Replacement Tungsten Carbide Tip for 360 Degree Nozzle
<b>BN ATC360LR</b>	Long Reach Internal Pipe 360 degree Nozzle with Contractor Thread
<b>BN ATC360LRTIP</b>	Replacement Tungsten Carbide Tip for Long Reach 360 Degree Nozzle

### ConeBlast Junior Internal Pipe Blasting Tool



- Tungsten carbide deflection head and throat nozzle
- For pipes 3/4" to 2" (20 mm - 50 mm) ID
- Includes 'hex collar' centering carriage set
- Requires 120 cfm air supply
- Adapts to customer supplied length of 3/8" threaded lance

Part Number	Description
<b>IP C3100</b>	ConeBlast Junior with 1 1/4" Stepdown Tungsten Reducer
<b>IP C3000</b>	ConeBlast Junior without Reducer
<b>IP C3001</b>	Replacement Tungsten Deflector Tip

### ConeBlast Internal Pipe Blasting Tool



- Tungsten carbide deflection head and throat nozzle
  - Comes with threaded BTC adaptor
  - Order centering carriage separately
  - 'Collar & Button' centering carriage set used for pipes 3"-5" ID (75 mm - 125 mm)
  - Requires large bore 1 1/2" (38mm) ID full flow blast hose for successful operation
- Please contact BlastOne for technical information and assistance with selection of a pipe blasting unit that is most suitable for your application**

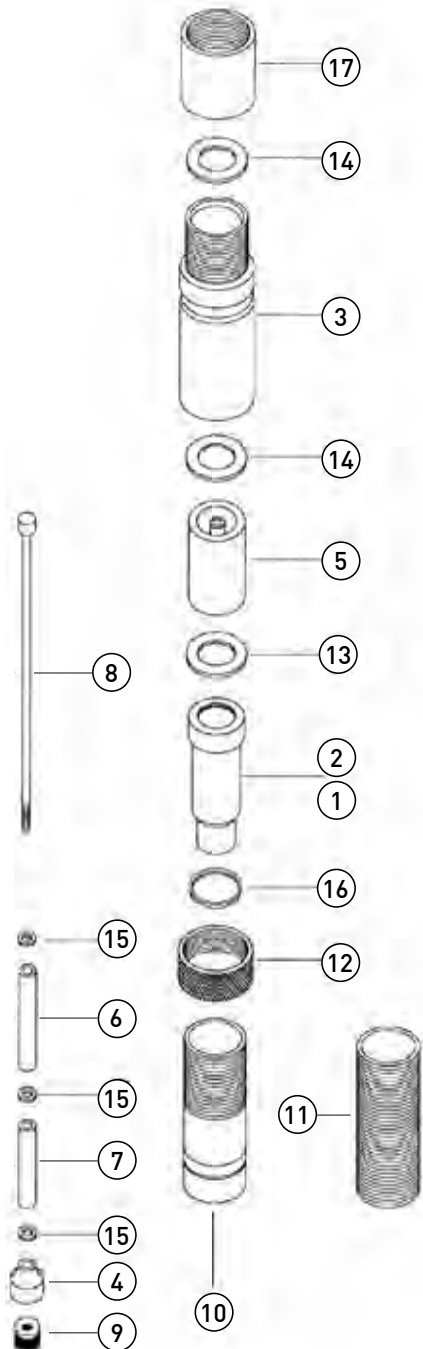
Part Number	Description	Air Supply Recommended
<b>IP C4000</b>	ConeBlast with 1/2" throat nozzle	250 cfm
<b>IP C4500</b>	ConeBlast with 5/8" throat nozzle	400 cfm
<b>IP C4100</b>	ConeBlast 'Collar and Button' Centering Carriage 3"-5"	
<b>IP C4002</b>	Replacement Tungsten Deflector Tip	
<b>IP C4002H</b>	Replacement Long Life Deflector Tip	

## ConeBlast Internal Pipe Blasting Tool



- Tungsten carbide deflection head and throat nozzle
  - Order centering carriage separately
  - 'Scissor Type' centering carriage used for pipes 5"-12" ID (125 mm - 300 mm)
  - Requires large bore 1 1/2" (38 mm) ID full flow blast hose for successful operation
- Please contact BlastOne for technical information and assistance with selection of a pipe blasting unit that is most suitable for your application

Part Number	Description	Air Supply Recommended
IP C4000	ConeBlast with 1/2" Throat Nozzle	250 cfm
IP C4500	ConeBlast with 5/8" Throat Nozzle	400 cfm
IP C4200	ConeBlast 'Scissor Type' Centering Carriage 5"-12"	
IP C4002	Replacement Tungsten Deflector Tip	
IP C4002H	Replacement Long Life Deflector Tip	



### Parts Breakdown

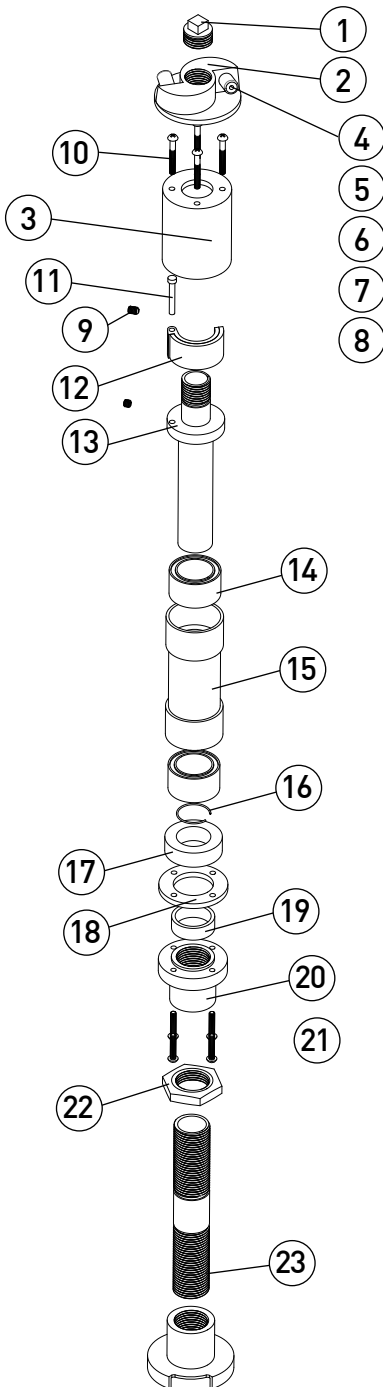
No.	Description	Part Number
1	Nozzle 1/2" (Tungsten Carbide)	BN AFR8
2	Nozzle 5/8" (Tungsten Carbide)	BN AFR10
3	Tool Holder (Chrome Plate)	IP C4001
4	Deflection Tip (Tungsten Carbide)	IP C4002
5	Stem Support Assembly (includes Item 8)	IP C4003
6	Throat Sleeve - Short 57 mm (Tungsten Carbide)	IP C4004
6a	Throat Sleeve - Long 63 mm (Tungsten Carbide)	IP C4004C
7	Stem Extension Sleeve - Short 47 mm (Tungsten Carbide)	IP C4005
7a	7a Stem Extension Sleeve - Long 51 mm (Tungsten Carbide)	IP C4005C
8	Throat Rod and Rip - Short 135 mm	IP C4006
8a	Throat Rod and Tip - Long 154 mm	IP C4006C
8b	Throat Rod and Tungsten Carbide Tip	IP C4006CLE
9	Tip Holding Nut	IP C4007
9a	Knurled Nut	IP C4007C
10	Tip Protection Sleeve	IP C4008
11	Threaded Tip Protection Sleeve	IP C4009
12	Knurled Lock Nut	IP C4010
13	Stem Support Front Gasket	IP C4011
14	Stem Support Rear Gasket	IP C4012
15	Brass Washer	IP C4013
16	O-Ring	IP C4014
17	Socket	IP C4015

## RotorBlast Internal Pipe Blasting Tool



- Twin nozzle, spinning blast head
- For pipes 8" to 36" (200 mm – 900 mm) ID
- Order centering carriage separately
- Order nozzles separately

Part Number	Description
<b>IP C1000</b>	RotorBlast Internal Pipe Blasting Tool
<b>IP C1200</b>	RotorBlast 'Collar and Arm' Centering Carriage 8"-36"
<b>IP C1002</b>	RotorBlast Replacement Head Only
<b>IP C1099</b>	RotorBlast Repair Kit – includes common wear items
<b>BN ASB15M</b>	RotorBlast TC Nozzle 5/16" Orifice x 3" long (400 cfm Required)
<b>BN ASB17M</b>	RotorBlast TC Nozzle 3/8" Orifice x 4 1/8" long (600 cfm Required)

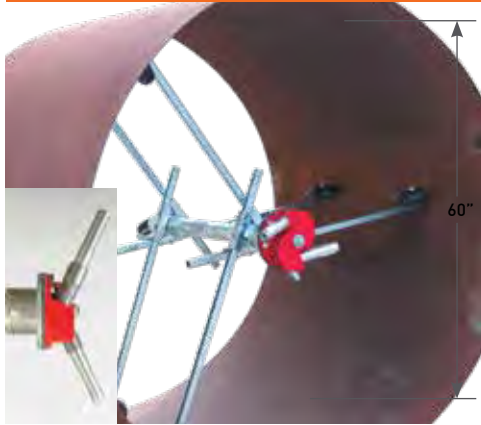


### Parts Breakdown

No.	Description	Part Number
1*	Standard Pipe Plug, 1" [4]	<b>FP SP25</b>
2*	Rotating Nozzle Head (1)	<b>IP C1002</b>
3	Brake Housing	<b>IP C1003</b>
4	Nozzle (Tungsten Carbide) 1/4" Orifice x 1 3/4" Long	<b>BN AT4M</b>
5	Nozzle (Tungsten Carbide) 5/16" Orifice x 1 3/4" Long	<b>BN AT5M</b>
6	Nozzle (Tungsten Carbide) 3/8" Orifice x 1 3/4" Long	<b>BN AT6M</b>
7	Nozzle (Tungsten Carbide) 5/16" Orifice x 3" Long	<b>BN ASB15M</b>
8	Nozzle (Tungsten Carbide) 3/8" Orifice x 4 1/8" Long	<b>BN ASB17M</b>
9	Set Screw, 1/4" - 20 x 1/4"	<b>IP C1004</b>
10	Machine Screw, Round Head, 10 - 24 x 2 1/2"	<b>IP C1005</b>
11	Brake Shoe Pin, 3/16"	<b>IP C1006</b>
12*	Brake With Lining (1)	<b>IP C1007</b>
13*	Tube, Casting (1)	<b>IP C1008</b>
14*	Double Seal Light Bearing (2)	<b>IP C1009</b>
15	Main Body	<b>IP C1010</b>
16*	Tube Locking Ring (2)	<b>IP C1011</b>
17*	Bearing Seal (1)	<b>IP C1012</b>
18*	Leather Dust Seal (30)	<b>IP C1013</b>
19*	Washer (Tungsten Carbide) (2)	<b>IP C1014</b>
20	Rear End Plate	<b>IP C1015</b>
21	Machine Screw, Round Head, 10 - 24 x 1"	<b>IP C1016</b>
22	Locking Hex Nut for Rear End Plate	<b>IP C1017</b>
23	Rubber-Lined Nipple, 1 1/4" (2)	

\* Included in repair kit

## “Jumbo” RotorBlast Internal Pipe Blasting Tool



- Very large, twin nozzle spinning blast head
- For pipes 30”-60” (750 mm - 1500 mm) ID
- Order nozzles separately

Part Number	Description
<b>IP C2000</b>	Jumbo RotorBlast (specify nozzle size)
<b>IP C2099</b>	Jumbo RotorBlast Spares Kit
<b>BN ASB19F</b>	Jumbo RotorBlast TC Nozzle – ¼” orifice
<b>BN ASB21F</b>	Jumbo RotorBlast TC Nozzle – ⅝” orifice
<b>BN ASB23F</b>	Jumbo RotorBlast TC Nozzle – ¾” orifice
<b>IP C21__</b>	Threaded Nozzle Extension (specify length)

## RIPT™ Mini Pipeline Blaster



- Saves time by rotary blast cleaning the full 360 degrees inside of pipe surfaces with self-propelled forward or reverse motion
- Lowers labor costs as much as 75% compared with manual blast-pot operations
- Eliminates inconsistencies commonly found with manual blasting
- Reduces hazards with remote controlled operation
- Pipe sizes: 2’-6’

Part Number	Description
<b>IP RIPTA</b>	Mini Pipeline Blaster

## RIPT™ Internal Pipeline Blaster



- Saves time by rotary blast cleaning the full 360 degrees inside of pipe surfaces with self-propelled forward or reverse motion
- Lowers labor costs as much as 75% compared with manual blast-pot operations
- Eliminates inconsistencies commonly found with manual blasting
- Reduces hazards with remote controlled operation
- Adapts for various blast media and coating applications
- Adapts to blast pipes clean to white metal or required specifications in a wide range of diameters
- Applications to clean internal pipes, windmill tower fabrications, vessels, tanks, penstock, tanker trucks and metal containers with minimal set-up
- Pipe sizes: 6’-32’

Part Number	Description
<b>IP RIPTB</b>	Internal Pipeline Blaster

## Blast Hose Winch



- Designed for use with the rotorblast and cone blasters
- Uses the blasthose as a cable to winch in and out of the pipe being blasted
- Ensures a consistent blast pattern vs manual handling of the hose

Part Number	Description
<b>BA WH10</b>	Blast Hose Winch

## Internal Pipe Coating Tools

### ConeSpray Internal Pipe Coating Tools



- 'Hollow Cone' spray pattern
- Includes spray tip, shut-off valve, centering carriage,
- 3600psi pressure rating
- Connects to high pressure airless sprayer pump - not included (see page 340)
- Not suited to spray UHS (Ultra High Solids) paints



Part Number	Description
<b>IP C80125</b>	ConeSpray Junior with Carriage – for 3”-5” (75 mm - 125 mm) ID Pipe
<b>IP C80300</b>	ConeSpray with Carriage – for 5”-10” (125 mm - 250 mm) ID Pipe
<b>IP GTHADP</b>	Gun To Hose Adaptor for Internal Pipe Systems

Part Number	Description	Approx Orifice	Pipe Size	
			(mm)	(inch)
<b>IP CHC1</b>	Internal Pipe Spray Tip	0.011”	25 - 125	1 - 5
<b>IP CHC3</b>	Internal Pipe Spray Tip	0.018”	100 - 200	4 - 8
<b>IP CHC6</b>	Internal Pipe Spray Tip	0.026”	200 - 250	8 - 10
<b>GR 223374</b>	Internal Pipe Spray Tip Gasket			

8

### SpiralSpray™ Internal Pipe Coating Unit



- Air powered rotating arms with twin spray tips
- For pipes 36”-60” (915 mm - 1500 mm) ID
- Utilizes XHD spray tips – see page 264372
- Suitable for heavy industrial coatings

Part Number	Description
<b>IP CRS4000</b>	Jumbo Rotor Spray (specify required tip and pipe size)
<b>IP CRS4011</b>	Jumbo Rotor Spray – 1100 mm (44”) Dia Spray Arms To Suit
<b>IP CRS4012</b>	Jumbo Rotor Spray – 1200 mm (48”) Dia Spray Arms To Suit
<b>IP CRS4014</b>	Jumbo Rotor Spray – 1400 mm (55”) Dia Spray Arms To Suit
<b>IP CRS4015</b>	Jumbo Rotor Spray – 1500 mm (60”) Dia Spray Arms To Suit


### RIPT Large Pipeline Coating Tool



- Saves time by rotary coating the full 360 degrees inside of pipe surfaces with self-propelled forward or reverse motion
- Lowers labor costs as much as 75% compared with manual painting operations
- Eliminates inconsistencies commonly found with manual painting
- Pipe sizes: 6’ to 32’

Part Number	Description
<b>IP RIPT2B</b>	RIPT Internal Pipe Painting System


## RotorSpray Internal Pipe Coating Units



### RotorSpray I Internal Pipe Coating Unit

- RotorSpray I is suited to pipes 3"-5" (75 mm – 125 mm)
- 3600 psi rated
- At least a 30:1 airless sprayer should be used, ideally a 40:1 system
- Systems sold bare – hose and gun ordered separate


Part Number	Description
IP CRSM100	RotorSpray I Pipe Coating Unit 3" to 5"



### RotorSpray II Internal Pipe Coating Unit

- RotorSpray II is suited to pipes 5"-12" (125 mm – 300 mm)
- 3600 psi rated
- At least a 30:1 airless sprayer should be used, ideally a 40:1 system
- Systems sold bare – hose and controls ordered separate

Part Number	Description
IP CRSM300	RotoSpray II Pipe Coating Unit 5" to 12"



### RotorSpray III Internal Pipe Coating Unit

- RotorSpray III is suited to pipes 12"-35" (300 mm – 875 mm)
- 3600 psi rated
- At least a 30:1 airless sprayer should be used, ideally a 40:1 system
- Systems sold bare – hose and controls ordered separate

Part Number	Description
IP CRSM900	RotorSpray III Pipe Coating Unit 12"- 35"

### RotorSpray Internal Pipe Coating Accessories

Part Number	Description
GR 244161	Inline Spray Gun to suit Internal Pipe Equipment - See page 362
GR 258017	Gasket for Gun to Hose Adaptor (Pack 5)
GR 244825	Gun to Hose Adaptor (1/4" Paint Line) for Internal Pipe System
IP CHC1	Internal Pipe Spray Tip, .011" Orifice
IP CHC3	Internal Pipe Spray Tip, .018" Orifice
IP CHC6	Internal Pipe Spray Tip, .026" Orifice
AH SF0625FQ	1/4" x 25' Air Line Fitted with Quick Connect Fittings
SP H066025	1/4" x 25' 6000 psi Airless Paint Hose
AH SF0650F	1/4" x 50' Air Line Fitted with Nut & Tails
SP H066050	1/4" x 50' 6000 psi Airless Paint Hose

**Note:** Before use be sure to consult the coating manufacturer for appropriate pump and tip size. Internal Pipe Coating Tools (IPCT) are suited to a very wide variety of coatings that can be applied with an airless system (optimally a 40:1 system). Only painters experienced with applying plural component systems and the cleaning requirements of plural application equipment should use the IPCT systems with plural component paint. This is particularly true for coatings with very quick set times.

## Orbiter Internal Pipe Coating Units



### Orbiter I Internal Pipe Coating Unit

- Orbiter I is suited to pipes 4"-6" (100 mm – 180 mm)
- 3600 psi rated
- Suitable for heavy industrial coatings that can be sprayed with an airless sprayer
- At least a 30:1 airless sprayer should be used, ideally a 40:1 system
- Systems sold bare – hose and controls ordered separate
- Note: Not more than 64 ft total air hose should be used
- Requires 14 cfm at not more than 90 psi

Part Number	Description
<b>IP CRS100</b>	Orbiter I Pipe Coating Unit 4"-7"
<b>IP CRS1RK</b>	Orbiter I Gasket Kit



### Orbiter III Internal Pipe Coating Unit

- Orbiter III is suited to pipes 7"-38" (180 mm – 950 mm)
- 3600 psi rated
- Suitable for heavy industrial coatings that can be sprayed with an airless sprayer
- At least a 30:1 airless sprayer should be used, ideally a 40:1 system
- Systems sold bare – hose and controls ordered separate
- Note: Not more than 64 ft total air hose should be used
- Requires 14 cfm at not more than 90 psi

Part Number	Description
<b>IP CRS300</b>	Orbiter III Pipe Coating Unit 7"-38"
<b>IP CRS3RK</b>	Orbiter III Gasket Kit

### Orbiter Internal Pipe Coating Accessories

Part Number	Description
<b>IP CRSAG</b>	Orbiter "Air Group" and Paint Gun
<b>IP CRSAH3</b>	Orbiter 10' (3 m) Air Hose
<b>IP CRSAH10</b>	¼" x 10' 6000 psi Airless Paint Hose
<b>IP CRSAH5</b>	Orbiter 16' (5 m) Air Hose
<b>IP CRSAH10</b>	Orbiter 32' (10 m) Air Hose

## Bristle Blaster Surface Conditioning Kit

PNEUMATIC UNIT



- Portable surface conditioning kit ideal for small areas and 'touch up' work
- Can get into tight corners and angles
- Electric unit weighs 4.9 lbs (2.2 kg), no vacuum attachment
- Pneumatic unit weighs 2.6 lbs (1.2 kg), requires 10 cfm, includes vacuum attachment
- Achieves a surface roughness or profile of 40-120 microns (1.5 - 4 mils) with a finish similar to abrasive blasting, using hardened angled bristle wheels
- Supplied as a complete kit including; aluminum case, 10 x spare wheels (5 x 11 mm and 5 x 23mm), service tools and manual

ELECTRIC UNIT



Part Number	Description
HT ROTBPA	Pneumatic Bristle Blaster – Complete Kit <i>(not shown)</i>
HT ROTBPE	Electric Bristle Blaster – Complete Kit



### Bristle Blaster Replacement Wheels

Part Number	Description
HT ROTWH11	Replacement Bristle Blaster Wheel, 7/16" (11 mm)
HT ROTWH23	Replacement Bristle Blaster Wheel, 29/32" (23 mm)




### Bristle Blaster Replacement Parts

Part Number	Description
HT ROTOHUB11	11 mm Replacement Hub complete
HT ROTOHUB23	23 mm Replacement Hub complete
HT ROTOZU060	23 mm Accelerator Bar



## Von Arx Needle Guns



- Used for fast cleaning and descaling of heavy encrustation and surface buildup
- Multiple cleaning needles follow surface contour
- Air powered (requires 6 cfm) – optional electric version also available
- Special ergo – design models also available
- Versions with 1/16", 1/8" or 3/16" (2 mm, 3 mm or 4 mm) needle sizes – not all sizes available on some models
- Other models and accessories available – **please contact BlastOne for Technical Details**

Part Number	Description
HT VA23B	Von Arx Medium Duty Pneumatic Needle Scaler
HT VA34B	Von Arx Heavy Duty Pneumatic Needle Scaler
HT VA45B	Von Arx Super Heavy Duty Pneumatic Needle Scaler
HT VA5104102	Vac Connector Shroud to suit Von Arx 23B
HT VA5104104	Vac Connector Shroud to suit Von Arx 34B

## Trelawny Needle Guns



- Needle guns can be converted from needle to chisel scalers, greatly improving versatility
- Heavy duty, easy to handle
- Requires no additional tools for changing needles or chisels
- Engineered to exceed industry expectations
- Long reach scalers available in additional lengths - **please enquire**

Part Number	Description
HT 1393107	Trelawny Heavy Duty 3BPG Needle Gun with Vacuum Shroud
HT 1333199	Trelawny 3BPG Heavy Duty Needle Scaler with NPT Valve Body
HT 4532110	Trelawny Replacement Needles - Chisel Tip, Set of 100
HT 1363299	Long Reach Chisel/Scraper 2ft
HT 1363599	Long Reach Chisel/Scraper 5ft
HT 4313508	Trelawny 8" Wide Scraper and Holder to suit Long Reach Scraper
HT 4461035	Trelawny Service Kit to suit 3BPG Needle Gun and Long Reach Scraper

### IBIX 3 Portable Blast Unit



- Highly portable system ideal for touch-up and spot-cleaning
- Weighs less than 25 lbs empty, holds up to 6 lbs of garnet
- Ability to regulate the pressure down to as little as 3 psi makes this great for preservation and restoration work
- Will run off a small air line

Part Number	Description
HT IBIX03	Mini IBIX 3 Spot Blaster – comes with 8' hose
HT IBIX03BP	Backpack for IBIX 3
HT IBIXFFS	IBIX Filling Funnel w/ Sieve (for all IBIX systems)
HT IBIXGUNV	IBIX Gun Valve with Deadman Switch, Safety Button and Screw

### IBIX Easy Blast 6 Portable Blast Unit



- Most popular IBIX unit sold
- H: 15", W: 6"
- Weight Empty: 27 lbs
- Capacity: 20 lbs of garnet

Part Number	Description
HT IBIX06EB	IBIX 6 Easy Blaster – comes with 25' Hose and Application Gun 1/8" Nozzle
HT IBIXFFS	IBIX Filling Funnel w/ Sieve (for all IBIX systems)
HT IBIXGUNV	Ibix Gun Valve with Deadman Switch, Safety Button and Screw

8

### IBIX Easy Blast 25 Portable Blast Unit



- Larger IBIX unit, 100% aluminum body
- Lightweight and very portable.
- H: 25", W: 11"
- Weight Empty: 75 lbs
- Capacity: 60 lbs of garnet

Part Number	Description
HT IBIX25	IBIX 25 Portable Blaster - comes with 25' Hose
HT IBIX25LANCE	H2O Lance for IBIX 25 Portable Blaster
HT IBIX25N7ST	7 mm – 1/32" Cylindrical TC Nozzle for IBIX 25 Blaster
HT IBIXFFS	IBIX Filling Funnel w/ Sieve (for all IBIX systems)
HT IBIXGUNV	Ibix Gun Valve with Deadman Switch, Safety Button and Screw

### Dual Action Sanders



- Air-powered – variable speed control

Part Number	Description
HT AL1500PM	Orbital Palm Sander, 6"
HT AL1500	Orbital Sander, 6"
HT HS3M6P	Spare Velcro Backing Pad, 6"

## Vac-Shrouded Hand-Held Scarifier-Scaler



- High production tool which is ideal for the removal of coatings from steel and concrete substrates
- Vacuum shrouded head contains dust and debris
- Use in conjunction with separate vacuum system – see page 269
- Electric or pneumatic hand-held units
- Available with a range of quick change cutter heads to suit a wide range of coating removal – see selection below
- Can be ordered as a complete tool kit – includes scarifier of your choice, 1 complete hub assembly fitted with C flaps and 1 complete hub fitted with star cutters, all packed in a rugged carry case
- Pneumatic unit requires 30 cfm compressed air
- Suitable for lead paint removal with correct vacuum source
- Will create profile on steel surface with Type C flaps
- Change over to a different hub assembly/cutting device in under 1 minute

Please call BlastOne for more technical information

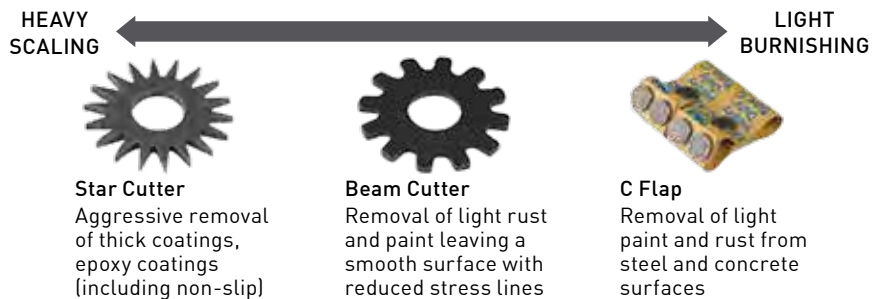
Part Number	Description
HT 1400SVE4	4" (100 mm) Electric Scarifier-Scaler with Dustless Shroud <i>(not shown)</i>
HT 1400SVE2	2" (50 mm) Electric Scarifier-Scaler with Dustless Shroud <i>(not shown)</i>
HT 1400SVP4	4" (100 mm) Pneumatic Scarifier-Scaler with Dustless Shroud
HT 1400SVP2	2" (50 mm) Pneumatic Scarifier-Scaler with Dustless Shroud <i>(not shown)</i>
HT 1400KIT-__	Complete Scarifier-Scaler Tool Kit – select Scarifier Type








## Scarifier-Scaler Accessories



ROTO-PEEN TYPE C HUB ASSEMBLY

Model	Cutter Qty	Estimated Production Rate/ Hour	Average Cutter Life (Hours)
50mm (2") Air With Flaps	6	17.3m <sup>2</sup> (186.2ft <sup>2</sup> )	40
50mm (2") Air With Cutters	80	10.6m <sup>2</sup> (114.1ft <sup>2</sup> )	15
50mm (2") Electric With Flaps	6	17.3m <sup>2</sup> (186.2ft <sup>2</sup> )	40
50mm (2") Electric With Cutters	80	7.08m <sup>2</sup> (76.2ft <sup>2</sup> )	15
100mm (4") Air With Flaps	12	34.6m <sup>2</sup> (372.4ft <sup>2</sup> )	40
100mm (4") Air With Cutters	164	21.2m <sup>2</sup> (228.2ft <sup>2</sup> )	15



Part Number	Description
 <b>HT 1400CF</b>	C-Type Roto-Peen Flaps, Set of 10, Tungsten Carbide Inserts
 <b>HT 1400CS</b>	Quality Carbon Steel Star Cutters
 <b>HT 1400CB</b>	Quality Carbon Steel Beam Cutters
 <b>HT 1400HC2</b>	Hub for C Flaps to suit 2" Wide Unit
 <b>HT 1400HC4</b>	Hub for C Flaps to suit 4" Wide Unit
 <b>HT 1400HS2</b>	Hub for Cutters to suit 2" Wide Unit
 <b>HT 1400HS4</b>	Hub for Cutters to suit 4" Wide Unit

## Blue Wizard Ventilation Fans



- Modular, portable 500 mm diameter fan
- Used for ventilating non-hazardous work areas
- Set-up as a stand-alone or ducted unit
- Air powered fan 10,000 cfm nominal air flow (requires 125-175 cfm compressed Air)
- Single phase electric fan 6,000 cfm nominal air flow
- Three phase electric fan 10,000 cfm nominal air flow
- Explosion proof (EXE) rated fan available – approved to Class 1, Zone 1
- Dust sock filter bag accessory for control of visible, non-toxic, nuisance dust

Part Number	Description
<b>DC BMX20P</b>	Blue Wizard Air Powered Ventilation Fan (175 cfm air supply) - AU/NZ
<b>DC BMX20E1</b>	Blue Wizard Electric Single Phase Ventilation Fan - AU/NZ
<b>DC BMX20E3</b>	Blue Wizard Electric Three Phase Ventilation Fan - AU/NZ
<b>DC BMX20E3EP</b>	Blue Wizard Electric Three Phase EXE Ventilation Fan - AU/NZ
<b>DC BMX20G</b>	Blue Wizard Gasoline (Unleaded) Powered Ventilation Fan - AU/NZ



### Dust Socks

Part Number	Description
<b>DC BMX1000</b>	Dust Sock – 20 ft (6 m) Long x 4 ft (1.2 m) Diameter
<b>DC BMX1001</b>	Dust Sock – 15 ft (5m) Long x 6 ft (1.8 m) Diameter
<b>DC BMX1100</b>	Dust Sock – 25 ft (7.5m) long x 8 ft (2.4 m) Diameter
<b>DC BMX2100</b>	Dust Sock – Special short 10 ft (3 m) long x 2 ft (600 mm) Diameter



### Black Max Ventilation Fans

Part Number	Description
<b>DC BMX20E1-US</b>	Black Max 20" Single Phase Electric (115 volt) Ventilation Fan - USA
<b>DC BMX20E3-US</b>	Black Max 20" Electric (460 volt 3 PH) Fan - No Plug - USA
<b>DC BMA20FTDA</b>	20" Black Max Fan to Duct Adaptor
<b>DC BMX20P-US</b>	Black Max 20" Pneumatic Fan

## Pneumatic Portable Dust Extraction Fans



- Lightweight, portable, high efficiency fan
- 2000 cfm, 12" fan

Part Number	Description
<b>DC BPP12A</b>	Portable Pneumatic Dust Extractor Fan 12" (300 mm), 2000 cfm (no filter/reg)
<b>DC BPP12AFL</b>	Portable Pneumatic Dust Extractor Fan 12" (300 mm), 2000 cfm, with Filter/Lubricator
<b>DC BPP12X01</b>	Fan Blade only, suit DCBPP12A
<b>DC BMX2100</b>	Dust Sock – Special Short 10 ft (3 m) long x 2 ft (600 mm) Diameter

## Heavy Duty Flexible Ducting for Ventilation Air Extraction




- Tough coated membrane wrapping
- Spiral reinforcing ribs for suction applications
- 'Concertinas' for compact transportation and storage
- Fully flexible for adapting around bends, corners, etc.
- Heavy duty ducting has closely spaced reinforcing for maximum strength – also comes with handy rope tabs and extra wear strip on the outside

Please note: colors of ducting may vary from those shown

Part Number	Description
<b>BM RBWDUCT</b>	HD Duct for Fasterblaster, 30 m (6 x 5 m Lengths), High Heat Application
<b>DC D1225H</b>	Heavy Duty Flexible Ducting, 12" (250 mm) x 25' (7.5 m), with Wear Strip
<b>DC D1625H</b>	Heavy Duty Flexible Ducting, 16" (400 mm) x 25' (7.5 m) with Wear Strip
<b>DC D2025H</b>	Heavy Duty Flexible Ducting, 20" (500 mm) x 25' (7.5 m), with Wear Strip
<b>DC D2033H</b>	Heavy Duty Flexible Ducting, HD Orange, 20" (500 mm) x 33' (10 m) with Wear Strip and Rope Tabs
<b>DC D2425H</b>	Heavy Duty Flexible Ducting, 24" (600 mm) x 25' (7.5 m) with Wear Strip

## Standard Duty Flexible Ducting for Ventilation Air Extraction



- Standard duty ducting is lighter and has wider spacing between wire reinforcing ribs

Part Number	Description
<b>DC D2016G</b>	Standard Duty Flexible Ducting, Grey 20" 500 mm (5 m)

## Light Duty Flexible Ducting for Ventilation Air Extraction



- Light duty ducting is easier to handle but is designed for blowing or low pressure suction only (eg. dehumidifiers, Blue Wizard fans, etc)

Part Number	Description
<b>DC D1225SY</b>	Flexible Blower Ducting, STD Yellow 12", with Wear Strip

## Positive Pressure 'Blower' Ducting



- 'Lay-Flat' clear poly ducting – 20" (500 mm) in diameter when inflated, 32" (800 mm) flat
- Use for transferring air under positive pressure – cannot be used for suction
- Available in any requested length or in a bulk roll

Part Number	Description
<b>DC DB24_</b>	Blue Wizard Lay-Flat Ducting – specify length

## Duct Adapters and Clamps for Flexible Ducting



- Sheet metal joiners fit inside duct ends
- Use tape or duct clamps to hold the ducting and joiner securely together
- Duct clamp features quick-release chain toggle

Please contact BlastOne for other sizes

Part Number	Description
<b>DC DJ16</b>	16" (400 mm) Duct Joiner
<b>DC DJ20</b>	20" (500 mm) Duct Joiner
<b>DC DC20</b>	20" (500 mm) Duct Clamp
<b>PC DA425</b>	4 ft (1200mm) x 2-½ ft (750mm) Square to Round Containment Duct Adaptor

## Dust Collector Air Filtration Cartridges



- Cartridges to suit mobile dust collector units, blast room dust collectors and cabinet dust collectors
- Standard media or ultra-filtration media cartridges
- Many configurations and sizes available

Part Number	Description	Merv Rating
<b>DF CELC</b>	Standard Media 13" x 26" Filter Cartridge – Capped One End	15
<b>DF CELO</b>	Standard Media 13" x 26" Filter Cartridge – Open Both Ends	15
<b>DF ULTC</b>	Ultra-Filtration 13" x 26" Filter Cartridge – Capped One End	10
<b>DF ULTO</b>	Ultra-Filtration 13" x 26" Filter Cartridge – Open Both Ends	10

## ARS Mobile Dust Collector Filters



- ARS dust collector filter – 8" x 36" – standard media
- Rated for collection of lead laden dust
- Typical life with constant use – 9-12 months

Part Number	Description	Merv Rating
<b>DF DCFILTERA</b>	Standard Media 8" x 36" 'ARS Style' Filter Cartridge	10

## RBW Flame Retardant Filter



- Flame retardant filter cartridge
- To suit RBW FasterBlaster

Part Number	Description
<b>DC FRULTCP</b>	RBW Fasterblaster Flame Retardant DC Cartridge, Ultra Web

## Entech Mobile Dust Collector Filter



- Cartridge to suit all types of dust collector
- Rated for collection of lead laden dust
- Typical life with constant use – 9-12 months

Part Number	Description	Merv Rating
<b>DF DCFILTERE</b>	Standard Media 13" x 30" 'Entech Style' Filter Cartridge	10

Cabinet Spares

SHG SUCTION GUN

BLAST CABINET GLOVES



- Heavy duty rubber gloves
- Foot pedal operated suction blast guns
- See page 262 for more information on blast cabinets

Part Number	Description	Length	Diameter (to fit flange size)
CA GFM4	19" Blast Cabinet Gloves – Yellow	16 1/2" (420mm)	5 1/4" (134mm)
CA GFM5	24" Blast Cabinet Gloves – Yellow	17 1/4" (440mm)	5 1/2" (140mm)
CA GFM6	27" Blast Cabinet Gloves – Yellow	29" (730mm)	9 1/8" (232mm)
CA GLV100	30" Economy Gauntlet – Black	30" (762mm)	8" (204mm)
CA GLV200	30" Rubber Hand Gauntlet – Black	30" (762mm)	8" (204mm)
CA GLV300	30" Full Rubber Gauntlet – Black	30" (762mm)	8" (204mm)
CA SHG 1000	SHG Suction Blast Gun – use for cabinet installation, with 1/8" Airjet and BN BTF5 T.C. Nozzle		

Pro-Blast Industrial Suction Blast Gun System

HT S1004



- Ideal blasting unit for small touch-up jobs using garnet or glass beads
- Supplied standard with 1/8" Airjet, 5/16" ceramic nozzle
- Customise airjet/nozzle sizes to suit your air supply
- Tungsten nozzle optional extra
- System includes blast gun, 10ft (3m) abrasive feed hose, suction feed elbow, portable poly-hopper and screen

Part Number	Description
HT S100	Pro-Blast Suction Gun System Complete
HT S165C	Pro-Blast Suction Gun with Ceramic Nozzle (gun only)
HT S165	Pro-Blast Suction Gun with Tungsten Nozzle (gun only)
HT S1004	Suction Feed Elbow with Plug and Sleeve
BN S3C	Ceramic Nozzle 3/16" Orifice
BN S5C	Ceramic Nozzle 5/16" Orifice
BN S6C	Ceramic Nozzle 3/8" Orifice
BN S8C	Ceramic Nozzle 1/2" Orifice
BN AT5M	TC Blast Nozzle 5/16" (8 mm) Orifice (see page 126)

Air Jet and Nozzle Selection Chart

Air Jet Part No.	Air Consumption	Air Jet orifice	Use with Nozzle Size
HT S1009F	4-6 cfm	1/16"	3/16" Orifice
HT S1010F	17-25 cfm	1/8"	5/16" Orifice
HT S1011F	37-58 cfm	3/16"	3/8" Orifice
HT S1012F	67-103 cfm	1/4"	1/2" Orifice

Portable Power Suction Gun



- Powerful suction blast gun
- Ideal for where air supply is limited or for small jobs where setting up conventional pressure blast machine is a nuisance
- Uses 1/4" Airjet and 1/2" nozzle

Part Number	Description
CA PSG1	'Power' Suction Gun – with Abrasive Pick-Up Tube and Hose

8

## Blast Tape



- Reinforced, cloth tape with adhesive backing
- Use for sealing, masking, protecting
- Available in 1" (25 mm), 2" (48 mm), 3" (75 mm), 4" (100 mm) widths
- Available in carton quantities (36 rolls per carton)
- Available in white or black (black supplied unless otherwise specified)

Please contact BlastOne for other sizes

Part Number	Description	Carton Part No	Qty
<b>BA TB24</b>	Blast Tape 1" (25 mm) x 82 ft (25 m) – per roll	BA TB2472	72
<b>BA TB48</b>	Blast Tape 2" (48 mm) x 82 ft (25 m) – per roll	BA TB4836	36
<b>BA TB72</b>	Blast Tape 3" (72 mm) x 82 ft (25 m) – per roll	BA TB7224	24
<b>BA TB100</b>	Blast Tape 4" (100 mm) x 82 ft (25 m) – per roll	BA TB10018	18
<b>BA TB4836</b>	Blast Tape 2" (48 mm) x 82 ft (25 m) - (Black)	BA TB4836	36
<b>BA TB48W36</b>	Blast Tape 2" (48 mm) x 82 ft (25 m) - (White)	BATB48W36	36
<b>BA TB100W18</b>	Blast Tape (Wide) 100 mm x 25 m (White)	BATB100W18	18

## Sandpaper Rolls



- High quality painter's sandpaper roll
- For sanding painted surfaces

Part Number	Description
<b>HT SPR040</b>	4" (100 mm) x 82' (25 m) Roll – 40# Sandpaper – X-Coarse
<b>HT SPR060</b>	4" (100 mm) x 106' (32 m) Roll – 60# Sandpaper – Coarse
<b>HT SPR080</b>	4" (100 mm) x 118' (36 m) Roll – 80# Sandpaper – Medium
<b>HT SPR120</b>	4" (100 mm) x 132' (40 m) Roll – 120# Sandpaper – Fine

8

## Sandpaper Discs



- Industrial grade paper back Speed-Grip (velcro backed) discs – no holes
- 320# and 400# No-Fill A297 abrasive
- 40# to 240# Adalox H211 abrasive
- Stick-on discs, vacuum (perforated) and other size discs are available – **please contact BlastOne for more information**

Part Number	Description
<b>HT SPVSD040</b>	6" (150 mm) Heavy Duty Velcro Sanding Discs 40# (Pack 50)
<b>HT SPVSD060</b>	6" (150 mm) Heavy Duty Velcro Sanding Discs 60# (Pack 50)
<b>HT SPVSD080</b>	6" (150 mm) Heavy Duty Velcro Sanding Discs 80# (Pack 100)
<b>HT SPVSD120</b>	6" (150 mm) Heavy Duty Velcro Sanding Discs 120# (Pack 100)
<b>HT SPVSD180</b>	6" (150 mm) Heavy Duty Velcro Sanding Discs 180# (Pack 100)
<b>HT SPVSD180H</b>	6" (150 mm) Heavy Duty Velcro Sanding Discs 180# with Vacuum Holes (not pictured – suits vacuum extraction) (Pack 100)
<b>HT SPVSD240</b>	6" (150 mm) Heavy Duty Velcro Sanding Discs 240# (Pack 100)
<b>HT SPVSD320</b>	6" (150 mm) Heavy Duty Velcro Sanding Discs 320# (Pack 100)
<b>HT SPVSD400</b>	6" (150 mm) Heavy Duty Velcro Sanding Discs 400# (Pack 100)



## Vacuum Blast Heads

- Vacuum blasting workheads for use in areas where no dust or mess is tolerated
- Suitable for removal of toxic paints
- Blast & vac head connects to a standard blast machine
- Requires a separate vacuum source to keep the workhead under negative pressure – usually a BlastOne VacuLoad system or BRS unit
- Recovers the abrasive and blast debris
- Integrity of operation relies on the operator maintaining the brush seals in contact with the work surface
- Supplied 'ready to use' with flat brushes

### PiPoint Blast & Vac Workhead



- For use with the Mini BRS – see page 92
- Ideal for use in very hard to reach areas
- Tool size - 74 mm (3") x 51 mm (2") x 37 mm (1-1/2")
- 6.4 mm (1/4") straight bore nozzle
- 10 mm (3/8") blast width
- Accessory brushes sold separately

Part Number	Description
VC BV700	Pinovo PiPoint Mini Blast and Vacuum Workhead

### BV125 Blast & Vac Workhead



- Use with small blast pot or small air source.
- Use with a 2" vacuum hose

Part Number	Description	Vacuum Hose Size
VC BV125	BV125 Workhead (uses BN AT Series Nozzles)	2" (50mm)
VC BV041	BNV Reducing Bush – for VC BV125	
VC BV126	Wear Liner Tube Suit VC BV125	
VC BV250	Flat Outer Brush	
BN AT4M	TC Blast Nozzle 1/4" - see page 126 for more sizes	

### BV200 Blast & Vac Workhead



- Typical blast & vac head used when vacuum blasting complex areas, corners and other areas

Part Number	Description	Vacuum Hose Size
VC BV200	BV200 Workhead (uses Long Venturi Nozzles up to 3/8" Orifice)	3" (75 mm)
VC BV200HO	BV200 Workhead – Head Only	
VC BV023	Wear Tube, Nozzle Centre, suits BV200	
VC BV025	Handle (Suit BV200)	
VC BV104	Nozzle, #4 Long Venturi, BV200	
VC BV170	Wear Liner, Lower Main Body, BV200	
VC BV201	Fine Thread Nozzle Holder to suit BV200	
VC BV250	Flat Outer Brush BV200	
VC BV255	Flat Inner Brush BV200	
VC BV2605	Inner & Outer Brush Set, Inside Corner BV200	
VC BV2705	Inner & Outer Brush Set, Outside Corner BV200	



VCBV250

VCBV255

### BV100 Blast & Vac Workhead



- Largest workhead available
- Typically used for blasting flat surfaces
- Wheels help applicator to hold on the surface
- Must fit VC BV201 Nozzle Holder to the hose you intend to use with this workhead

Part Number	Description	Vacuum Hose Size
<b>VC BV100</b>	BV100 Workhead (uses Long Venturi Nozzles up to 1/2" Orifice)	3" (75mm)
<b>VC BV011</b>	Bellows and Clamps to suit VC100 Head	
<b>VC BV006</b>	Centre Tube Wear Liner, BV100	
<b>VC BV006G</b>	O-Ring for BV100	
<b>VC BV030</b>	Wear Sleeve BV100 Vacport	
<b>VC BV050</b>	Lower Body Assembly for BV100 Workhead	
<b>VC BV066</b>	Nozzle, #6 Long Venturi, BV100	
<b>VC BV280</b>	Heavy Duty Brush BV100	



### Right-Angled Blast & Vac Workhead



- Use in tight spaces where vacuum blasting is necessary
- High wearing and slower production compared to other options, but can get to places others can't!

Part Number	Description	Vacuum Hose Size
<b>VC BV120</b>	B&V-RA Right Angle Workhead (uses BN ATA 90° Angle Nozzles)	2" (50mm)
<b>VC BV198</b>	Nozzle Adaptor suit VCBV120 Right Angle Workhead	
<b>VC BVRA4</b>	Right-Angle Nozzle, #4 for Right Angle Workhead Kit	
<b>VC BV250</b>	Flat Outer Brush BNV3	
<b>VC BV255</b>	Flat Inner Brush BNV3	

8

### Inside Corner B&V Brushes



- Inner brush and outer brush required for effective sealing
- Use in conjunction with VC BV200 workhead to vacuum blast inside corners of angles, tank wall/floor joints, etc.

Part Number	Description	Vacuum Hose Size
<b>VC BV2605</b>	Inside Corner – Inner and Outer Brush Set	

### Outside Corner B&V Brushes



- Used for blasting when you have a light coating or are whipblasting
- The wide pattern is less intensive blasting, and will not blast as fast as the standard blasters when removing coating

Part Number	Description	Vacuum Hose Size
<b>VC BV2705</b>	Outside Corner – Inner and Outer Brush Set	

## Camlock Vacuum Hose Fittings



- Quick action cam lever connector
- Lightweight, tough aluminum construction
- Also available in brass or stainless steel
- Female camlock includes gasket

Need another size? Simple. Use our easy Part Number System below to get the right size

FC AM - F 075 AL

AL = Aluminum  
BR = Brass  
SS = Stainless Steel

050 = 2"  
065 = 2 1/2"  
075 = 3"  
100 = 4"  
150 = 6"

- F = Male Camlock with BSP Male thread  
A = Male Camlock with BSP Female thread  
E = Male Camlock with Hose Tail  
B = Female Camlock with BSP Male thread  
D = Female Camlock with BSP Female thread  
C = Female Camlock with Hose Tail  
G = Gasket (BUNA N Rubber Standard)

Part Number	Description
FC AMF075AL	Aluminum 3" Male Camlock with BSP Male Thread
FC AMA075AL	Aluminum 3" Male Camlock with BSP Female Thread
FC AME075AL	Aluminum 3" Male Camlock with Hose Tail
FC AMB075AL	Aluminum 3" Female Camlock with BSP Male Thread
FC AMD075AL	Aluminum 3" Female Camlock with BSP Female Thread
FC AMC075AL	Aluminum 3" Female Camlock with Hose Tail

Please contact BlastOne for replacement gaskets and other types of adaptors, e.g. double male camlocks

8

## Vacuum Hose Super Clamp



- Neat, single-bolt metal clamp
- Only suitable for Vacuum. Do NOT use for air or blast hose
- Other sizes available – please contact BlastOne

Part Number	Description
FC CL092097	SuperClamp 3 1/2" - 4" (92 - 97 mm) – suits 3" Tigerflex
FC CL115121	SuperClamp 4 1/2" - 5" (115 - 121 mm) – suits 4" Tigerflex

## Abrasive Vacuum Hose - AU/NZ



- Smooth bore thick internal liner
  - Crush resistant spiral reinforcement ribs
- Please contact BlastOne for other sizes and lengths

Part Number	Description
AH VT05020	Black Vacuum Hose 50 mm ID - 20m length - (AU/NZ only)
AH VT07520	Black Vacuum Hose 50 mm ID - 20m length - (AU/NZ only)
AH VT10020	Black Vacuum Hose 75 mm ID - 20m length - (AU/NZ only)
AH VT15020	Black Vacuum Hose 100 mm ID - 20m length - (AU/NZ only)
AH VT20020	Black Vacuum Hose 150 mm ID - 20m length - (AU/NZ only)

## TigerFlex Abrasive Vacuum Hose - USA



### Kuriyama TigerFlex UF1

- TigerFlex Heavy Duty - Great Quality / Long Lasting
- Lower Flex Radius
- Urethane Liner - dramatically increases life of hose against abrasive
- Thick PVC cover - provides protection from external wear and tear
- Static Resistant

Part Number	Description
<b>AH VAC050</b>	TigerFlex Vacuum Hose - 2" ID - in 50ft, 100ft - (USA only)
<b>AH VAC075</b>	TigerFlex Vacuum Hose - 3" ID - in 50ft, 100ft - (USA only)
<b>AH VAC100</b>	TigerFlex Vacuum Hose - 4" ID - in 50ft, 100ft - (USA only)
<b>AH VAC150</b>	Tiger Flex Vacuum Hose - 6" ID - in 20ft, 50ft, 100ft - (USA only)
<b>AH VAC200</b>	Tiger Flex Vacuum Hose - 8" ID - in 20ft, 50ft, 100ft - (USA only)

### Kuriyama TigerFlex TR1

- TigerFlex Rubber
- Highest Flex Radius
- Most Affordable
- SBR Rubber liner • PVC Cover
- Static Resistant

Part Number	Description
<b>AH VTR050</b>	TigerFlex Vacuum Hose - 2" ID - in 50ft, 100ft - (USA only)
<b>AH VTR075</b>	TigerFlex Vacuum Hose - 3" ID - in 50ft, 100ft - (USA only)
<b>AH VTR100</b>	TigerFlex Vacuum Hose - 4" ID - in 50ft, 100ft - (USA only)
<b>AH VTR150</b>	Tiger Flex Vacuum Hose - 6" ID - in 20ft, 50ft, 100ft - (USA only)
<b>AH VTR200</b>	Tiger Flex Vacuum Hose - 8" ID - in 20ft, 50ft, 100ft - (USA only)

8

## Hose Tail Fittings and Adaptors for Vacuum Hose



- One piece, metal construction
- Pipe thread connection

Part Number	Description
<b>FM TT 050</b>	Threaded Hose Tail 2" (50 mm)
<b>FM TT 075</b>	Threaded Hose Tail 3" (75 mm)
<b>FM TT 100</b>	Threaded Hose Tail 4" (100 mm)
<b>FM TT 125</b>	Male Threaded Hose Tail 5" (125 mm)
<b>FM TT 150</b>	Male Threaded Hose Tail 6" (150 mm)
<b>FM TT 200</b>	Male Threaded Hose Tail 8" (200 mm)
<b>FM TT J080</b>	Vacuum Hose Joiner 3" (75 mm) <i>(not shown)</i>
<b>FM TT J100</b>	Vacuum Hose Joiner 4" (100 mm) <i>(not shown)</i>
<b>FM TT J150</b>	Vacuum Hose Joiner 6" (150 mm) <i>(not shown)</i>
<b>VC HA075050</b>	Adaptor 3" (75 mm) - 2" (50 mm) <i>(not shown)</i>
<b>VC HA100075</b>	Adaptor 4" (100 mm) - 3" (75 mm) <i>(not shown)</i>
<b>VC HA150100</b>	Adaptor 6" (150 mm) - 4" (100 mm) <i>(not shown)</i>

## Eductor™ Vacuum Transfer Systems



- Powerful, air powered vacuum systems
- Ideal for clean up of smaller amounts of abrasive
- Uses extremely efficient 'Eductor™' venturi pump to create vacuum
- For large scale abrasive vacuum operations, **please refer to the Vacuload system on page 64**
- Drum-mounted 'Educt-a-Vac' system: includes Eductor™ vacuum pump mounted on a drop out lid to suit a 55 gallon (205 liter) drum

Please contact BlastOne for technical information and options for exhaust noise and dust control

Part Number	Description
VC 201811100	Eductor Assembly 150 cfm 3"
VC 201821100	Eductor Assembly 225 cfm 3"
VC 201831100	Eductor Assembly 350 cfm 3"
VC 201841100	Eductor Assembly 440 cfm 3"
VC 201851100	Eductor Assembly 550 cfm 3"
VC 201811101	Eductor Nozzle 150 cfm
VC 201821101	Eductor Nozzle 225 cfm
VC 201831101	Eductor Nozzle 350 cfm
VC 201841101	Eductor Nozzle 440 cfm
VC 201851101	Eductor Nozzle 550 cfm
VA TL200	Drum Mounted Vacuum Transfer Lid

8

## Bulk Pot Eductor Vac



- Vacuum loading abrasive enables filling of bulk pot from the ground, removing the need for a long reach fork lift
- When mounted to the bulk pot frame, the Eductor vac will handle over 4 tons per hour

Part Number	Description
VA EDU6000	Eductor Vacuum System for MegaBlaster

## Interceptor Abrasive Vacuum Transfer System



- Interceptor Abrasive Vacuum Transfer System: includes Eductor™ vacuum pump mounted on an Interceptor 55 drop out and storage bin

Please contact BlastOne for technical information

Refer to page 264 for more information

Part Number	Description
VC INTVTS	Interceptor/Eductor Vacuum and Storage System



### Air Powered Drum Vacuum



- Air powered drum vacuum
- Hepa vacuums are available
- Suction power 16" HG

Part Number	Description
<b>VC DVT200</b>	Vacmax Compressed Air Drum Vac, 200 cfm Head Only
<b>VC BNVHFT</b>	Hard Floor Pick Up Tool
<b>VC BNVPUTL</b>	Pick Up Tube, Lower
<b>BN VPUTU</b>	Pick Up Tube, Upper
<b>VC VCBNVVHA50</b>	Adaptor, 2" Vac Hose to Pick Up Tube
<b>VC DVHFILTER</b>	Drum Vacuum Paper Filter, suit Vacmax
<b>VC DRUM205</b>	Drum, 205 Liter, Reinforced for Drum Vac
<b>VC DVT200700</b>	Vacmax Drum Vac, Inlet Elbow
<b>VC DVT200701</b>	Vacmax Drum Vac, Discharge Elbow
<b>VC DVT200720</b>	Vacmax Drum Vac, Hose Adaptor
<b>VC DVT2007033</b>	Vacmax Drum Vac, Exhaust Filter

### Air Powered Light Duty Abrasive Vacuum System



- Handy, portable, compressed air powered systems
- Industrial abrasive air vac (pictured) requires 70-100 cfm compressed air
- Use for cleaning workshops, scarifier hand tools etc.

Part Number	Description
<b>VA V050</b>	Industrial Abrasive Air-Vac

8

### Air Powered Back Pack Vacuum



- Back-pack Air-Vac requires 30-50 cfm compressed air – use for light-duty site cleaning
- 2 gallon, pneumatic motor, stainless steel vacuum with back pack frame

Part Number	Description
<b>VA V025</b>	Back Pack Vacuum with HEPA Filter for Lead Paint

### Wet and Dry TMB Vacuum



- 100 litre capacity
- 1720 mm (68") H x 920 mm (36") L x 660 mm (26") W

Part Number	Description
<b>VC 00A200</b>	Heavy Duty Compressed Air Vacuum, Twin Venturi
<b>VC 00M100</b>	Heavy Duty Electric Regenerative Vacuum, 15 amp

## Petrol/Gasoline Driven High Pressure Cleaner



- Petrol/gasoline powered industrial duty high pressure cleaner
- Honda GX390 engine/motor
- Ideal for blaster/painter requirements
- Max operating pressure – 4200 psi
- Water output – 16 liter (4 gallon) /min
- Weight - 55 kg (120 lbs)
- Features brass pump head and 15 m (50') steel braided hose
- Dial N Wash trigger and 5 nozzles included

Part Number	Description
<b>PS 4200HD</b>	390cc Petrol/Gasoline High Pressure Cleaner

## Electric Driven High Pressure Cleaner



- Zone rated electric water blaster
- Three phase motor
- Max operating pressure - 5000 psi
- Water output – 19 liter (5 gallon) /min
- Explosion proof
- Ideal for use in offshore and hazardous environments

Part Number	Description
<b>BJE350EX22</b>	20HP Electric High Pressure Cleaner

## Laser Blasting




- Uses no media
- Self contained and fully mobile
- Laser Class 4 products
- Precision or large-scale paint removal
- Selective or total paint removal
- High removal rates, especially with thin coatings
- Harmless to the substrate
- Gentle, precise and residue free



Please contact BlastOne for further information



Part Number	Description
<b>BM LB20</b>	Back-Pack 20W Laser Blasting Unit
<b>BM LB300</b>	Mid Range 300W Laser Blasting Unit
<b>BM LB1000</b>	High Powered 1000W Laser Blasting Unit





# Environmental Containment,

## The Key Components of a Safe

### You are responsible

Today's duty-of-care requirements for environmental protection and occupational health and safety mean that open air blasting, without any responsibility for the consequences, is a thing of the past.

To help you achieve environmental legislation compliance and provide a safe workplace, **BlastOne has an extensive range of containment and ventilation solutions.**

#### 1 Blasting and Painting Enclosure

The 'heart' of any containment system is the enclosure itself, which consists of two major elements—the sheeting and the support structure.

##### Containment Sheeting

BlastOne has an extensive range of containment sheeting available. This extensive range ensures that whatever your operating requirements are, they can be met. Sheeting options include:

- a selection of different sheet widths and lengths
- economical, light duty sheeting or heavy duty, long-term sheeting
- flame-retardant sheeting
- custom made sheeting and tarps
- company logos printed on sheets.

**See pages 276 - 280 for more information**

##### Support Structure

The most commonly used support structure for containment sheeting is stationary steel scaffolding. BlastOne does not supply scaffolding, however we can provide referrals for contractors who are experienced in setting up scaffolding structures for containment enclosures.

#### 2 Ventilation and Dust Collection

An abrasive blasting enclosure without ventilation quickly becomes a dusty, hazardous haze, hindering productivity and safety.


To counter this problem, BlastOne has an extensive range of dust collection solutions to complete any containment system.

**See page 78 for more information**

In some instances the coating requiring removal may contain hazardous substances; in the majority of cases this will be lead-based pigments. As these substances are considered toxic, specialized systems will be required. BlastOne can help you with waste disposal, testing and monitoring systems, and specialized PPE Systems.

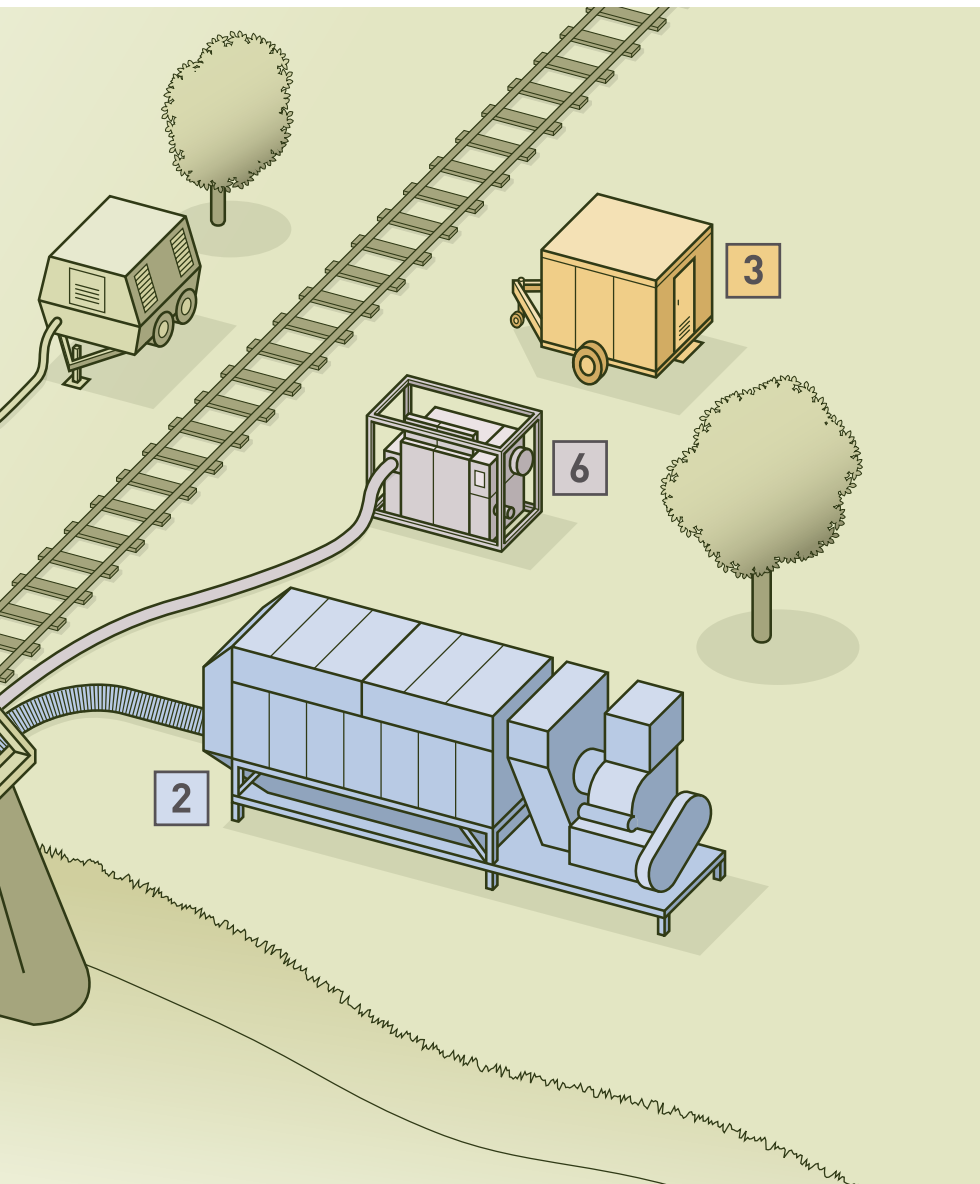
**See page 279 for more information**

#### 3 Decontamination Shower Unit



# Control and Ventilation

## Corrosion Controlled Worksite



### 4 Vacuum Recovery

Sweeping and shovelling spent abrasive inside a containment enclosure can be a very time-consuming process. To help speed up spent abrasive recovery, BlastOne has available for purchase or hire, industrial vacuum systems that are built specifically for recovering abrasive. A range of different options are available including electric and pneumatic systems.

**Ask BlastOne for our specialized brochure on vacuum recovery systems.**

**See page 64 for more information**

### 5 Abrasive Recycling

Where an abrasive is being used that has good recycling characteristics, such as Australian GMA Garnet or Steel Grit, BlastOne can supply recycling systems to clean spent abrasive. These systems can clean up to 7 tons of abrasive per hour, removing both coarse trash and dust creating abrasive fines. Easy to use and low cost to run, BlastOne abrasive recycling systems are suitable for both fixed and site installations. Reduce your disposal costs!

**See page 70 for more information**

### 6 Dehumidification

Every contractor realizes that a supply of clean, dry air is essential to the efficient operation of a blast machine, however, drying the air inside a blast enclosure also helps to improve productivity. Traditionally used in cold, wet conditions, dehumidifiers have proved their worth time and time again by minimizing flash rusting and extending the length of time required between blasting and prime coating.

**Talk to BlastOne for a range of rental or purchase solutions.**

**See page 108 for more information**

### 7 Abrasive Blasting Machinery

From lightweight hand-held units to trailer-mounted bulk blasters for up to four operators, BlastOne has a blast machine to suit your needs. In addition to the blast unit itself, BlastOne has an extensive range of specialized safety equipment for the corrosion control industry.

BlastOne's entire range of corrosion control equipment is available for both sale and rental – **call BlastOne today.**

**See pages 8 - 25 for more information**



ChromateCheck Swabs



- Check for presence of chromate in paint on structures
- Simple, quick, qualitative test
- Single use swab test – can be re-used again immediately if first test spot shows negative result

Part Number	Description
<b>IN LCR8</b>	ChromateCheck Swabs (Pack 8)
<b>IN LCD8</b>	Cadmium Check Swabs (Pack 8)

Lead Detection Test Kit



- Check for presence of lead in paint on structures
- Simple, quick, qualitative test
- Single use swab test – can be re-used again immediately if first test spot shows negative result

Call BlastOne for a free copy of the 'Working With Lead' booklet

Part Number	Description
<b>IN LCX8</b>	LeadCheck Swabs (Pack 8)

9

Lead Waste Pre-Treatment



Enviro-Prep Lead Pre-Treatment

- Environmentally friendly, chemical pre-treatment for safe removal of lead paint
- Apply to lead paint surfaces prior to blasting
- Stabilizes lead for environmentally safe disposal

Please contact BlastOne for technical details

Part Number	Description
<b>CH ENVIOPREPP</b>	Enviro-Prep Premium – 5 Gallon (20 Liter) Drum
<b>CH ENVIOPREPS</b>	Enviro-Prep Stripper – 5 Gallon (20 Liter) Drum

Enviro-Prep One-Step

- Enviro-Prep® 1Step uses a patented treatment chemistry that converts lead to a highly insoluble inorganic compound
- Solution is injected at the blast nozzle and mixed into the media while blasting.

Part Number	Description
<b>CHENVIOPREP1S</b>	Enviroprep 1-Step (5 Gallon Drums)

## Personal Air Sampler



- Rugged and durable monitor designed for lead or asbestos particulate concentration monitoring
- Battery powered – provides approximately 10 hours operation before recharging
- Will monitor for lead using NIOSH methods 7082, 7105 or 7300
- Flow range of 500-3000 cc/minute (0.5-3.0 liters/minute)

Part Number	Description
<b>PC MP500</b>	Gillian BDX Air Sampler – Pump Only
<b>PC MP500K</b>	Gillian BDX Air Sampler – Complete Kit
<b>PC MP500FP</b>	Replacement Filter Cassettes (Pack 50)

## Lead Dust Remover Towels



- Uses latest technology to aid in removing lead dust
- Designed to be used for pre-cleaning prior to removal or encasement, and/or final clean up following lead abatement
- Optional microfiber multi-purpose towel also available

Part Number	Description
<b>PC WLD50</b>	Lead Dust Remover Disposable Towels (Pack 290)
<b>PC WTB</b>	Microfiber Towel – 16" x 16" (400 mm x 400 mm) (Box 180)

## BlastOne Coated Tarp



- Coated nylon (airbag) tarps
- Standard configuration is grommets every 2 feet on perimeter and seams every 5 feet
- Flame retardent
- Custom sizes and configuration available

Part Number	Description
<b>PC COATEDNYLON20X30</b>	BlastOne Coated Tarp 20' x 30'
<b>PC COATEDNYLON20X35</b>	BlastOne Coated Tarp 20' x 35'
<b>PC COATEDNYLON40X60</b>	BlastOne Coated Tarp 40' x 60'

## BlastClad Heavy Duty Containment Sheeting



- Tough, triple layer construction
- Woven, scrim mesh reinforcing
- Anchor-strip bands run the full length of each roll
- Fixing point indicators every 4" (100mm)
- Heat-sealable sheeting for joins/overlaps
- Ultra H.D. roof sheeting – specifically designed for use as a roof membrane
- Customized logos/branding available on request for corporate advertising



Part Number	Description	Dimensions		Area	
		m	ft/in	m <sup>2</sup>	ft <sup>2</sup>
<b>PC 2045EC</b>	BlastClad Lite Sheeting	2 x 45	6'6" x 150'	90	975
<b>PC 2045PM</b>	Premium Heavy Duty Sheeting 250 gsm	2 x 45	6'6" x 150'	90	975
<b>PC 4045EC</b>	BlastClad Lite Sheeting 160 gsm	4 x 45	13'3" x 150'	180	1950
<b>PC 4045PM</b>	Premium Heavy Duty Sheeting 250 gsm	4 x 45	14'5" x 138'	180	2001

## Clear Poly Sheeting



- For screening, partitioning, floor covering, etc.
- Ideal for overspray protection and dust control
- Non-reinforced construction
- Also available in 10ft (3m) and 13ft (4m) widths – speak with BlastOne for more information

Part Number	Description	Dimensions		Thickness
		m	ft	
<b>PC C2X50H</b>	Heavy Poly Sheeting	2 x 50	6' x 150'	8 mil/200 µm

## BlastClad Flame Retardant Containment Sheeting




- BlastClad FR is flame retardant and available in two grades
- Complies with British, European and US FR standards
- Recommended for safety-critical installations such as occupied buildings, shipyards, offshore and petrochemical installations

Part Number	Description	Dimensions		Area	
		m	ft/in	m <sup>2</sup>	ft <sup>2</sup>
<b>Standard Duty</b>					
<b>PC 2045SDFR</b>	BlastClad Sheeting - Flame Retardant, 200 gsm	2 x 45	6'6" x 150'	90	975
<b>PC 4045SDFR</b>	BlastClad Sheeting - Flame Retardant, 200 gsm	4 x 45	13'3" x 150'	180	1950
<b>PC 4045SDFR</b>	BlastClad Sheeting - Flame Retardant, 200gsm	4x45	13'3" x 150'	180	1950
<b>PC 4045PMFR</b>	Premium Flame Retardant, 250gsm	4x45	13'3" x 150'	180	1950

9

## BlastClad Flame Retardant Filter Sheeting



- It is almost twice as strong as the strongest conventional sheeting
- Reduces the wind forces on the supporting structure
- Provides a ventilated system without unduly compromising weather protection. Even with wind-driven rain, BlastClad filter sheeting manages to keep rain out of the contained area with only a fine mist penetrating for a short distance
- During abrasive blasting, filter sheeting contains the dust and helps dissipate increased air pressures
- By providing a means for airflow, it also disperses fumes from volatile solvents during painting operations and reduces paint drying times
- In cold climates it reduces the wind chill factor and in hot climates it provides shade and ventilation to provide a comfortable working environment
- Flame retardant – commonly used on petrochemical sites, nuclear and conventional power stations, marine and offshore facilities and buildings which are occupied during construction works

Part Number	Description	Dimensions		Area	
		m	ft/in	m <sup>2</sup>	ft <sup>2</sup>
PC 3.07/50FILFR	Flame Retardant Filter Sheeting	3 x 50	10' x 165'	150	1650

## Acoustic Curtain Panels



With the ever increasing public and environmental awareness surrounding the industrial maintenance contractor, strict guidelines on noise levels can create challenges.

By incorporating practical noise control into the project, you will be one step ahead of any other tenderer, and create a 'green' company image.



- **Acoustic curtains** are sound-absorbing panels which have an acoustic foam laminate to control noise levels by up to 25dbA and are fire resistant
- Ideal for use around noise-sensitive sites, such as adjacent to commercial or residential areas
- Can be hung from scaffolding, portable fences, etc
- Quick erection – uses "hook and loop" connection strips to allow for any size of enclosure

Part Number	Description
PC AAC10	Acoustic Curtain Panel, Fire Resistant 10 ft high x 3 ft wide

## Acoustic Insulated Sheeting



- **Acoustic insulated sheeting** has heavy duty eyelets on edges and incorporates a special sound absorbing foam laminate
- It also features thermal insulating properties to help prevent steel temperatures from dropping below dew point

Part Number	Description
PC AISFRP	Acoustic Insulated Sheeting – 7'3" x 33' (2.2 m x 10 m)

### PowerTie Fastener for Containment Sheeting



- Extremely versatile fastener
- Elastic tail accommodates variations in scaffold pole sizing, spacing and alignment
- Re-usable



Part Number	Description
<b>PC PT100</b>	Elasticated PowerTie (Pack 100)

### PowerClamp Joiner for Containment Sheeting



- 2 piece, snap-together clamp
- For joining overlapping sheets

Part Number	Description
<b>PC PC100</b>	PowerClamps (Pack 100)

9

### Puncture Knife for Containment Sheeting



- For making penetrations through the sheeting to attach fastening ties or sheet joining clamps
- Triple edged puncture knife

Part Number	Description
<b>PC KN1</b>	Puncture Knife with Belt Holster


### Hand-Held Stitching Machine for Joining Containment Sheeting



- Portable, electric hand-held stitching machine
- Ideal for fast installation and joining of containment sheeting on-site

Part Number	Description
<b>PC SSM</b>	Portable Containment Sheeting Stitching Machine

## Bar Magnets



- Use bar magnets to make temporary entry-exit points for the work enclosure
- Non-corrosive, lightweight, aluminum casing

Part Number	Description
PC MB2	Bar Magnet 2 foot (610 mm)
PC MB3	Bar Magnet 3 foot (915 mm)
PC MB4	Bar Magnet 4 foot (1220 mm)
PC MB5	Bar Magnet 5 foot (1525 mm)

## Sealing Tape for Containment Sheeting



- Seal up sheeting joints
- Ensures the integrity of the work enclosure
- Keep rain, moisture out and dust inside

Part Number	Description
PC TDSR50	Double Sided Reinforced Tape 2" (50 mm) x 82' (25 m) <i>(not shown)</i>
BA TB48	Blast Tape 2" (48 mm) x 82' (25 m) Roll <i>(not shown)</i>
BA TB100	Blast Tape 4" (100 mm) x 82' (25 m) Roll <i>(not shown)</i>
PC TG50	Silver Grey Duct Tape 2" (50 mm) x 98' (30 m) Roll
PC TM1525	Mastic Joint Sealing Tape 5/8" (15 mm) x 82' (25 m) Roll

## Lead Warning Tape



- Yellow non-adhesive flag tape with bold clear message
- Used for marking the perimeter of the work area and to cordon-off restricted access areas

Part Number	Description
PC TLW	Lead Warning Tape 3" x 500' (75 mm x 154 m) Roll



## Shrinkwrap Containment Systems



- Heavy duty polyethylene shrinkwrap film
- Fire retardant – approved to NFPA701
- 9 mil (225 microns), 10.5 mil (270 microns) and 12 mil (300 microns)
- Lightweight
- UV inhibitor treated
- Opaque color reflects heat yet transmits light
- Seamless, continuous covering – when bonded
- Durable for excellent weather tolerance
- Shrink property – enhances rigidity of enclosure
- Fast and simple to repair
- Creates a clean, neat presentation
- Environmentally friendly disposal – recyclable polyethylene
- Shrink using heat shrink gun – kit includes adjustable heat gun, carry case, auto igniter, regulator and 25 ft of hose
- Many sizes and styles available – please specify your requirements

Please contact BlastOne for technical information

Part Number	Description
PC 9.0/30SWFR	FR Shrink Wrap 9 Mil Sheeting – 30' x 100' (9 m x 30 m)
PC TSW450W	Premium 9.5 Mil Heat Shrink Tape 4" x 165' (100 mm x 50 m)
PC SWG988	Propane Heat Shrink Gun Kit <i>(not shown)</i>

## Dome Shelter



- Permanent or temporary mounting systems
- Ideal for setting up temporary blasting and painting facilities
- Supplied in modular kit form for simple and quick installation – often mounted on top of two side-by-side shipping containers
- Fully relocatable – easy to install and dismantle
- 100% waterproof – approximately 90% sun blackout
- Wind rated up to 190mph (300km/h) plus
- Can be built on dirt or gravel; does not require a concrete foundation or knee wall

Part Number	Description
PC DS1	12' W x 40' L x 12' H Open on Both Ends, 18 oz Vinyl Fabric
PC DS2	20' W x 60' L x 16' H, Closed One End, Large Door and Man Door One End, 18 oz Vinyl Fabric
PC DS3	44' W x 53' L x 10' H for Mounting on Containers, Make the Shelter Total of 27' H Closed One end, Large Door and Man Door Other End., 18 oz Vinyl Fabric
PC DS4	56' W x 99' L x 10' H for Mounting on Containers, Make the Shelter Total of 27' H, Open Both Ends, 18 oz Vinyl Fabric
PC DS5	56' W x 99' L x 27' H Closed One End, Large Door and Man Door Other End, 18 oz Vinyl Fabric



## Customized Abrasive Drop Out Tarps



- Customized tarpaulin systems are available in almost any configuration
- In a system as pictured, tarps can be used to capture abrasive from virtually inaccessible projects

Part Number	Description
PC AST	Abrasive Chute Tarp - <b>Call for Quote</b>


## Waste Disposal Bags



- Tough polyethylene
- 47" x 20" (1200 x 500mm) large size
- Pre-printed with a hazardous waste warning
- Use for lead dust, asbestos, etc.
- Use for dust collector discharge


Part Number	Description
PC WDBL50	Lead Waste Disposal Bags (Pack 500)
PC WDBA50	Asbestos Waste Disposal Bags (Pack 50)
PC WDSL500	Lead Waste Disposal Stickers (Roll 500)
DC 1198L	Woven PP Dust Bag, Lined 760 mm x 355 mm
DC 1198S	Woven PP Dust Bag, Lined, 560 mm x 405 mm
GA BB1000P	Empty Bulk Bag, 1 Ton, Plain
AG LINER010	Empty Bulk Bag Liner, 1.0 Ton (Roll 25)
GA BB2000P	Empty Bulk Bag, 2 Ton, Plain
AG LINER020	Empty Bulk Bag Liner, 2.0 Ton (Roll 25)

Rental Equipment for Lead Abatement Projects



9

Dust Collectors available for Rental



See page 78 for more information

- Skid or trailer mounted, made for easy craning and transportation
- Diesel or electric drive options
- Multiple duct inlets and powerful fans for use with long duct lengths
- Hydraulic-powered auger – seldom breaks down
- Well maintained, reliable units, great looking, modern fleet, super-strong, rugged construction
- 20" (500mm) ducting available for hire or purchase – see page 260
- Sizes available: 12,000 cfm, 20,000 cfm, 30,000 cfm, 40,000 cfm, 60,000 cfm, 80,000 cfm, 100,000 cfm

Part Number	Description
DF DC6K	6,000 cfm Diesel Driven Dust Collector
DF DC12K	12,000 cfm Diesel Driven Dust Collector
DF DC20K	20,000 cfm Diesel Driven Dust Collector
DF DC27K	27,000 cfm Diesel Driven Dust Collector
DF DC40K	40,000 cfm Diesel Driven Dust Collector
DF DC45K	45,000 cfm Diesel Driven Dust Collector

## Blasting Packages for Rental



**See page 10 for more information**

- Latest technology 'BlastOne Series' blast machines – guaranteed to save you money
- Fast acting controls – fail-safe deadman system.
- Low abrasive consumption, increased air flow.
- Ergonomic design, semi-pneumatic tires
- Package includes: blast machine, inlet fitting, moisture separator, blast hose, extension blast hose, blast nozzle, deadman controls, blast helmet, helmet supply hose, breathing air filter, helmet air conditioner, lid and screen

Part Number	Description
<b>BMS3.5</b>	3.5 cu ft Blast Pot
<b>BMS6.5</b>	6.5 cu ft Blast Pot

## MegaBlasters for Rental



**See page 18 for more information**

- A must on any large blasting project – guaranteed to save you a minimum of 30% of the total job cost vs using smaller blast machines.
- Can hold enough abrasive for 4 operators to blast non-stop all day, without having to stop and refill the blast machine
- Rugged trailer with 'load-rated' wheels and tires, and 'torsion' suspension
- Genuine BlastOne valves and controls – giving lower abrasive use and fast response to deadman
- Electric controls for even faster control with long hose lengths
- 4-outlet capacity to run up to 4 nozzles simultaneously
- Full load lifting lugs for easy crantage
- Union-end ball valves to easily clear abrasive blockages
- Optional vacuum loading system to save moving bulk bags on site
- 10,000 lbs (5 ton), 16,000 lbs (8 ton) & 20,000 lbs (10 ton) capacity units available

Part Number	Description
<b>BMS60</b>	60 cu ft MegaBlaster
<b>BMS120</b>	120 cu ft MegaBlaster
<b>BMS160</b>	160 cu ft MegaBlaster

## AirPrep Moisture Removal Systems for Rental



**See page 26 for more information**

- **Guaranteed to reduce your overall blasting costs by over 10% by effective moisture removal**
- Super-strong, rugged, skid mounted construction.
- Lifting lugs for easy crantage
- Air-powered fan and 'after-cooler' – no additional power source required
- Large bulk air expansion tank and demister element to effectively remove nearly all moisture from the compressed air
- Multiple inlet and outlet ports to run several hoses to different machines simultaneously
- 250, 400, 750, 950, 1600 cfm units available

Part Number	Description
<b>AC S250</b>	250 cfm Airprep Moisture Removal System
<b>AC S400</b>	400 cfm Airprep Moisture Removal System
<b>AC S1600</b>	1600 cfm Airprep Moisture Removal System
<b>AC SD250</b>	250 cfm Airprep Air Dryer with Deliquescent
<b>AC SD400</b>	400 cfm Airprep Air Dryer with Deliquescent
<b>AC SD1600</b>	1600 cfm Airprep Air Dryer with Deliquescent

## Worker Decontamination Trailer System for Rental



See page 106 for more information

- Decontamination is essential for workers when leaving the containment work area
- BlastOne decon trailer features 'dirty' entrance chamber, inbuilt showers with hot and cold water, waste water filtration system, 'clean' exit chamber

Please ask BlastOne for technical details

Part Number	Description
<b>DF DECON1</b>	1 Stall Decontamination Shower Trailer
<b>DF DECON2</b>	2 Stall Decontamination Shower Trailer
<b>DF DECON4</b>	4 Stall Decontamination Shower Trailer

## Garnet Recycler for Rental



- On site garnet recyclers
- Simple to operate
- Designed for easy transport
- Recommended for long term projects requiring over 500 ton of garnet

Part Number	Description
<b>MK3</b>	Garnet Recycler on Skid (4 ton/hour)
<b>MK COMBI</b>	Large Onsite Garnet Recycler (8 ton/hour)

## Vacuum Systems for Rental



• See page 64 for more information

- Latest technology BlastOne Eductor vacuum producers
- Powerful vacuum for conveying abrasive long distances
- Strong, reinforced vacuum dust collectors
- Ruggedly built interceptors for dumping abrasive waste
- Modern, professional fleet
- Simple, easy to operate
- Compressed-air powered units for utilizing existing compressed air
- Proven on many lead-paint removal projects and over long term use by contractors
- Easily transportable for site manoeuvrability and reducing freight costs
- Vacuum hose and pick-up tools also available for hire or purchase – see page 191

Part Number	Description
<b>VC VACULOADI</b>	Vacuload System with Drop out Lid or Chamber – 2 ton/hour
<b>VC VACULOADII</b>	Vacuload System with Interceptor – 2 ton/hour
<b>VC VACULOADIV</b>	Vacuload System with Interceptor – 4 ton/hour

## Diesel Vacuum Systems for Rental



- Available in diesel, electric or air powered
- Up to 25 tons per hour

Part Number	Description
<b>VC VACULOAD6</b>	Skid Mounted Diesel Powered Vacuum
<b>VC VACULOAD8</b>	Trailer Mounted Diesel Powered Vacuum

## Blast and Vacuum Systems for Rental



- Skid mounted for on-site vacuum blasting
- Single use of abrasive to stop cross contamination

Part Number	Description
<b>VC 00VRS1</b>	VRS1 Power Gun Blast and Vac Unit
<b>VC VRS2</b>	VRS2 Pressure Blast and Vac Unit – Package
<b>VC 00VRS3</b>	VRS3 Blast and Vac Unit – Skid Mounted Package

## Vacuum Blasting Systems for Rental



- Many projects are now requiring vacuum blasting
- Uses a blast and vacuum workhead to control dust and abrasive escaping into the atmosphere

Part Number	Description
<b>VC BRSMINI</b>	Mini Blast and Vacuum System 0.9 cu ft Pot Size
<b>VC BRS35</b>	Blast and Vacuum System 3.5 cu ft Pot Size
<b>VC BRS65</b>	Blast and Vacuum System 6.5 cu ft Pot Size
<b>VC BNV125A</b>	Mini Blast and Vacuum Workhead
<b>VC BNV6</b>	Large Blast and Vacuum Workhead

## Acoustic Paneling for Rental



- Acoustic curtains are sound absorbing panels which have an acoustic foam laminate to control noise levels by up to 25 dbA
- Fire resistant

Part Number	Description
<b>PC AAC10</b>	Accoustic Panels 10' H x 3' W

## Diesel Bunded Tanks for Rental



- Today's jobsite runs on diesel
- Safe and efficient storage for this popular site fuel
- Reduces the need for on site fuel deliveries

Part Number	Description
<b>DF DT20TCG</b>	500 Gallon Bunded Diesel Tank

Compressors for Rental



- Modern, well maintained fleet
- Pressures up to 150 psi (10 bar)

Part Number	Description
CO 375TM	375 cfm Trailer Mounted Compressor
CO 800TM	800 cfm Trailer mounted Compressor
CO 1600TM	1600 cfm Trailer mounted compressor

Internal Pipe Blast and Paint Systems for Rental



- Highly efficient process for blasting and painting tunnels, pipes and penstocks

Part Number	Description
IP RIPTCT	RIPT Blasting Unit for Pipe 4'6" to 14"
IP RIPTCS	RIPT Spraying Unit for Pipe 4'6" to 14"

Spray Packages for Rental



- See pages 338 - 344 for more information
- BlastOne customized Graco spray machines
  - Rugged, reliable, powerful, well serviced
  - Lower / pump section built for easy maintenance
  - Spray gun and hoses also available for purchase – see pages 358 - 376

Part Number	Description
GM X60DH3	60:1 Graco NXT Sprayer
GM X70DH3	70:1 Graco NXT Sprayer
GM CHAR	High Powered Sprayer Customised for Spraying Chartek Fire Proofing Coatings
GM XP70	70:1 Graco Plural Sprayer

Dehumidifiers for Rental




- See page 108 for more information
- High efficiency dehumidifiers to keep the internal conditions within required specifications – hold the blast prior to painting for extended periods
  - Operate in controlled ambient conditions – easily control the dewpoint
  - Enables blasting and painting to continue in a contained area even during inclement weather and high humidity
  - Optional propane powered heaters – smaller generator required – save money and energy
  - Robust aluminum frame and skid – reliable and easy to move around site
  - **Sizes available: 200 cfm to 20,000 cfm of variable style and temperature control**

Part Number	Description
DF DH2000	2,000 cfm Dehumidifier
DF DH6500	6,500 cfm Dehumidifier





### Crushed Glass (Crushed Recycled Glass Abrasive)



- Waste, recycled glass product
- White, yellow, brown or green glass particles
- Friable, tending to be very dusty
- Limited use for removal of thick, rubbery coatings
- Will not remove tight adherent millscale
- Non-recyclable

DURABILITY & RECYCLABILITY ★★★★★

HARDNESS ★★★★★

#### Health, Safety or Environmental Warnings

Glass dust generated by blasting may cause severe irritation of the skin, eyes, nose and throat with bleeding and discomfort.

Check with local OSHA/Worksafe Authority, County/Municipal Departments and the Environment Protection Agency (EPA) prior to use

- Packed in 55lb (25kg) bags or bulk bags

### Staurolite / Starblast (Staurolite / Starblast Abrasive)



- Non-recyclable
- Tends to be very dusty
- Limited use for millscale and light rust removal
- Higher consumption rate
- Average cutting speed

DURABILITY & RECYCLABILITY ★★★★★

HARDNESS ★★★★★

#### Health, Safety or Environmental Warnings

High dust levels may pose a considerable problem  
Product may be radioactive when stored in bulk

- Packed in 55lb (25kg) bags and bulk bags

### Ilmenite (Ilmenite Sand Abrasive)



- Natural mineral sand
- Very fine, black particles
- Tends to be very dusty
- Limited use for millscale and light rust removal and whipblasting
- Non-recyclable

DURABILITY & RECYCLABILITY ★★★★★

HARDNESS ★★★★★

#### Health, Safety or Environmental Warnings

High dust levels may pose a considerable problem.

- Packed in 55lb (25kg) bags

10

## Garnet (Garnet Abrasive)



- Inert, natural mineral
- Pinkish to reddish-brown, sub-rounded grains
- High performance, low dust abrasive
- Ideal for industrial coating work with a selection of grades to suit various applications, e.g. new steel, whipblasting, full blasting, heavy rust removal, feathering, etc.
- Economical, single use abrasive
- May also be recycled
- Available Grades: #12/20 #20/40 #20/60 #30/60 #60 #80 #120
- Other grades available – Contact BlastOne

**DURABILITY & RECYCLABILITY** ★★★★★★

**HARDNESS** ★★★★★★

### Health, Safety or Environmental Warnings

Garnet is a safe, inert natural mineral.

- Supplied in bulk bags or 55lb (25kg) bags
- Australian Garnet, Eastern Garnet, Ruby Garnet, Hard Rock Garnet, Indian Garnet, Riversand Garnet and Crushed Garnet available

Grade	Packaging	Australia/NZ		USA	
		1 Tonne	2 Tonne	1 Ton	2 Ton
<b>Premium Blast</b>	Bulk Bag	GA PB 1BB	GA PB 2BB	GA PB 2200	GA PB 4400
	25kg/55lb Bags	GA PB 25/1BB	GA PB 25/2BB	GA PB 55/2200	GA PB 55/4400
<b>Speed Blast</b>	Bulk Bag	GA SB 1BB	GA SB 2BB	GA SB 2200	GA SB 4400
	25kg/55lb Bags	GA SB 25/1BB	GA SB 25/2BB	GA SB 55/2200	GA SB 55/4400
<b>New Steel</b>	Bulk Bag	GA NS 1BB	GA NS 2BB	GA NS 2200	GA NS 4400
	25kg/55lb Bags	GA NS 25/1BB	GA NS 25/2BB	GA NS 55/2200	GA NS 55/4400
<b>GX1</b>	Bulk Bag			GN GMX1 2200	GN GMX1 4400
	25kg/55lb Bags			GN GMX1 55/2200	GN GMX1 55/4400
<b>GX2</b>	Bulk Bag			GN GMX2 2200	GN GMX2 4400
	25kg/55lb Bags			GN GMX2 55/2200	GN GMX2 55/4400
<b>GX3</b>	Bulk Bag			GN GMX3 2200	GN GMX3 4400
	25kg/55lb Bags			GN GMX3 55/2200	GN GMX3 55/4400
<b>GX36</b>	Bulk Bag			GN 36 2200	GN 36 4400
	25kg/55lb Bags			GN 36 55/2200	GN 36 55/4400

10

## Slag (Slag Abrasive)



- Metal-refining industry, waste by-product
- Shiny or dull, dark brown to black, irregular particles
- Tends to be dusty and shatter on impact
- Medium performance abrasive
- Limited use for ultra hibuild coating removal

**DURABILITY & RECYCLABILITY** ★★★★★★

**HARDNESS** ★★★★★★

### Health, Safety or Environmental Warnings

May contain certain toxic heavy metals which may not be fully evident in the unblasted media. Check with local Worksafe Authority, Municipal Departments and the Environment Protection Agency (EPA) prior to use.

- Packed in 55lb (25kg) bags or bulk bags
- Copper Slag, Nickel Slag and Coal Slag

## Specialty Expendable Media

### Limestone (Calcium Carbonate Limestone Abrasive)



- Crushed, natural mineral
- Whitish to yellowish grey grains
- Low aggression, dusty media (wet blasting recommended)
- Can be used for removal of paint from timber or soft brick work surfaces e.g. heritage buildings
- Requires steep 60° cone blast machine for effective media flow

DURABILITY & RECYCLABILITY ★★★★★

HARDNESS ★★★★★

#### Health, Safety or Environmental Warnings

Typically may contain dangerous levels of free silica.

Check with local WorkSafe Authority, Municipal Departments and the Environment Protection Agency (EPA) prior to use

- Packed in 55lb (25kg) bags

### Sodium Bicarbonate (Sodium Bicarbonate Abrasive)



- 14 special formulations available
- Soluble, fine, white crystalline media
- Used for depainting and degreasing applications, e.g. graffiti removal without damage to glass
- Requires special equipment for use (see "Multi-Media Blasters" on page 94 for details)

DURABILITY & RECYCLABILITY ★★★★★

HARDNESS ★★★★★

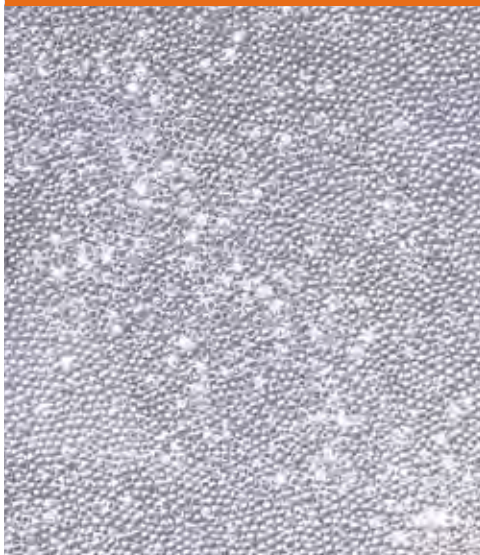
#### Health, Safety or Environmental Warnings

Use protection against nuisance dusts.

Bicarb media is a soluble, non-toxic food grade product.

- Packed in 50lb (22.7kg) bags

### Glass Beads (Glass Impact Sphere Abrasive)



- Manufactured glass abrasive
- Miniature, translucent glass spheres
- Spherical beads impart a satin or matte 'shot peened' finish to the work surface
- Widely used in hand cabinets for surface cleaning rather than surface etching
- Can be recycled
- Available Grades:
 

A (850-600µm)	B (600-425µm)	C (425-250µm)	AB (300-180µm)
AC (250-150µm)	AD (212-106µm)	AE (150-90µm)	AH (90-44µm)
AI (<53µm)	INDA (300-106µm)		
- MILSPEC beads also available

DURABILITY & RECYCLABILITY ★★★★★

HARDNESS ★★★★★

#### Health, Safety or Environmental Warnings

Glass dust generated by blasting may cause severe irritation of the skin, eyes, nose and throat with bleeding and discomfort


Check with your local Worksafe Authority Municipal Department and the Environment Protection Agency (EPA) prior to use

- Packed in 55lb (25kg) bags

## Aluminum Oxide, Silicon Carbide Abrasives



ALUMINUM OXIDE



SILICON CARBIDE

- Manufactured ceramic abrasives
- Cost effective if contained and recycled
- Aluminum Oxide is a very hard, aggressive, high performance abrasive used in blast cabinets
- Aluminum Oxide is available in two grades:
  - brown for general industrial use
  - white for extended life and sanitary use
- Silicon Carbide is an extremely hard, aggressive, high performance abrasive used for cleaning and preparing very hard surfaces

Available Grades:

#10	#12	#14	#16	#20	#24	#30	#36	#46
#60	#80	#100	#120	#150	#180	#220	#240	



### Health, Safety or Environmental Warnings

When recycling this media, observation of respiratory protection with Personal Protection Equipment (PPE) may be necessary

- Packed in 55lb (25kg) bags and bulk bags

## Specialty Recyclable Abrasive

### Engineered Sponge Fiber Abrasive



SHOWN MAGNIFIED



- Manufactured sponge abrasive
- Crumbly appearance, sponge particles
- Sponge particles are an effective dust suppressing blast media absorbing dust and contaminants at the point of blasting impact
- Various grades from non abrasive maintenance media to low abrasion stripping media, to high abrasion profile media
- Can be recycled
- Requires special blasting and classifying equipment for use

Available Grades:

EMB-MF Maintenance Media	EMB-PM Plastic Media
EMB-WM Walnut Media	EMB-AL220 Alox 220 Media
EMB-AL80 Alox 80 Media	EMB-AL60 Alox 60 Media
EMB-AL30 Alox 30 Media	



### Health, Safety or Environmental Warnings

When recycling this media, observation of respiratory protection with Personal Protection Equipment (PPE) may be necessary

- Packaged in various capacity bags (20lb, 30lb or 40lb) depending on grade – please ask BlastOne for further details

### Walnut Shell



- Hard and fibrous product made from crushed walnut shells in accordance with International Trade Standards
- It is the most common type of soft abrasive for industrial use
- Excellent durability
- Used to blast clean and polish soft metals, glass, fibreglass, wood, plastic and stone
- Works as a de-burring and de-flashing product for moulding, casting and electrical parts

DURABILITY & RECYCLABILITY ★★★★★★

HARDNESS ★★★★★★

#### Health, Safety or Environmental Warnings

???

- Packed in 55lb (25kg) bags and bulk bags

### Corn Cob



- Low-density granular product made from the hard woody ring of a corn cob
- This organic product is a screened, non-toxic media
- Can be used both as an absorbent and abrasive
- Ideal for deburring and polishing, often used to remove mould, smoke and fire damage
- Can be used on operating machinery, will not damage glass or rubber

DURABILITY & RECYCLABILITY ★★★★★★

HARDNESS ★★★★★★

#### Health, Safety or Environmental Warnings

???

- Packed in 55lb (25kg) bags and bulk bags

### Plastic Media (Plastic Abrasive)



- Manufactured Plastic Abrasive
- Medium to high recyclability
- Used for depainting of delicate surfaces (i.e. Aerospace) in a blast room or contained area
- Low cutting speed

DURABILITY & RECYCLABILITY ★★★★★★

HARDNESS ★★★★★★

#### Health, Safety or Environmental Warnings

When recycling this media, observation of respiratory protection with Personal Protection Equipment (PPE) may be necessary

- Packed in 50lb (22.7kg) bags or bulk drums

10

## Should you use Chilled Iron Grit or Steel Grit in a Blast Room?



**Steel Shot**

If the Steel Shot or Steel Grit you're using is too hard, it may disintegrate on impact or cause damage to the surface, while if it is too soft, it may disfigure in shape on impact and not be much use at all. Both extremes are a waste of time, and of course, a waste of money. Somewhere between these extremes is the optimum hardness.

### What is hardness?

Hardness is a resistance of metal to plastic deformation – usually by indentation. This term may also refer to a metal's stiffness, resistance to scratching, abrasion or cutting etc. It is the property of a metal which gives it the ability to resist being permanently deformed, bent or broken when an external load is applied.

### How is hardness measured?

The most common hardness test applied is the Rockwell Hardness Test. This test is a hardness measurement based on the overall increase in depth of impression as a pre-described load is applied to the surface of the metal.

### Types of Steel Grit and Steel Shot

There are different grades, sizes and applications with Steel Grit and Steel Shot.

**Steel Shot** – spherical steel in the fully heat-treated condition. With a uniform structure it provides optimum resilience and resistance to fatigue. Used for the majority of Wheel Blast applications, its durability and resistance to impact fatigue gives maximum cleaning efficiency at the most economical cost. Suited to shot peening applications.

**Chilled Iron Grit** – used for manual air-blasting. It is made by quenching with cold water while red hot to produce a more brittle particle which will split on impact. The additional particles hit the steel surface thus increasing blasting speed. They will always maintain their sharp edges providing a speed increase of 8-12% compared with standard steel grit. The angular shape gives a more consistent profile and superior coating adhesion.

**GL Steel Grit** – loses its sharp edges during shot blasting and is best suited to descaling and surface preparation applications.

**GH Steel Grit** – having maximum hardness, GH remains angular. Mainly used in blastrooms where working requirements take precedence over cost price considerations (eg – with rolling mill cylinders or when a special finish is required). Mainly used with air abrasive blasting in blastrooms.

BlastOne can help you to decide which steel media is appropriate for your usage and indeed suggest which wheel machine or similar is most appropriate for your applications.



**Steel Grit**

### What is the difference between BlastOne Quality Abrasive and the competitors' product?

#### Steel Grit Explained



Tempered (GL) Steel Grit (loses its sharp edges)



Chilled Iron Grit (divides and maintains sharp edges)



BlastOne's regular shaped, sized and weighted steel shot will give excellent results over and over again.



Our competitors' highly irregular shaped, sized and weighted steel shot will produce poor results taking a longer time.

### Chilled Iron Grit Abrasive



- Manufactured cast haematite iron abrasive
- High performance, hard, sharp abrasive
- Maintains sharp angular shape as it wears
- Available Grades:
 

G05 0.0048" - 0.012" (0.12 - 0.3mm)	G07 0.0072" - 0.0168" (0.18 - 0.42mm)
G12 0.012" - 0.0284" (0.3 - 0.71mm)	G17 0.0168" - 0.034" (0.42 - 0.85mm)
G24 0.024" - 0.04" (0.6 - 1.0mm)	G39 0.034" - 0.048" (0.85 - 1.2mm)
G55 0.056" - 0.08" (1.4 - 2.0mm)	
- Other grades available – please ask
- Grey, angular granules
- Used in airblast rooms
- Can be recycled many times
- Packed in 55lb (25kg) bags or 2000lb (909kg) drums

DURABILITY & RECYCLABILITY ★★★★★★★★★★

HARDNESS ★★★★★★★★★★

### Cast Steel Grit Abrasive



- Manufactured cast steel abrasive
- Blue grey, angular granules (GL = blue, GH = grey)
- High performance, cleaning and descaling abrasive
- Sharp edges gradually round over as it wears
- Standard GL and GH hardness grit
- Special GP hardness and other specifications available
- Manufactured to conform to: SAE J444, SAE J1993, SFSA 20-66
- Hardness: GL = 56-60 HRc, GH = 60-65 HRc
- Available Grades:
 

GL80 0.0072" - 0.0168" (0.18 - 0.42mm)	GL50 0.012" - 0.0284" (0.3 - 0.71mm)
GL40 0.0168" - 0.04" (0.42 - 1.0mm)	GL25 0.028" - 0.048" (0.7 - 1.2mm)
GL18 0.04" - 0.056" (1.0 - 1.4mm)	GL16 0.048" - 0.068" (1.2 - 1.7mm)
- Other grades available – please ask
- Used mainly in airless wheel blast machines
- Can be recycled many times
- Packed in 55lb (25kg) bags or 2000lb (909kg) drums

DURABILITY & RECYCLABILITY ★★★★★★★★★★

HARDNESS ★★★★★★★★★★

### Steel Shot Abrasive




- Manufactured hypereutectoid steel abrasive
- Used in airless wheel blast machines to clean foundry castings, surface polishing and shot peening
- Also used in portable trackblast airless wheel blast machines for concrete floor preparation and profiling
- Very long lasting
- Special, Stainless Steel Shot and High Hardness specification shots available
- Manufactured to conform to: SAE J444, SAE J827, SFSA 20-66
- Available Grades:
 

S110 0.012" - 0.02" (0.3 - 0.5mm)	S170 0.0168" - 0.0284" (0.42 - 0.71mm)
S230 0.024" - 0.034" (0.6 - 0.85mm)	S280 0.0284" - 0.04" (0.71 - 1.0mm)
S330 0.034" - 0.048" (0.85 - 1.2mm)	S390 0.04" - 0.056" (1.0 - 1.4mm)
S460 0.048" - 0.068" (1.2 - 1.7mm)	S550 0.056" - 0.068" (1.4 - 2.0mm)
S660 0.068" - 0.092" (1.7 - 2.3mm)	
- Other grades available – please ask
- Grey, metal spheres
- Can be recycled many times
- Hardness: 40-50 HRc
- Packed in 55lb (25kg) bags or 2000lb (909kg) drums

DURABILITY & RECYCLABILITY ★★★★★★★★★★

HARDNESS ★★★★★★★★★★

### Mild Steel Cut Wire



- Manufactured steel abrasive
- Used mainly in airless wheel blast machines to create a specific desired finish
- Will create a very even and consistent finish
- Can be recycled many times
- Available as 0.024" (0.6mm), 0.032" (0.8mm), 0.036" (0.9mm), 0.04" (1.0mm) and 0.048" (1.2mm)
- Packed in 55lb (25kg) bags or 2000lb (909kg) drums

DURABILITY & RECYCLABILITY	★★★★★★★★
HARDNESS	★★★★★★

### Stainless Steel Abrasive

#### Stainless Steel Shot



- Manufactured stainless steel abrasive
- Can be recycled many times
- Used mainly in airless wheel blast machines to create a specific desired finish or where a non-ferrous abrasive is required
- Available Grades: S10 0.002"-0.008" (0.05-0.2mm), S20 0.0036"-0.012" (0.09-0.30mm), S30 0.0056"-0.02" (0.14-0.5mm), S40 0.016"-0.032" (0.4-0.8mm), S50 0.024"-0.04" (0.6-1.0mm), S60 0.03"-0.05" (0.75-1.25mm), S100 0.04"-0.056" (1.0-1.4mm), S200 0.056"-0.08" (1.4-2.0mm)
- Packed in 55lb (25kg) bags or 2000lb (909kg) drums

DURABILITY & RECYCLABILITY	★★★★★★★★
HARDNESS	★★★★★★

#### Stainless Steel Grit



- Manufactured stainless steel abrasive
- Can be recycled many times
- Used mainly in an air-blast application to create a specific desired finish or where a non-ferrous abrasive is required
- Sharp edges gradually round over as it wears
- Available Grades: GH10 0.002"-0.008" (0.05-0.2mm), GH20 0.036"-0.012" (0.09-0.30mm), GH30 0.0056"-0.02" (0.14-0.5mm), GH40 0.016"-0.032" (0.4-0.8mm), GH50 0.024"-0.04" (0.6-1.0mm), GH60 0.03"-0.05" (0.75-1.25mm), GH100 0.04"-0.056" (1.0-1.4mm), GH200 0.056"-0.08" (1.4-2.0mm)
- Packed in 55lb (25kg) bags or 2000lb (909kg) drums

DURABILITY & RECYCLABILITY	★★★★★★
HARDNESS	★★★★★★

#### Stainless Steel Cut Wire



- Manufactured stainless steel abrasive
- Can be recycled many times
- Used mainly in airless wheel blast machines to create a specific desired finish or where a non-ferrous abrasive is required
- Available as 0.026" (0.65mm), 0.028" (0.7mm), and 0.048" (1.2mm)
- Packed in 55lb (25kg) bags

DURABILITY & RECYCLABILITY	★★★★★★
HARDNESS	★★★★★★



## SILICA SAND WARNING



Blasting with silica sands, such as beach sand, river sand and any other crystalline silica sand may cause serious injury or be fatal. Crystalline Silica is recognized world-wide as a Class 1 carcinogen.



CONVENTIONAL ABRASIVES CAN CREATE EXCESS DUST



BLASTING WITH AUSTRALIAN GARNET IS MUCH MORE NEIGHBORLY

**BlastOne Australian Garnet Abrasive is a clean, safe, economical and environmentally responsible replacement for sand and slags.**

### Low Dust!

Tough, durable garnet grains produce far less dust when blasting. You can see better, work cleaner and keep neighbors much happier.

### Fast Blasting!

Each grain achieves more work, which means you move the nozzle faster and on many projects finish the job much sooner!


### Use Less!

Low consumption means you buy less, load less, clean up less and consequently dispose of less.



**Australian Garnet – nature’s pure abrasive**

10




SLAG: 10 MINUTES -285LB (130KG) USED



GARNET: 10 MINUTES - 165LB (75KG) USED

### Which surface would you like your coating system to hold to?



SLAG



AUSTRALIAN GARNET



SLAG

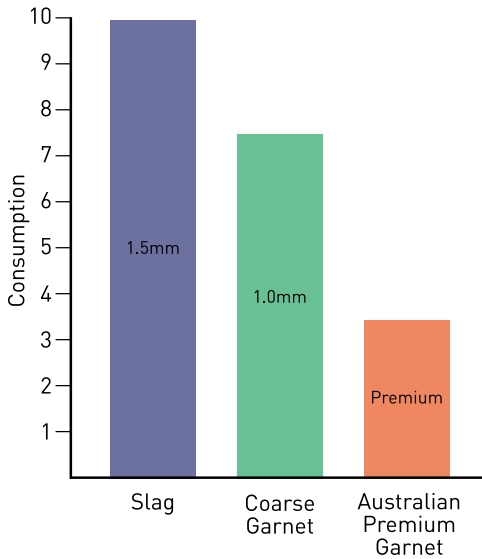
AUSTRALIAN GARNET

Try Australian Garnet on your next project, do your own tests, and find out how much more profit you can make with less headaches!

Please note: The trials shown to the left are only indicative and are always relative to specific job conditions.

# Abrasive Blasting In Detail

## How much Abrasive should you use each hour?



The chart on the left indicates what the recommended abrasive consumption should be with a selection of three different abrasives.

The abrasive types are:



SLAG



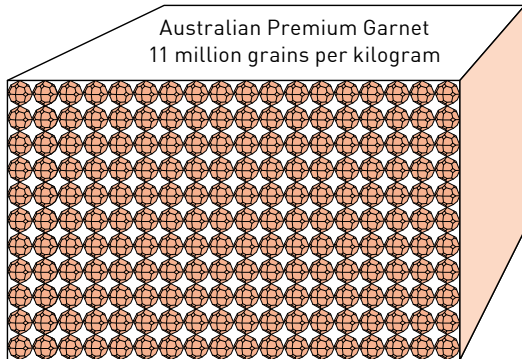
COARSE GARNET




AUSTRALIAN PREMIUM GARNET



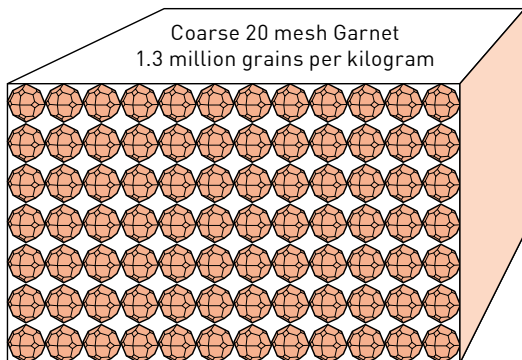
Each grain of garnet carries energy for cleaning!



Premium garnet is proven world-wide to be just the right size mix to clean off the heavy rust and to also clean out the deepest pits.

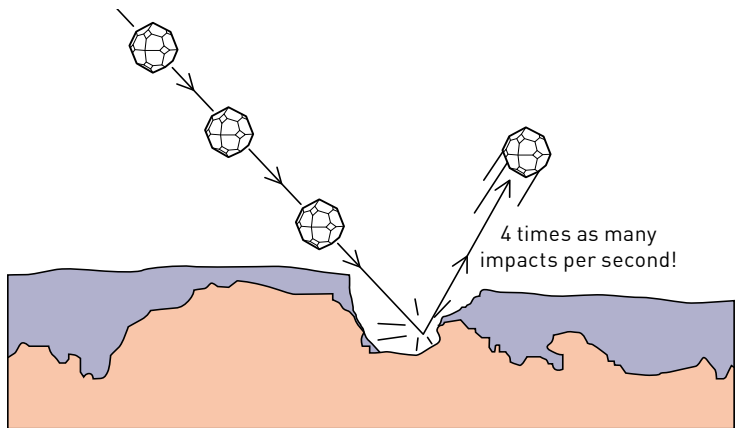


Each grain of garnet carries energy for cleaning!

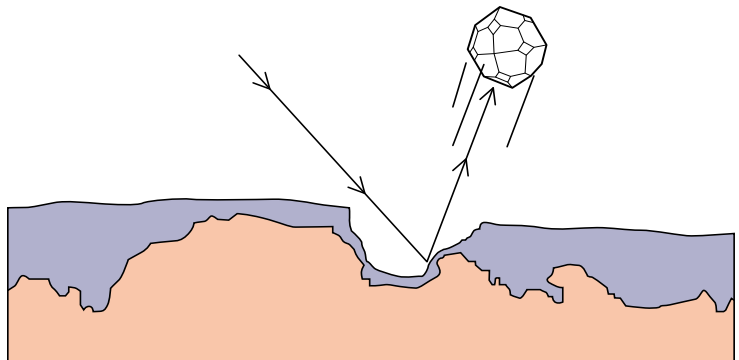


Coarse garnet means you have to open the valves up more to let it through and use more garnet each hour.

## Australian Premium Garnet v Coarse Garnet



With premium garnet the blast stream can carry 4 times the quantity of garnet grains, each carrying tremendous kinetic cleaning power. The smaller grains also scour out deep into the pits and leave a cleaner surface, faster.



With coarse garnet it is very hard to clean out the pits without using a lot of garnet.

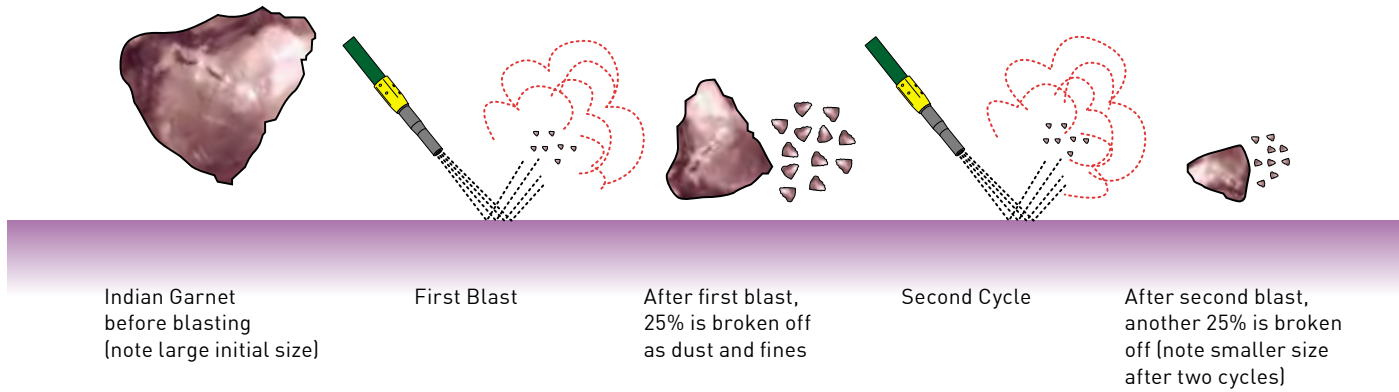
10

## Garnet – the Recycling Factor

### Which type of Garnet recycles best?

Laboratory and field testing has found that Australian Premium Garnet recycles better than Indian or Crushed Garnet (even though Indian or Crushed Garnet may be initially larger in size).

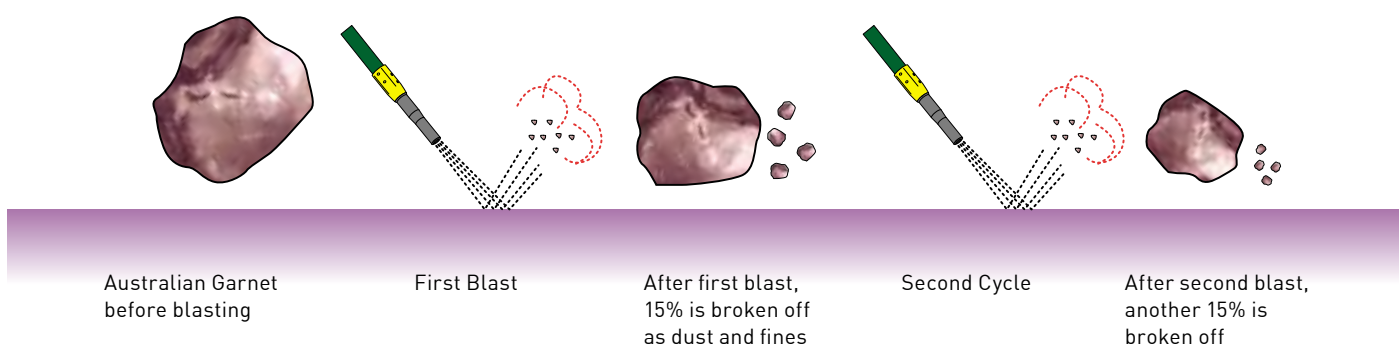
### Which type of Garnet recycles best?




The Indian Garnet grain has inherent microscopic fracture lines which cause cracking and breakdown with a moderate dust level during blasting.

10

### Australian Premium Garnet



The more durable Australian Premium Garnet grain is resistant to breakdown and thus creates only low dust levels on impact.



## Blast Cleaning Technology



- Comprehensive book which systematically and critically reviews the theory behind blast cleaning technology, the state of current blast cleaning, surface quality aspects and the effects of blast cleaning on the performance of applied coatings
- Includes Abrasive Comparisons, Equipment Types, Substrate and Coatings, Surface Preparation Processes, Health and Safety, Environment, Coating Performance and more
- 540 pages • Hard Cover
- **Ask BlastOne for further information**

Part Number	Description
BKS106	Blast Cleaning Technology

## Abrasive Blast Cleaning Handbook Update 91



- A COMPLETE TRAINING MANUAL for the Abrasive Blast Cleaning Industry
- This handbook covers it all: Anchor Patterns, Specifications, Compressed Air Supply, Blast Machine Selection, Deadman Systems, Safety, Containment, Lead Paint Removal, New Abrasives, Disposal of Hazardous Waste, Speciality Tools, Blast Rooms and Blast Cabinets, plus more...
- 20 chapters of essential information, photos and explanations especially aimed at the blast operator – 400 pages of IDEAS THAT SAVE YOU MONEY.
- **Ask BlastOne for further information**

Part Number	Description
BKS110	Abrasive Blast Cleaning Handbook Update 91

## Surface Preparation Chart



- Quality photos showing degree of blast cleaned steel with simple explanatory notes
- Ideal for training your operators in grades of blast
- Show your customers what they can expect – ideal for discussions with the coating inspector
- **Contact BlastOne**

Part Number	Description
ZNBMSPCB	Block Mounted Surface Preparation Chart
ZNBMSPL	Laminated Surface Preparation Chart

## Using Coating Inspection Instruments



- Packed with workshops, step-by-step photographs and very clear instructions, this work book is a must for anyone hoping to use testing instrumentation accurately and reliably
- It is an excellent reference for both beginners and experienced inspection personnel
- This book is very comprehensive and covers Climatic Condition Monitoring, Surface Profile, Surface Cleanliness, Wet Film Thickness, Dry Film Thickness, Adhesion and Porosity
- 286 pages

Part Number	Description
BKS115	Using Coating Inspection Instruments

## Blast Room Design Booklet



- Hints and tips on How to Design a Blast Room
- Covers topics such as Selecting the Correct Recovery System, Knowing What Type of Dust Collector to Purchase, What Specification of Blast Equipment Suits My Application Best, etc

Part Number	Description
<b>BK S105</b>	Blast Room Design Booklet

## Surface Preparation and Coatings Handbook



- A compact and comprehensive handbook presented in illustrated text format covering Surface Preparation, Coatings and Application Methods, Housekeeping, Safety and Fire Prevention, and Environmental Issues
- Primarily written around marine vessel maintenance but substantially applicable to all protective coatings industry work
- 164 pages • Spiral Bound

Part Number	Description
<b>BK S190</b>	Surface Preparation and Coatings Handbook

## Industrial Painters Training Course



- A Modular Approach to improving the skills of the industrial painter to a high level of competence
- Exceedingly easy to use and comprehensive, all 29 modules have a corresponding Instructor's Manual which includes answers
- Topics covered include: Scaffolding and Rigging, Specialized Equipment Handling, Material Handling, Surface Preparation, Test and Inspection Equipment, Reading and Interpreting Specifications and more

Part Number	Description
<b>BK S200</b>	Industrial Painters Training Course – Student Manual
<b>BK S201</b>	Industrial Painters Training Course – Instructor Manual

## Good Painting Practice



### Volume One

- A highly recommended practical encyclopedia of methods, equipment and systems for painting structural steel
- 25 chapters of Work Practice Technology involving Surface Preparation, Application, Inspection, Specialized Painting and related issues
- 585 pages • Hard Cover

### Volume Two

- Complete SSPC Set of Specifications, Commentaries and Guides for Surface Preparation, Paint Application, Dry Film Thickness, Safety, Maintenance, Paints and Painting Systems for Structural Steel
- 13 Sections • Over 600 pages • Hard Cover Ring Binder

Part Number	Description
<b>BK S150</b>	Good Painting Practice Volume One
<b>BK S151</b>	Good Painting Practice Volume Two

## Painting & Decorating Craftsman's Manual – Textbook



- An excellent reference manual for the painting and decorating craftsman
- 13 chapters cover: Coating Materials, Surface Preparation Methods and Equipment, Coating Application and Equipment, Climbing Equipment and Fall Protection, Safety, Color, Paint Failures and Remedies, Wall Coverings, Dry Wall Finishing, Work Management
- User friendly, easy to read format • 362 pages

Part Number	Description
<b>BKS250</b>	Painting & Decorating Craftsman's Manual – Textbook

## Procedure Handbook: Surface Preparation and Painting of Tanks and Closed Areas



- An excellent training and reference book for personnel involved in preparation and coating of steel tank interiors and other confined spaces in ships and marine vessels
- Presented in 11 chapters covering detailed descriptions of technology and equipment plus step-by-step procedures and project examples • 125 pages

Part Number	Description
<b>BKS195</b>	Procedure Handbook : Surface Preparation and Painting of Tanks and Closed Areas

## Corrosion and Coatings: An Introduction to Corrosion for Coatings Personnel



- For basic information on corrosion, protective coatings and other methods of corrosion control, this book is ideal
- In 9 chapters it covers: Causes and Mechanism of Corrosion, Methods of Control, Economics, Control Programs and much more • 112 pages

Part Number	Description
<b>BKS158</b>	Corrosion and Coatings: An Introduction to Corrosion for Coatings Personnel

## Corrosion Prevention by Protective Coatings



- A comprehensive publication – 19 chapters of illustrated text plus a color insert section
- It provides the fundamental reasons behind coating selection, application and use for the most effective and economic use of coatings for corrosion control
- 512 pages

Part Number	Description
<b>BKS159</b>	Corrosion Prevention by Protective Coatings

## Effect of Surface Contaminants on Coating Life



- A technical report examining the issue of soluble salt contamination and in particular the effect on coating performance
- It also looks at the influence of abrasives in the transfer of soluble salts
- 134 pages

Part Number	Description
<b>BKS164</b>	Effect of Surface Contaminants on Coating Life

## Protective Coatings: Fundamentals of Chemistry and Composition



- A powerful reference tool and training manual, this book includes illustrations and references in 25 chapters to describe the materials and technology used in Protective Coating Systems
- Analyze the elements that optimize coating performance
- This handsomely bound volume presents information in a convenient and user-friendly format
- 513 pages • Hard Cover

Part Number	Description
<b>BKS160</b>	Protective Coatings: Fundamentals of Chemistry and Composition

11

## Selecting Coatings for Industrial and Marine Structures



- Guide to selecting coatings
- Covers selection criteria for coatings and coating systems, through a review of the basic components of coatings and handy charts that match coating systems and service environments
- Sections on Application, Safety, Environmental Issues, Anti-Fouling, Industrial Powder Coatings and Thermal Spray (Metallizing) for Steel, etc
- 386 pages

Part Number	Description
<b>BKS153</b>	Selecting Coatings for Industrial and Marine Structures

## Generic Coating Types



- An introduction to industrial maintenance coating materials
- It provides an excellent outline of 15 common, generic classifications of protective coatings
- The book includes information on the history, chemistry and performance plus practical information to assist with the selection of coatings for industrial maintenance use
- 390 pages • Hard Cover

Part Number	Description
<b>BKS161</b>	Generic Coating Types

## Solving Surface Preparation Problems



- A handy reference for information on issues affecting surface preparation: Abrasive Blast Media, Removing Specific Materials, Quality Control and Safety Issues, Surface Preparation Methods
- Presented in question and technical-response format it covers some 39 topics with over 130 response answers
- 238 pages

Part Number	Description
<b>BKS163</b>	Solving Surface Preparation Problems



## Coating and Lining Inspection Manual



- This handbook provides the inspector with the basic information needed to inspect coating or lining work
- Written in a series of questions and answers, this practical book takes the reader through the inspection process
- Learn how to use inspection instruments and implement testing procedures
- 89 pages • Hard Cover

Part Number	Description
<b>BKS165</b>	Coating and Lining Inspection Manual

## Shop Painting of Steel



- Identifies various types of industrial and commercial paint shops, describes their methods of operation and compares shop painting to field painting
- Provides an overview of Environmental Control Systems, Surface Preparation, Materials Handling, Coating Application, Commonly Used Primers and Coating Systems, Inspection, Environmental and Safety Practices, Certification Programs and related topics
- Includes glossary of nearly 100 terms, a description of SSPC Standards referenced throughout the text, plus over a dozen SSPC standards, guides and specifications for shop primers and zinc-rich coatings

Part Number	Description
<b>BKS225</b>	Shop Painting of Steel

## Surface Preparation Specifications and Practices



- Features a complete collection of SSPC surface preparation specifications, including the widely used SSPC/NACE joint surface preparation standards for white metal (SP 5/NACE 1), near-white (SP 10/NACE 2), commercial (SP 6/NACE 3), industrial (SP 14/NACE 8), and brush-off blast cleaning (SP 7/NACE 4), waterjetting (SP 12/NACE 5) and the surface preparation of concrete (SP 13/NACE 6)
- Also contains SSPC standards for solvent cleaning (SP 1), hand tool cleaning (SP 2), power tool cleaning (SP 3, 11, 15) and pickling (SP 8), plus the SSPC abrasives specifications (AB 1, 2, 3), the SSPC technology update on chemical stripping (TU 6), and the SSPC guide for retrieval and analysis of soluble salts (Guide 15)
- 369 pages

Part Number	Description
<b>BKS230</b>	Surface Preparation Specifications and Practices

## The Inspection of Coatings and Linings



- A comprehensive handbook of basic practice for Inspectors, owners, specifiers and others associated with the use and application of protective coatings for industrial structures
- 8 chapters of illustrated text describing procedures, standards, techniques and practices for inspection of surface preparation, coating application and associated work on industrial steel and concrete structures
- 504 pages • Hard Cover

Part Number	Description
<b>BKS166</b>	The Inspection of Coatings and Linings

## Elcometer Protective Coatings Inspection Manual



- An essential reference to guide the Coatings Inspector through the theory of Coating Application including Day-to-Day Inspection Duties, Ambient Conditions, Surface Preparation, Paints and Application, Health & Safety, and more
- Easy to read, clearly designed and comprehensive with illustrated text
- Presented as loose leaf format in a convenient ring binder
- Contains over 150 pages in 9 core sections with 4 optional extension subject sections
- Ask for separate product brochure

Part Number	Description
<b>BKS167</b>	Elcometer Protective Coatings Inspection Manual

11

## Visual Comparisons Manual – Application and Coating Defects



- Handy, pocket-sized practical reference guide for visual comparison of application and coating defects
- Invaluable aid for identifying on the spot, the type of defect and its likely causes
- It contains 78 top quality, full-color photographs with descriptions and probable causes
- Wipe-clean, coated pages for use on-site as well as in the office
- Loose leaf pages in 4 ring binder

Part Number	Description
<b>BKS168</b>	Visual Comparisons Manual – Application and Coating Defects

## Fitz's Atlas of Coating Defects



- Used to provide information in conjunction with the Protective Coating Inspection Manual (PCIM) and the Visual Comparison Manual (VCM), on the issue surrounding coating quality
- It features over 180 full-color photographs to assist identification of a range of defects
- Gives advice on probable causes, prevention and repair
- It includes sections containing descriptions and guidelines on welding faults, surface conditions and preparation, marine fouling and more
- More than 185 coated pages in a loose leaf ring binder

Part Number	Description
<b>BKS169</b>	Fitz's Atlas of Coating Defects

## Failure Analysis of Paints and Coatings



- Illustrated, easy to read and fully indexed
- This book presents a solid review of basic coatings chemistry and the field and laboratory techniques used for analyzing common application defects and coating failures
- Individual chapters discuss General Principles of Coating Formulation, Why Coatings Work and Why They Fail, the Role of Pigments, Additives and Solvents, Coating Types and Common Failure Modes, Application-Related Problems; Field, Analytical and Physical Methods; Examples of Coating Failures and more
- 285 pages • Hard Cover

Part Number	Description
<b>BKS172</b>	Failure Analysis of Paints and Coatings

SSPC – Guides on Environmental Protection



- Features the latest edition of SSPC-Guide 6, Guide for Containing Surface Preparation Debris Generated During Paint Removal Operations, as well as the recently revised and updated SSPC-Guide 7, Guide to the Disposal of Lead-Contaminated Surface Preparation Debris
- Provides information on the Control of Emissions During Surface Preparation and Paint Removal Operations, the Handling and Disposal of Lead-Contaminated Wastes and other Environmental, Health and Safety Issues
- Contains chapters from SSPC's "Good Painting Practice", recent SSPC conference notes and excerpts from Code of Federal Regulations
- 322 pages • Soft Cover

Part Number	Description
<b>BK S280</b>	Guides on Environmental Protection

Industrial Lead Paint Removal Handbook: Volume One Second Edition



- The most comprehensive reference guide available on successfully managing lead paint removal operations
- 10 Chapters including Testing for Lead, Worker Protection, Removal Methods, Containment Systems, Handling Hazardous Waste, Preparing Specifications, Verifying Compliance to Regulations and Management of Projects
- Includes Appendices outlining US Regulations, and Glossary of Terms
- 575 pages

Part Number	Description
<b>BK S120</b>	Industrial Lead Paint Removal Handbook: Volume One Second Edition

Project Design: Industrial Lead Paint Removal Handbook Volume Two



- A comprehensive manual for Project Designers, Engineers, Consultants and Specifiers for designing Lead Paint Removal Projects
- The 11 phase detailed decision path directs the reader to establish design goals, analyze data and make decisions
- Includes checklists, worksheets, test methods, procedures and scenarios
- 324 pages

Part Number	Description
<b>BK S121</b>	Project Design: Industrial Lead Paint Removal Handbook Volume Two

Guidelines for Cost Effective Lead Paint Removal



- This report publishes the results of an intensive 45 person workshop on the removal of lead paint from steel highway bridges
- Specifically focussed on identifying technological and regulatory issues and developing guidelines and strategies for cost effective, compliant lead paint removal
- 107 pages

Part Number	Description
<b>BK S130</b>	Guidelines for Cost Effective Lead Paint Removal

## Bridge Paint & Lead Paint Guides



### Bridge Paint: Removal, Containment and Disposal

- A detailed review of current practices in bridge paint removal and containment
- Disposal and Re-use Alternatives, Environmental and Health Considerations, Containment and Disposal Costs, Alternative Maintenance Strategies and more
- 59 pages

### Lead Paint Removal Guides SSPC

- Combined guide for containing debris generated by paint removal operations and guide for the disposal of lead-contaminated surface preparation debris
- 21 pages

Part Number	Description
<b>BKS170*</b>	Bridge Paint: Removal, Containment and Disposal
<b>BKS175</b>	Lead Paint Removal Guides SSPC

## Technical Guidelines for Concrete Coating



- Comprises: 9 Replica Surface Profile Chips together with accompanying written Technical Guideline Document
- Topics discussed include capabilities, limitations, operating requirements, environmental factors, and safety considerations of various methods of concrete surface preparation
- 41 pages

Part Number	Description
<b>BKS145</b>	Technical Guidelines for Concrete Coating: Selecting and Specifying Concrete Surface Preparation for Coatings, Sealers, and Polymer Overlays

## Concrete Repair Manual



- A comprehensive publication of Concrete Repair
- Arranged in 6 sections it gives extensive comment on Evaluation of Concrete, Repair Materials and Methods, Execution of Repairs, Quality Control, Protection and Maintenance, Structural Strengthening and Specific Considerations, Case Studies
- Includes photographs, diagrams and charts
- Over 2000 pages – set of 2 volumes

Part Number	Description
<b>BKS146</b>	Concrete Repair Manual

## The Fundamentals of Cleaning and Coating Concrete



- An introduction to Cleaning and Coating Concrete
- Written for facility owners, specification writers, engineers, surface preparation workers and applicators
- 17 chapters give a sound, basic coverage of the various aspects involved in successfully coating concrete
- 380 pages • Hard Cover

Part Number	Description
<b>BKS148</b>	The Fundamentals of Cleaning and Coating Concrete

## SSPC Visual Comparison Standards



- Full-color photographs
- Wipe-clean, gloss pages
- Flip-top, wire-bound, reference booklet
- Supplied in clear, protective pouch

### SSPC VIS 1 89 Blast Cleaning

- **USA Visual Standard for Abrasive Blast Cleaned Steel**
- Contains standard reference photographs to supplement the written SSPC Surface Preparation Specifications

### SSPC VIS 2 Rust Standard

- **USA Standard Method of Evaluating Degree of Rusting on Painted Steel Surfaces**
- Contains standard reference photographs to supplement the written SSPC, ISO, or ASTM Surface Preparation Specifications

### SSPC VIS 3 Hand & Power Tool Cleaning

- **USA Visual Standard for Power-and-Hand-Tool Cleaned Steel**
- Contains standard reference photographs to supplement the written SSPC, ISO or ASTM Surface Preparation Specifications

### SSPC VIS 4 / NACE VIS 7 Water Jetting

- **USA Guide and Reference Photographs for Steel Surfaces Prepared by Water Jetting**
- Contains standard reference photographs to be used in conjunction with SSPC, ISO, ASTM Surface Preparation Specifications

### SSPC VIS 5 / NACE VIS 9 Wet Abrasive Blast Cleaning

- **USA Guide and Reference Photographs for Steel Surfaces Prepared by Wet Abrasive Blast Cleaning**
- Contains standard reference photographs to be used in conjunction with SSPC, ISO or ASTM Surface Preparation Standards

Part Number	Description
<b>IN VIS 1 89</b>	SSPC VIS 1 89 Blast Cleaning
<b>IN VIS 2</b>	SSPC VIS 2 Rust Standard
<b>IN VIS 3</b>	SSPC VIS 3 Hand & Power Tool Cleaning
<b>IN VIS 4</b>	SSPC VIS 4 / NACE VIS 7 Water Jetting
<b>IN VIS 5</b>	SSPC VIS 5 / NACE VIS 9 Wet Abrasive Blast Cleaning

## ISO8501 Visual Standard



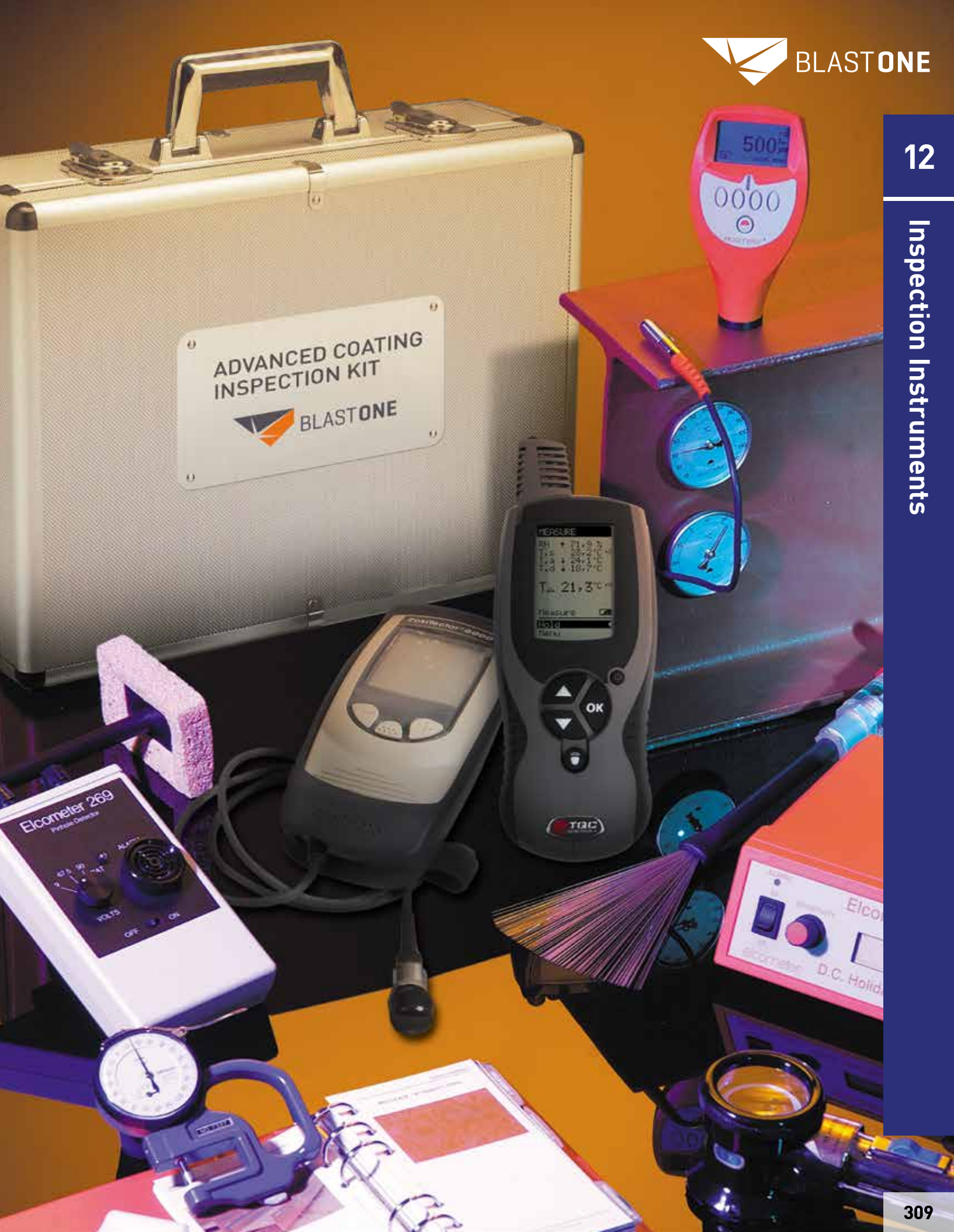
### Swedish Rust Standard ISO8501 SIS0559 00

- Specification for rust grades and preparation grades of uncoated steel substrates and of steel substrates after overall removal of previous coatings.
- Used in accordance with AS1627 Standard
- Specified by ASTM 2200 Method A

### BS7079/ISO 8501: Part A1: SUPPLEMENT 1

- Supplement for blast cleaning using six alternative abrasives to silica quartz (Silica Sand)

Part Number	Description
<b>IN E1128 1</b>	Swedish Rust Standard ISO8501 SIS0559 00
<b>IN E1128 4</b>	BS7079/ISO 8501: Part A1: SUPPLEMENT 1



ADVANCED COATING  
INSPECTION KIT  
BLAST ONE

Elcometer 269  
Portable Coating  
Thickness Gauge

MEASURE  
RH: 71.5 %  
T<sub>a</sub>: 20.2 °C  
T<sub>s</sub>: 28.1 °C  
T<sub>d</sub>: 16.7 °C  
T<sub>w</sub>: 21.3 °C  
THICKNESS  
HOLD  
DATA

Elco  
Elcometer D.C. Hold

### DeFelsko Standard Model Inspection Kits



- Each standard kit contains the PosiTector standard gage body and 3 probes – coating thickness, environmental and surface profile
- Kits also include precision plastic shims, glass zero plate and metal shim, holster with belt clip, wrist strap, batteries, hard shell case, protective lens shield, USB cable and certificates of calibration
- Storage of up to 250 readings
- Monochrome display enhances sunlight readability
- Gage stores readings for one probe at a time

Part Number	Description
<b>IN D6000KIT F1</b>	Standard Inspection Kit with 6000-F Coating Thickness Probe
<b>IN D6000KIT FS1</b>	Standard Inspection Kit with 6000-FS Coating Thickness Probe
<b>IN D6000KIT FN1</b>	Standard Inspection Kit with 6000-FN Coating Thickness Probe
<b>IN D6000KIT FNS1</b>	Standard Inspection Kit with 6000-FNS Coating Thickness Probe

### DeFelsko Advanced Model Inspection Kits



- DeFelsko PosiTector Kit, Advanced Gage/Gauge Body, 6000 FNS3 Coating Thickness Probe, Surface Profile Probe, Dew Point Meter Probe, Hard Shell Case, Certificates of Calibration traceable to NIST or PTB
- Storage of 100,000 readings in up to 1,000 batches – stored readings can be sub-grouped, viewed, updated or deleted
- Easily stores measurements in multiple batches
- Batch annotation
- Onscreen help
- WiFi technology
- Data transfer to PC or printer

Part Number	Description
<b>IN D6000KIT F3</b>	Advanced Inspection Kit with 6000-F Coating Thickness Probe
<b>IN D6000KIT FS3</b>	Advanced Inspection Kit with 6000-FS Coating Thickness Probe
<b>IN D6000KIT FN3</b>	Advanced Inspection Kit with 6000-FN Coating Thickness Probe
<b>IN D6000KIT FNS3</b>	Advanced Inspection Kit with 6000-FNS Coating Thickness Probe

### DeFelsko Extreme Model Inspection Kits



- Each extreme kit contains the PosiTector advanced gage body and 5 probes – coating thickness, environmental, tape reader, soluble salt tester, and ultrasonic thickness
- Kits also include precision plastic shims, glass zero plate and metal shim, holster with belt clip, wrist strap, batteries, hard shell case, protective lens shield, USB cable and certificates of calibration
- High contrast reversible color LCD
- Storage of 100,000 readings in up to 1,000 batches – stored readings can be sub-grouped, viewed, updated or deleted
- Easily stores measurements in multiple batches
- Batch annotation
- Onscreen help
- WiFi technology
- Data transfer to PC or printer

Part Number	Description
<b>IN D6000KIT F5</b>	Extreme Inspection Kit with 6000-F Coating Thickness Probe
<b>IN D6000KIT FS5</b>	Extreme Inspection Kit with 6000-FS Coating Thickness Probe
<b>IN D6000KIT FN5</b>	Extreme Inspection Kit with 6000-FN Coating Thickness Probe
<b>IN D6000KIT FNS5</b>	Extreme Inspection Kit with 6000-FNS Coating Thickness Probe

12

## Coating Inspection Kits

- The BlastOne range of coating inspection kits facilitate for every type of coating inspector – protective coating, industrial, marine, etc.
- Three 'off the shelf' kits are available – will suit a diverse range of inspection applications
- Custom designed kits are also available – **please discuss your requirements and application with BlastOne**

### Basic Coating Inspection Kit



- Recommended for small inspection projects, simple specifications and occasional use
- Covers coating thickness, surface profile and climatic conditions
- Items included in this kit:
  - PaintGage coating thickness gage – basic model, separate or integral probe
  - Whirling spirit type hygrometer with pouch
  - 10 x aluminum wet film combs 1 to 80 mil (25 to 2032 micron) range
  - Magnetic surface thermometer -22°F to +122°F (-30°C to +50°C) range
  - Testex surface profile test kit – includes dial thickness gage, 100 Testex tape tests and burnishing tools

Part Number	Description
IN YKITA	Basic Coating Inspection Kit

### Standard Coating Inspection Kit



- Recommended for in-house or on-site projects, regular specifications and average use
- Covers coating thickness, surface profile, climatic conditions and adhesion testing
- Items included in this kit:
  - PaintGage coating thickness gage – standard model, separate or integral probe
  - Whirling spirit type hygrometer with pouch
  - 10 x aluminum wet film combs 1 to 80 mil (25 to 2032 micron) range
  - Magnetic surface thermometer -22°F to +122°F (-30°C to +50°C) range
  - Testex surface profile test kit – includes dial thickness gage, 100 Testex tape tests and burnishing tools
  - Cross hatch adhesion test kit – includes cross hatch cutter and ISO roll of tape
  - Retractable inspection mirror

Part Number	Description
IN YKITB	Standard Coating Inspection Kit

### Advanced Coating Inspection Kit



- Recommended for large inspection projects, complex specifications and regular use
- Covers coating thickness, surface profile, climatic conditions and adhesion testing and surface chloride testing
- Items included in this kit:
  - PaintGage coating thickness gage – memory model, separate or integral probe with software
  - Certified coated thickness standard
  - DewCheck electronic climatic gage
  - 10 x aluminum wet film combs 1 to 80 mil (25 to 2032 micron) range
  - Magnetic surface thermometer -22°F to +122°F (-30°C to +50°C) range
  - Testex surface profile test kit – includes dial thickness gage, 100 Testex tape tests and burnishing tools
  - Surface comparators with illuminated magnifier
  - Cross hatch adhesion test kit – includes cross hatch cutter and ISO roll of tape
  - S20 hazardous area inspection light
  - Five x Chlor\*Test surface chloride tests
  - Retractable inspection mirror

Part Number	Description
IN YKITC	Advanced Coating Inspection Kit



## DeFelsko 6000 Series Coating Thickness Gage



- The most versatile coating thickness gage available
- Large easy-to-read screen with flip display enables right-side-up viewing and incorporates backlight for dark environments
- Robust gage with user-friendly rubber pouch giving extra protection against damage
- Easy-to-use navigation screen with multilingual support
- Measures up to 500 mil (13 mm) on steel – depending on which probe is selected
- Ready to measure – no calibration adjustment required for most applications
- Two probe styles available – built-in or separate probe with lead
- Bi-color indicator light – ideal in a noisy environment
- RESET feature instantly restores factory settings
- Wear resistant ruby-tipped probe
- Two year warranty
- Certificate of Calibration showing traceability to NIST included
- Built-in temperature compensation ensures measurement accuracy
- Multiple calibration adjustment options including 1 point, 2 point, known thickness, average zero
- Selectable display languages
- Backlit display for dim or dark environments
- Switchable between mils/microns/mm
- Standard model – storage of up to 250 readings, continually displays/updates average, standard deviation, min/max thickness and number of readings while measuring, Hi-Lo alarm audibly and visibly alerts when measurements exceed user-specified limits, USB port for simple connection to PC
- Advanced model – storage of 10,000 readings in up to 1,000 batches – stored readings can be sub-grouped, viewed, updated or deleted, SSPC-PA2 feature determines if film thickness over a large area conforms to user-specified min/max levels, multiple stored calibration adjustments for measuring on a variety of substrate conditions, PosiSoft analysis software and USB download cable, bluetooth wireless data transfer technology

Please call BlastOne for advice on correct gage for your application

Part Number	Description
IN D6000F1	Standard Model with Built-In Style Probe – for Ferrous Metals
IN D6000FS1	Standard Model with Cabled Style Probe – for Ferrous Metals
IN D6000F3	Advanced Model with Built-In Style Probe – for Ferrous Metals
IN D6000FS3	Advanced Model with Cabled Style Probe – for Ferrous Metals
IN D6000FNS1	Advanced Model with Built-In Style Probe – for Ferrous and Non-Ferrous Metals
IN D6000FNS3	Advanced Model with Cabled Style Probe – for Ferrous and Non-Ferrous Metals

## DeFelsko 6000 Dry Film Thickness Gauge



Part Number	Description
IN D6000F	Probe Only - Built-In Style – for Ferrous Metals
IN D6000FS	Probe Only - Cabled Style – for Ferrous Metals
IN D6000FN	Probe Only - Built-In Style – for Ferrous and Non-Ferrous Metals
IN D6000FNS	Probe Only - Cabled Style – for Ferrous and Non-Ferrous Metals

### Elcometer 456 Digital Coating Thickness Gage



- Used for measuring dry film coating thickness over ferrous substrates in accordance with ISO2178, ISO2808-6A, AS3894-3 Standards
- Used for measuring dry film coating thickness over non-ferrous substrates in accordance with ISO2360, ISO2808-6B, AS3894-3 Standards

Part Number	Description
<b>IN A456CFBS</b>	Elcometer 456 Ferrous, Basic Memory, add Separate Probe
<b>IN A456CFNFSS</b>	Elcometer 456 Ferrous/Non Ferrous, Standard Memory, add Separate Probe
<b>IN A456CFNFTI1</b>	Elcometer 456 Ferrous/Non Ferrous, Standard Memory, Inbuilt Probe
<b>IN A456CFNFST</b>	Elcometer 456 DFerrous/Non Ferrous, Top Memory, add Separate Probe
<b>IN TCERT456</b>	Pre-Delivery Test Certificate (only available with instrument)

### DeFelsko DFT Coating Thickness Gage



- DFT Ferrous – measures non-magnetic coatings on steel
- DFT Combo – measures both non-magnetic coatings on steel AND non-conductive coatings on aluminum, brass, etc. Automatically recognizes the substrate and takes a measurement
- Measuring range: 0 - 40 mil (0 - 1000 micron)
- Handy RESET feature when no zero reference is available
- Strong, wear-resistant, ruby-tipped probe

Part Number	Description
<b>IN D100DFTF</b>	DFT – Ferrous Only
<b>IN D100DFTNF</b>	DFT – Combo Ferrous/Non-Ferrous

### DeFelsko Magnetic Pull Off Thickness Gage



- Pen size, compact gage
- 'Spot check' coating thickness
- Tolerance +/- 10% and 0.1 mil
- Range: 0.25 to 20 mil (5-500 micron)

Part Number	Description
<b>IN DPOSIPEN</b>	Paint Gage PosiPen

### DeFelsko PosiTest Coating Thickness “Banana Gage”



- Safe for use in hazardous atmospheres and under water
- Accuracy  $\pm 5\%$  or  $\pm 0.1$  mil (2.5 micron)
- Used in accordance with ISO 2178, AS3894-3 Standards

Part Number	Description
<b>IN 300F</b>	PosiTest F Mechanical Coating Thickness Gage/Gauge, Ferrous, 0-2000 micron (AUS/NZ Only)
<b>IN 300FM</b>	PosiTest F Mechanical Coating Thickness Gage/Gauge, Ferrous, 0-80 mil (USA Only)

## Calibration Thickness Foils – Shims



- Certified foils  $\pm 1\%$  or  $\pm 0.04$  mil (1 micron) accuracy
- Working foils  $\pm 3\%$  accuracy
- Foil sets supplied with range of six foil sizes, in a soft protective pouch
- Foils also available individually
- Foils are consumable items and need checking and replacing on a regular basis depending on use and storage (and care in handling)
- Zero plates also available
- Important: zero plates are for check reference only. Do not use a zero plate in place of the workpiece substrate to set the instrument calibration
- Common Individual Foil Sizes:

Microns	12	25	50	75	100	125	150	200	250	300	500	1000	1500
Mils	0.5	1	2	3	4	5	6	8	10	12	20	40	60

- Other foil sizes are available – please contact BlastOne for assistance with your requirements

Part Number	Description
IN QCAL CF	Certified Foil Set
IN QCAL WF	Working Foil Set
IN QCAL ZPF	Ferrous Zero Plate (see note above)
IN QCAL ZPN	Non-Ferrous Zero Plate (see note above)

Calibration Foils – Shims are used to calibrate the measuring instrument 'on the job' using the workpiece surface condition and substrate to ensure accurate test results.

## Certified Coated Thickness Standard



- Supplied as five plate set (zero plate and four coated thickness plates) mounted in a protective bound folder
- Provides a hard wearing, benchmark reference standard to compare instrument readings against
- Accuracy  $\pm 1\%$
- Coated plates supplied: 0 to 20 mil (0 to 500 micron) range
- Other size range thickness plates available to order
- Coated Standards will wear over time and should be annually checked and certified
- **IF ACCURACY IS IMPORTANT:** Do not use a coated thickness standard to set the calibration for a particular job. You must use foils, shims over the workpiece or identical substrate to calibrate the instrument for accurate measurement

Part Number	Description
IN QCAL CTS F	Certified Coated Thickness Standard – Ferrous
IN QCAL CTS N	Certified Coated Thickness Standard – Non-Ferrous

## DeFelsko Coating Thickness Standards



- For verifying the accuracy and operation of coating thickness gages
- Measured values traceable to a National Metrology Institution
- Kit contains 4 coated metal plates mounted in a protective binder

Part Number	Description
IN CFBSS1	Certified Ferrous Block Standards - 0, 3, 10, and 60 Mils (0, 75, 250, 1500 micron)

12

## Wet Film Thickness Gages



### Plastic Wet Film Thickness Gages

- Low cost single use
- 2 to 32 mil (50 to 800 micron) range

Part Number	Description
<b>IN B1154 2</b>	Plastic Wet Film Thickness Gage (Pack 100)
<b>IN B1154 1</b>	Plastic Wet Film Thickness Gage (Pack 500)

### Aluminum Wet Film Thickness Gage

- Re-usable
- 1 to 80 mil (25 to 2032 micron) range

Part Number	Description
<b>IN B115AL</b>	Aluminum Wet Film Thickness Comb (Pack 10)

### Triangular Wet Film Thickness Gage

- Re-usable
- 1 to 125 mil (25 to 3200 micron) range

Part Number	Description
<b>IN B115 BT</b>	Brass Triangular Wet Film Thickness Gage (Each)
<b>IN B155B1</b>	Plastic Wet Film Thickness Comb, 50-900um (2-36Mils) 'Blast-One' (Pack 200)

### Stainless Steel Wet Film Thickness Gages

- Re-usable precision gage with individual serial no.
- Available scale gages:
  - scale 1: 1 to 13 mil (25 to 330 micron) range – sold as micron or mil/thou
  - scale 2: 2 to 18 mil (51 to 457 micron) range
  - scale 3: 2 to 30 mil (51 to 762 micron) range
  - scale 4: 5 to 50 mil (127 to 1270 micron) range
- Available individually or as a set

Part Number	Description
<b>IN B115 29451</b> _	Stainless Steel Wet Film Thickness Gage – Scale 1 (specify units)
<b>IN B115 29452</b>	Stainless Steel Wet Film Thickness Gage – Scale 2
<b>IN B115 29453</b>	Stainless Steel Wet Film Thickness Gage – Scale 3
<b>IN B115 29454</b>	Stainless Steel Wet Film Thickness Gage – Scale 4
<b>IN B115 2959W</b>	Stainless Steel Wet Film Thickness Gage – set of 4 Scales

### Hexagonal Wet Film Thickness Gage

- Re-usable
- 25 to 2000 micron range

Part Number	Description
<b>IN B112 1</b>	Hexagonal Wet Film Thickness Gage (Each)

### Octagonal Wet Film Thickness Gage

- Re-usable
- 50 to 10,000 micron range

Part Number	Description
<b>IN B112 3</b>	Octagonal Wet Film Thickness Gage

DeFelsko Dew Point Meter



- Measures and records climatic parameters including: relative humidity, air temperature, surface temperature, dew point temperature and difference between surface and dew point temperatures
- Audible and visual alarm – indicates when climatic conditions are unsuitable for painting
- Two year warranty on both body and sensors
- Scratch/solvent resistant display suitable for harsh environments
- Data Logger mode automatically records all 5 parameters at user selected time intervals. Ideal for unattended operation
- USB and IR ports for downloading to a PC or printer (refer to page 334)
- Conforms to national and international standards including ISO 8502-4, BS 7079-B4 and ASTM D3276
- Standard model features monochrome display to enhance sunlight readability; stores up to 2,500 datasets in 100 batches
- Advanced model features high contrast reversible color LCD; stores up to 20,000 readings in 100 batches; batch annotation; onscreen help; WiFi technology; data transfer to PC or printer
- Kit includes probe, holster with belt clip, wrist strap, PosiTector app, batteries

Part Number	Description
IN DDPM1	Standard Model with Built-In Style Probe
IN DDPM3	Advanced Model with Built-In Style Probe

It is recommended that all coating inspection instruments are tested and certified annually. BlastOne offers an [Express Instrument Test Service](#) to make this as simple and convenient as possible. Please contact BlastOne for further details.

DeFelsko Single Dew Point Probe



- Dew Point Meter probe for PosiTector body
- Measures and records relative humidity, air temperature, surface temperature, dew point temperature
- Ideal for surface preparation as required by ISO 8502-4

Part Number	Description
IN DDPM	Probe only - Built-In Style
IN DDPM5	PosiTector DPM Separate Probe w/ Magnetic Holster

12

## DeFelsko Wind Speed Meter



- Includes the ambient temperature, surface temperature, and humidity sensors from PosiTector DPM Integral Probe plus a hot wire anemometer
- Anemometer mode measures air temperature, relative humidity and wind speed
- Auto-rotating display for inverted use
- Wind Speed Range: 0-20 m/s, 0-44 mph, 0-65 ft/s, 0-3900 ft/m, 0-72 km/h, 0-38 knots
- Wind Speed Accuracy:  $\pm 3\%$  Full Scale

Part Number	Description
IN DDPMA	DeFelsko Positector DPMA Probe - Probe Only

## DeFelsko PosiTector Infrared Thermometer IRT



- Button-activated laser pointer for accurate targeting
- Selectable emissivity values - choose from 7 preset material options, set a custom emissivity value, or adjust to a known temperature
- Statistics Scan mode - continually displays/updates average, standard deviation, min/max surface temperature and number of readings while measuring one reading per second
- Certificate of Calibration showing traceability to NIST included (Long Form)
- 5.7:1 distance to spot ratio - ideal for measuring large areas
- Smart Trend indicators identify rising, falling or stable readings

Part Number	Description
IN DIRT	PosiTector® IRT Non-contact Infrared Thermometer – Probe Only



## Whirling Hygrometer



- Measures dry bulb and wet bulb air temperatures
- Folding handle for compact storage
- Replaceable thermometers
- Measurement range +30°F to +110°F (0°C to +43°C)
- Calculated relative humidity accuracy ± 5% RH
- Calculated dewpoint accuracy ± 5°F (3°C)
- Optional pre-delivery Test Certificate – order separately
- Bacharach sling hygrometers also available in °C or °F (not pictured)

Part Number	Description
<b>IN G1116A 1</b>	Whirling Hygrometer Spirit Type °C
<b>IN G116C 1</b>	Bacharach Sling Hygrometer – °C
<b>IN G116C 2</b>	Bacharach Sling Hygrometer – °F

## Magnetic Surface Thermometer



- Magnetic base clings to steel surfaces
- Allow 30 minutes stabilization time prior to reading
- No batteries required
- Optional pre-delivery Test Certificate – order separately
- Accuracy ± 5°F (3°C) (when stabilized)

Part Number	Description
<b>IN G1113 1</b>	Magnetic Thermometer (-30°C to +50°C) Metric Low Temp
<b>IN G1113 2S</b>	Magnetic Thermometer (0°C to +120°C) Metric High Temp
<b>IN G1113 4</b>	Magnetic Thermometer (0°F to +500°F) Fahrenheit Large Range

## Dew Point Calculator



- Rotating slide-wheel reference table for use with whirling hygrometers (see above)
- Set the pointers to the recorded wet bulb and dry bulb temperature readings and read the dew point temperature
- Calculate relative humidity %
- Sturdy plastic construction
- Calculation Accuracy ± 1% – compared to Standard Tables
- Includes a °C and °F converter

Part Number	Description
<b>IN G114 2</b>	Dew Point Calculator

### Infra-Red Non-Contact Thermometer



- Compact, hand-held unit with laser guide
- 12:1 Distance-to-spot ratio
- Simple, one-button operation
- Rapid readout – 0.5 second response time
- Measurement range 0°F to 1382°F (-18°C to +750°C)
- Accuracy ± 1.5% or ± 3.6°F (2°C)
- Powered by standard 9 Volt battery – included
- Used in accordance with ISO8502-4 Standard
- Optional pre-delivery Test Certificate – order separately

Part Number	Description
<b>IN G3005</b>	Infra-Red Digital Thermometer

### DeFelsko UltraSonic Thickness Measurement Gage



- Rugged, compact, simple-to-use unit
- Measure steel, cast iron, aluminum, epoxy resin, glass fiber, plastic, etc.
- Measurement ranges from 1/4" to 20" (0.40 mm to 500 mm) – depending on model and transducer probe options
- Digital display with backlight
- Upgrade models offer target setting, alarm, data logging, data output, differential mode – refer to data sheet for further details
- 'Through Paint' model features depth technology using multiple echo readings


Part Number	Description
<b>IN DUTGCC</b>	PosiTector UTG C Corrosion - Probe Only
<b>IN DUTGMC</b>	PosiTector UTG M Multiple Echo - Probe Only
<b>IN DUTGSBM</b>	PosiTector UTG Calibration Test Block, 5 step (2.5,5,7.5,10,12.5 mm)
<b>IN 200 GELP</b>	Liquid / Gel for contact – 4 oz Bottle

### DeFelsko 200 Ultrasonic Coating Thickness Gage



- Non-destructively measures a wide variety of applications using proven ultrasound technology
- Measures the thickness of coatings over concrete, wood, composite materials and more

Part Number	Description
<b>IN D200BS</b>	Probe Only, 'B' Style is for measuring polymer coatings on wood, plastic, composites, etc. Range: 0.5 to 40 mil (13 to 1000 micron)
<b>IN D200CS</b>	Probe Only, 'C' Style is for measuring thicker coatings on concrete, fiberglass, etc. Range: 2 to 150 mil (50 to 3800 micron)
<b>IN D200DS</b>	Probe Only, 'D' Style is for measuring thick, soft coatings e.g. polyurea, asphaltic neoprene, very thick polymers, etc. Range: 2 to 300 mil (50 to 7600 micron)
<b>IN D200GELP</b>	Gel Couplant 4oz Bottle (Pack of 12)



ADVANCED MODEL MEASURES UP TO 3 LAYERS WITH A GRAPHICAL DISPLAY



### DeFelsko Replica Tape Reader



- Simple, durable and accurate unit for measuring and recording surface profile parameters using replica tape
- Standard model features monochrome display to enhance sunlight readability; stores up to 250 readings
- Advanced model features high contrast reversible color LCD; stores up to 100,000 readings in multiple batches; batch annotation; onscreen help; WiFi technology; data transfer to PC or printer

Part Number	Description
<b>IN DRTRH1E</b>	Standard Model - for Measuring Peak Height
<b>IN DRTRH3E</b>	Standard Model - for Measuring 3D Peak Height and Peak Density
<b>IN DRTRP1E</b>	Advanced Model - for Measuring Peak Height
<b>IN DRTRP3E</b>	Advanced Model - for Measuring 3D Peak Height and Peak Density
<b>IN DRTRSHIM</b>	PosiTector RTR Plastic Check Shim 100um(4mil)

### DeFelsko Replica Tape Reader Probe



- Probe for measuring and recording surface profile parameters using replica tape
- Fits PosiTector body

Part Number	Description
<b>IN DRTRH</b>	Probe only - for Measuring Peak Height
<b>IN DRTRP</b>	3D Probe only - for Measuring Peak Height and Peak Density

### DeFelsko Surface Profile Gage



- Simple, durable and accurate unit for measuring surface profiles on blasted steel and textured coatings
- Standard model features monochrome display to enhance sunlight readability; stores up to 250 readings
- Advanced model features high contrast reversible color LCD; stores up to 100,000 readings in multiple batches; batch annotation; onscreen help; WiFi technology; data transfer to PC or printer
- 60° tip for USA applications
- 30° tip for conformance to Australian standard AS 3894.5-C

Part Number	Description
<b>IN DSPG160</b>	Standard Model - Built-In Style with 60° Tip (USA)
<b>IN DSPG130</b>	Standard Model - Built-In Style with 30° Tip (AUS)
<b>IN DSPG1S60</b>	Standard Model - Cabled Style with 60° Tip (USA)
<b>IN DSPG1S30</b>	Standard Model - Cabled Style with 30° Tip (AUS)
<b>IN DSPG360</b>	Advanced Model - Built-In Style with 60° Tip (USA)
<b>IN DSPG330</b>	Advanced Model - Built-In Style with 30° Tip (AUS)
<b>IN DSPG3S60</b>	Advanced Model - Cabled style with 60° Tip (USA)
<b>IN DSPG3S30</b>	Advanced Model - Cabled style with 30° Tip (AUS)

12

## DeFelsko Surface Profile Gage Probe



- Probe for measuring surface profiles for blasted steel and textured coatings
- Fits PosiTector body
- 60° tip for standard applications
- 30° tip for conformance to Australian standard AS 3894.5-C
- Zero kit includes glass plate and check shim

Part Number	Description
<b>IN DSPG</b>	PosiTector SPG Gauge Probe, Integral
<b>IN DSPGS</b>	PosiTector SPG Gauge Probe, Separate
<b>IN DSPG1T</b>	PosiTector SPG replacement Tip, 30 Degree AS3894.5 (AU/NZ)
<b>IN DSPG2T</b>	PosiTector SPG replacement Tip, 60 Degree (ASTM / USA)
<b>IN SPGZK</b>	Zero Kit for use with all SPG Probes

## Testex Profile Tapes and Gage



- Fast and simple method
- Used in accordance with ISO8503-5, AS3894-5 and AS1627-4 Standards
- Produces accurate replica of the surface profile
- Used in conjunction with a precision dial thickness gage to determine maximum surface profile
- Test tapes can be retained on file with other quality inspection records for reference
- Technique training tool available – test block with a known reference profile surface
- Testex profile kit includes dial thickness gage, one roll of Testex tape and burnishing tool



Part Number	Description
<b>IN E1122 C</b>	Testex Tape X-Coarse (38-114 micron - 1.5-4.5 mil) (Roll 50)
<b>IN E1122 B</b>	Testex Tape Coarse (20-50 micron - 0.8-2.0 mil) (Roll 50)
<b>IN E1122 E</b>	Testex Tape X-Coarse Plus (100-162 micron - 3.9-6.4 mil) (Roll 50)
<b>IN E1122 TB</b>	Burnishing Tool (Pack 10)
<b>IN E1122 TT</b>	Testex Training Tool
<b>IN E1124 M</b>	Precision Dial Thickness Gage – micron
<b>IN E1124 E</b>	Precision Dial Thickness Gage – mil/thou
<b>IN TCERT 1124</b>	Pre-Delivery Test Certificate (only available with instrument)
<b>IN E1124 KIT</b>	Testex Profile Kit



Surface profile – or roughness – is essential for providing a 'key' for coatings to firmly adhere to the substrate. However, excessive profile height can cause rapid coating failure.

Surface profile is affected by many factors including abrasive type, abrasive size, abrasive recycles, blast angle, nozzle distance, nozzle pressure, substrate conditions. For more information, refer to pages 434-435.

## Surface Profile Visual Comparators



- Pocket-size field reference comparator
- Used to estimate surface profile roughness by feel (tactile) and/or sight (visual)
- Each comparator has four or five sectors with a known – and marked – surface profile measurement
- Abrasive-specific comparators for
  - grit profile
  - sand profile (KTA only)
  - shot profile
- Used in accordance with AS1627-4, AS3894-5 Standards (and for ISO comparator ISO8501 – 1, 2 Standard also)
- Supplied with protective pouch and instructions

Part Number	Description
<b>ISO Visual Comparator – 4 sector 'square' plate</b>	
<b>IN E125 1</b>	ISO Standard Visual Surface Comparator – Grit
<b>IN E125 2</b>	ISO Standard Visual Surface Comparator – Shot



Sector Profiles (Nominal)					
Sector	ISO Grit Micron	ISO Shot Micron	KTA Sand mil (micron)	KTA Grit mil (micron)	KTA Shot mil (micron)
1	25	25	0.5 (12.7)	1.5 (38.1)	2.0 (50.8)
2	60	40	1.0 (25.4)	2.0 (50.8)	2.5 (63.5)
3	100	70	2.0 (50.8)	3.0 (76.2)	3.0 (76.2)
4	150	100	3.0 (76.2)	4.5 (114.3)	4.0 (101.6)
5	–	–	4.0 (101.6)	5.5 (139.7)	5.5 (139.7)

Part Number	Description
<b>Keane Tator Visual Comparator – 5 sector 'star' plate</b>	
<b>IN E1272</b>	Keane Tator Visual Surface Comparator – Sand (Garnet)
<b>IN E1273</b>	Keane Tator Visual Surface Comparator – Grit
<b>IN E1274</b>	Keane Tator Visual Surface Comparator – Shot

## Illuminated Magnifier for Comparator Plates



- Use in conjunction with profile comparator plates to inspect the surface under magnification
- Comparator plate clings to magnetic ring base
- Battery powered illumination enables use in low light conditions e.g. inside tanks, shadowed recesses, etc.
- Uses 2 x Standard 'D' cell batteries – included

Part Number	Description
<b>IN E1271</b>	Illuminated 5x Magnifier
<b>IN E127A</b>	Illuminated 10x Magnifier – inch/mm Graticule, Non-Magnetic Base (not shown)
<b>IN E127B</b>	Illuminated USB Microscope – Image Capture, 40-140x Magnification (not shown)

## S20 LED Hand-Held Hazardous Area Inspection Light



- Rechargeable light approved for hazardous area use
- Intrinsically safe UL approved to Class 1, Div 1 & 2, Groups C & D
- Dual mode multi-function:
  - 320 lumens floodlight
  - 240 lumens flashlight
- Up to 18 hours run time depending on mode
- Chemical and moisture resistant, impact resistant housing
- Length: 13.6 inches (34 cm) – weight: 28 ounces (0.8 kg)
- Complete kit includes light, AC & DC chargers and adaptors (shown in inset)
- NW 914 IS Torch (3 x C-Cell) also available

Part Number	Description
<b>IN BLTS20</b>	S20 LED Hazardous Area Inspection Light – Complete Kit

## UV Light



- The BlastOne UV Pinhole Lamp is powered by battery or external power source
- A UV reflective trace is applied to the surface or primer to easily identify any pinholes in the top coat

Part Number	Description
<b>IN UVTORCH</b>	BlastOne UV Lamp for Pinhole Detection

## Inspection Mirrors



- Ideal for inspecting awkward and restricted areas e.g. behind beams, flanges, corners, angles, etc.

Part Number	Description
<b>IN H1310A</b>	Small Telescopic Mirror – Extends from 11”-17” (280 mm - 430 mm) 2” (50 mm) Dia Mirror

## PosiTest® PC Non-contact Uncured Powder Thickness Gage



- Affordably measures uncured powder coatings using non-contact ultrasonic technology to predict a cured thickness
- Dedicated stand-alone unit is ready to measure right out of the box
- Up to 4x faster measurement speed\* — ideal for moving lines and swinging parts
- No calibration adjustment required for most powders
- Storage of 999 readings with onscreen averaging. Stored readings can be downloaded to PosiSoft Desktop Software Scan Mode continuously takes measurements — ideal for analyzing large areas
- Conforms to ASTM D7378

Part Number	Description
<b>IN DPC</b>	PosiTector PC Powder Checker Gauge

## DeFelsko Shore Hardness Durometer Gage



- Simple, durable and accurate unit for measuring the hardness of non-metallic materials
- Standard model features monochrome display to enhance sunlight readability; stores up to 250 readings
- Advanced model features high contrast reversible color LCD; stores up to 100,000 readings in multiple batches; batch annotation; onscreen help; WiFi technology; data transfer to PC or printer
- Shore A for soft to hard materials such as soft rubber, elastomers, neoprene, silicone, etc.
- Shore D for medium to extra hard materials such as hard rubber, epoxies, hard plastics, PVC, acrylic, etc.

Part Number	Description
<b>IN DSHDA1</b>	Standard Model – Shore A
<b>IN DSHDD1</b>	Standard Model - Shore D
<b>IN DSHDA3</b>	Advanced Model - Shore A
<b>IN DSHDD3</b>	Advanced Model - Shore D

## DeFelsko Shore Hardness Durometer Probe



- Probe for measuring the hardness of non-metallic materials
- Fits PosiTector body
- Shore A for soft to hard materials such as soft rubber, elastomers, neoprene, silicone, etc.
- Shore D for medium to extra hard materials such as hard rubber, epoxies, hard plastics, PVC, acrylic, etc.

Part Number	Description
<b>IN DSHDPRBA</b>	PosiTector SHD – Shore A Probe
<b>IN DSHDPRBD</b>	PosiTector SHD – Shore D Probe

## Defelsko Barcol Hardness Impressor



- Easy-to-read digital display
- Comparable to 934-1 Barcol Hardness Tester
- Lightweight, portable device can be used in any orientation
- PosiTector interchangeable platform – attach any PosiTector probe to a single gage body
- USB, WiFi, and Bluetooth connectivity to PosiSoft PC, Mac, and Smartphone software
- Certificate of Calibration showing traceability to NIST included (Long Form)

**Conforms to ASTM B648/D2583, DIN EN 59 and AS/NZS 3572.22**

Part Number	Description
<b>IN DBHI</b>	Defelsko Barcol Hardness Impressor, 20 – 100 Barcol – Probe Only

## Universal Paint Inspection Gage (PIG)



- Built-in microscope with battery powered illumination – uses 1 x standard AA battery
- Cutters for coating thickness up to 80 mil (2000 micron)
  - No 1 cutter for 1 to 80 mil (25 - 2000 micron) coatings
  - No 2 cutter for 0.5 to 40 mil (12 - 1000 micron) coatings
  - No 3 cutter for 0.1 to 8 mil (2 - 200 micron) coatings
- Used in accordance with ISO2409, AS1580-408-4 Standards for cross hatch adhesion testing
- Used in accordance with AS1580-108-2 standard for dry film thickness measurement
- Kit includes gage, 3 cutters, marker pen, Allen keys, battery, spare bulb, instructions and carry case

Please contact BlastOne for other parts

Part Number	Description
IN A121 2	Universal Paint Inspection Gage Kit
IN T121 12191	Universal PIG Cutter No 1 (replacement)
IN T121 12192	Universal PIG Cutter No 2 (replacement)
IN T121 12193	Universal PIG Cutter No 3 (replacement)

## PosiTector® In Situ Concrete Moisture (RH) Meter



- PosiTector CMM IS probes and free mobile app guide users through the ASTM F2170 documentation criteria. View and record readings directly with your Apple or Android smart device or PosiTector DPM Advanced gage
- No need to open the hole or remove the cap. Probes remain powered on and broadcasting via Bluetooth while in situ for up to three weeks.
- Reusable Smart Probes
- Fast response precision sensors provide accurate, repeatable readings
- Certificate of Calibration showing traceability to NIST included (Long Form)
- All kits include Extraction Tool, Tape Measure and Batteries

Part Number	Description
INDCMMISKITB	Concrete Moisture (RH) Meter Basic Kit. Includes 3x Set ups (Probe, Salt Solution, Chambers, Cap)
INDCMMISKITC	Concrete Moisture (RH) Meter Complete Kit. Includes 5x Set ups (Probe, Salt Solution, Chambers, Cap) Vac Tools, Carry Case
INDCMMISKITP3-E	Concrete Moisture (RH) Meter Pro Kit. Includes 3x Set ups (Probe, Salt Solution, Chambers, Cap) Vac

## Coating Hardness Cure Test Instruments



- Used in accordance with AS3894-4 Standard
- Digital version available as an option

Part Number	Description
IN K GYZJ934 1	Barcol Needle Impressor – Scale 40-90 Hard Barcol
IN K GYZJ935	Barcol Needle Impressor – Scale 70-90 Soft Barcol
IN K312_	Dial Face Durometer – Scale 0-100 (specify Shore 'A' or 'D') <i>(not shown)</i>
IN K315_	Digital Durometer (specify scale)
IN K HB5810	Duro Test – Paint Cure Test Kit <i>(not shown)</i>
IN K STAEDTLER	Clutch Pencil and Lead Kit <i>(not shown)</i>

## DeFelsko Pull-Off Adhesion Testers



- The Digital Hydraulic Pull-Off Adhesion Testers measure adhesion of coatings to metal, wood, concrete and other substrates
- Measures the force required to pull a specified test diameter of coating away from its substrate using hydraulic pressure and stores the maximum reading in memory – this can be viewed at a later date or downloaded for analysis
- Pressure is displayed in psi or MPa on a precision digital indicator –  
 Test Range 0 to 500 psi (0 to 3.5 MPa) with a 2" (50 mm) dolly **(optional)**  
 Test Range 0 to 3000 psi (0 to 20 MPa) with a ¾" (20 mm) dolly **(standard)**  
 Test Range 0 to 6000 psi (0 to 40 MPa) with a ½" (14 mm) dolly **(optional)**  
 Test Range 0 to 10000 psi (0 to 20 MPa) with a ⅜" (10 mm) dolly **(optional)**
- Both Kits include: adhesion tester with digital display, ¾" (20 mm) aluminum test dollies (20), abrasive pad, cutting tool, adhesive with mixing sticks and palettes, cotton swabs, instruction booklet and video, certificate of calibration traceable to NIST, two-year warranty and sturdy, lightweight carrying case

### DeFelsko AT Manual Adhesion Tester

- Heavy-duty manual hydraulic pump designed to apply smooth and continuous pull-off pressure with a single stroke – Pull Rate Indicator to manually monitor and adjust the rate of pull

Part Number	Description
<b>IN 700AT</b>	DeFelsko Manual Hydraulic Adhesion Tester
<b>IN 700ATD 20</b>	¾" (20 mm) Standard Dollies for 0-3000 psi Range (Pack 10)
<b>IN 700ATD 50</b>	2" (50 mm) Standard Dollies for 0-5000 psi Range (Pack 4)
<b>IN 700AT20K</b>	¾" (20 mm) Dolly Accessory Kit (10x dollies / cutter / stand)
<b>IN 700AT50K</b>	2" (50 mm) Dolly Accessory Kit (12x dollies / cutter / stand)
<b>IN 700ADK</b>	Twin Pack Araldite Accessory Pack



AUTOMATIC UNIT

### DeFelsko AT-A Automatic Adhesion Tester

- Electronically controlled hydraulic pump automatically applies smooth and continuous pull-off pressure at a user-specified rate
- Test with the simple push of a button. No twisting, pumping or cranking. No valves to close, needles to reset or scales to adjust
- User selectable pull rates ensure compliance with international test methods for a variety of industries including metal, wood and concrete

Part Number	Description
<b>IN 700ATA</b>	PaintGage Manual Hydraulic Adhesion Tester

## High Voltage Crest Meter



- Hand-held, compact unit
  - Measures voltage output of Holiday Detector
  - Ideal for on-the-spot, field check of detector
  - Range 0 - 30 kV DC
  - Used in accordance with AS3894-1 Standard
  - Accuracy ± 1%
- Please contact BlastOne for other voltage ranges

Part Number	Description
<b>IN CRESTHV</b>	Certified Digital Crest Meter 30 kV

## Standard Dolly Adhesion Test Kit



- Destructive pull-off adhesion test
  - Uses standard test dolly
  - Gage versions to suit range of adhesion values:
    - Scale 1 gage 0.5-3.5 MPa (100-500 psi)
    - Scale 2 gage 1-7 MPa (200-1000 psi)
    - Scale 3 gage 3-15 MPa (500-2000 psi)
    - Scale 4 gage 5-22 MPa (500-3200 psi)
    - Scale 5 gage 0.05-0.2 MPa (5-30 psi)
  - Used in accordance with ISO4624, AS1580-408-5 Standards
  - Kit supplied with unit body, base support ring, 20 dollies, pack of Araldite adhesive, magnetic dolly clamp, dolly cutter, instructions, carry case
- Please contact BlastOne for other scale range kits, spare parts, etc

Part Number	Description
IN F106 1	Elcometer 1106 Pull-Off Adhesion Test Kit – Scale 1
IN T106 2895	Standard Pull-Off Test Dollies (Pack 100)
IN 700ADK	Araldite 2-part Adhesive (Pack 2)

## Cross Hatch Adhesion Test Kit



- Fast, low cost, destructive test method
  - Limited to coatings up to 5 mil (125 micron) thick
  - Used in accordance with ISO2409, AS1580-408-4, ASTM D3359B Standards
  - Optional cutters 6 tooth x 1mm, 2mm or 3mm spacing 11 tooth x 1mm or 1.5mm spacing
  - Basic Kit includes handle, 1 cutter, Allen key, instructions and storage case
  - Full Kit includes handle, 1 cutter, Allen key, adhesive tape, brush, eyeglass, instructions and protective carry case
- Please contact BlastOne for other configuration kits, spare parts and accessories

Part Number	Description
IN F1107 13222 1	Cross Hatch 6 Tooth x 1 mm Basic Kit
IN F1107 13222 4	Cross Hatch 6 Tooth x 2 mm Basic Kit
IN F1107 13348 6	Cross Hatch 6 Tooth x 1 mm Full Kit
IN F1107 13348 9	Cross Hatch 6 Tooth x 2 mm Full Kit
IN T1107 9358	ISO Adhesive Tape Roll (Pack 2)

### Selecting the Appropriate Cutter


Coating Thickness		Substrate Type	Cutting Teeth	Tooth/Slot Spacing	Part #
µm	mils/thou				
0-50	0-2	Metal	11	1 mm	IN T110713700-2
0-60	0-2.4	Hard	6	1 mm	IN T110713700-1
0-60	0-2.4	Medium	11	1.5 mm	IN T110713700-3
0-60	0-2.4	Soft	6	2 mm	IN T110713700-4
50-125	2-5	Hard and Soft	6	2 mm	IN T110713700-4
61-120	2.4-4.7	Hard and Soft	6	2 mm	IN T110713700-4
125-250	5-10	Hard and Soft	6	3 mm	IN T110713700-5



## Defelsko High Voltage Holiday Detector



- The new PosiTest HHD High voltage Holiday Detector is DeFelsko's latest addition to its quality line of inspection instruments
- The PosiTest HHD uses pulse DC technology and offers a user-adjustable voltage range from 0.5 to 35 kV for detecting holidays in coatings up to 20 mm (780 mils)
- Lightweight, ergonomic design made from environmentally sealed ABS plastic for maximum durability
- Built-in voltmeter (crest meter, jeep meter) with long-form traceable certificate of calibration
- Regulated pulse DC voltage output that won't change under load — ±5% voltage accuracy
- Available handheld wand accessory quickly converts the instrument into a wand configuration ideal for testing hard-to-reach areas
- Voltage calculator feature – choose one of 11 international standards, and input the coating thickness to automatically calculate the required test voltage
- Comes with a 2 year warranty



Part Number	Description
<b>IN DHHDKIT</b>	DeFelsko High Voltage Holiday Detector Kit, complete with 25ft earthing cable, Li-ion battery pack with built-in charge state indicator, smart charger with universal AC voltage input, 6" stainless steel fan brush, 500 mm (20") extension rod, shoulder strap, durable Pelican Storm case and Long Form Certificate of Calibration traceable to NIST.

### Rolling Spring Coils

<b>IN DHHDSPRING4</b>	Rolling Spring Coil for 4" pipe (102 mm) OD
<b>IN DHHDSPRING6</b>	Rolling Spring Coil for 6" pipe (152 mm) OD
<b>IN DHHDSPRING8</b>	Rolling Spring Coil for 8" pipe (203 mm) OD
<b>IN DHHDSPRING12</b>	Rolling Spring Coil for 12" pipe (304 mm) OD
<b>IN DHHDSPRING14</b>	Rolling Spring Coil for 14" pipe (356 mm) OD
<b>IN DHHDSPRING16</b>	Rolling Spring Coil for 16" pipe (406 mm) OD
<b>IN DHHDSPRING20</b>	Rolling Spring Coil for 20" pipe (508 mm) OD
<b>IN DHHDSPRING24</b>	Rolling Spring Coil for 24" pipe (610 mm) OD



### Flat Brushes

<b>IN DHHDFLTBRSH2</b>	HHD Flat Brush 51 mm/2"
<b>IN DHHDFLTBRSH6</b>	HHD Flat Brush 152 mm/6"
<b>IN DHHDFLTBRSH8</b>	HHD Flat Brush 203 mm/8"
<b>IN DHHDFLTBRSH12</b>	HHD Flat Brush 305 mm/12"
<b>IN DHHDFLTBRSH24</b>	HHD Flat Brush 610 mm/24"
<b>IN DHHDFLTBRSH36</b>	HHD Flat Brush 914 mm/36"
<b>IN DHHDFLTBRSH48</b>	HHD Flat Brush 1219 mm/48"

### Accessories

<b>IN DHHDFANBRSH</b>	HHD Fan Brush 152 mm/6"
<b>IN DHHDPADDLE</b>	HHD Conductive Paddle 102 mm/4"
<b>IN DHHDPCWIADPT</b>	Adapter for Accessories to fit PCWI Units
<b>IN DHHDTRADPT</b>	Adapter for Accessories to fit Tinker and Razor units



12

### BlastOne Holiday Detector



- Rugged, portable DC output with optional 0-15 kV and 0-30 kV models available
- Rechargeable overnight, with battery condition and output voltage displayed on LCD
- Audible and visual alarm with 'momentary' and 'continuous' switch functions
- Kit includes charger, 78 1/2" (2 m) probe, extension, 2 brushes, earth lead, harness, case and certificate

Please contact BlastOne for further information

Part Number	Description
IN D0606	BlastOne Hi-Voltage Holiday Detector (specify 15 or 30 kV)

### High Voltage 'Spark Test' Holiday Detector



- Accuracy  $\pm 5\%$  or  $\pm 0.2$  kV
- Powered by internal 12 Volt rechargeable
- Kit includes high voltage unit, probe with 2 metre lead, band brush, 10 metre earth lead with alligator clip, padded work pouch, battery charger, instructions, and hard cover protective carry case
- See Technical Reference section (page 451) to calculate working voltages for testing various coating types and film thickness

Part Number	Description
IN D2166	High Voltage Holiday Detector – specify required voltage

### DeFelsko PosiTest LPD Low Voltage Pinhole Detector



- Wet sponge method used for testing non-conductive coatings over conductive substrates
- Test coatings up to 12 mil (300 micron)
- Used in accordance with AS 3894-2 Standard for coatings less than 10 mil (250 micron) thick
- Compact, hand-held unit
- Audible pinhole-detection alarm
- Powered by three AA batteries
- Kit includes detector probe unit, earth lead with alligator clip and instructions
- Has a universal adapter to allow use with existing paint roller extensions

Please contact BlastOne for spare parts – sponges, batteries etc.

Part Number	Description
IN DLPDKITB	PosiTest LPD Basic Kit, contains basic kit to get started
IN DLPDKITC	PosiTest LPD Advanced Kit, contains all available accessories
IN DLPDACCCK	PosiTest LPD Accessories Pack, contains adaptable sponge hardware and accessories.
IN DLPDSP	Replacement 8" x 8" Sponge for PosiTest LPD
IN DLPDWA	Replacement Wetting Agent for PosiTest LPD

Coating voids or 'pinholes' are immediately susceptible to corrosion. Check for coating continuity with a wet sponge pinhole detector. Detect and rectify any initial flaws to prevent a costly coating failure later.

## DeFelsko Soluble Salt Tester



- Simple, durable and accurate unit for measuring the concentration of soluble salts on metal surfaces
- Standard model features monochrome display to enhance sunlight readability; stores up to 250 readings
- Advanced model features high contrast reversible color LCD; stores up to 100,000 readings in multiple batches; batch Annotation; onscreen help; WiFi technology; data transfer to PC or printer
- For use with all Bresle patch types including PosiPatch
- PosiPatch kit comes with tester and probe, 5 PosiPatch, magnetic ring, syringe and tip, 500ml DI water, 5 cups and a HD carrying case

Part Number	Description
<b>IN DSST1</b>	SST - Standard Body and Probe
<b>IN DSST3</b>	SST - Advanced Body and Probe
<b>IN DSSTKITP1</b>	SST Kit - Standard Body, Probe and PosiPatch Kit
<b>IN DSSTKITP3</b>	SST Kit - Advanced Body, Probe and PosiPatch Kit

## DeFelsko SST Probe



- Probe for measuring the concentration of soluble salts on metal surfaces
- Fits PosiTector body
- PosiPatch kit comes with probe, 5 PosiPatch, magnetic ring, syringe and tip, 500ml DI water, 5 cups and a HD carrying case

Part Number	Description
<b>IN DSSTPRB</b>	SST Probe Only
<b>IN DSSTKITP</b>	SST Probe with PosiPatch Kit

## DeFelsko PosiPatch



- Flexible patch with magnetic ring for measuring salt contamination in accordance with ISO 85026,9
- Attaches to steel with no residue
- No sharps, no needles required
- Reusable
- Kit includes 5 PosiPatch rings, 2 syringes, 2 dispensing tips and magnetic ring

Part Number	Description
<b>IN DSSTPATCHP5</b>	SST PosiPatch (Pack 5)
<b>IN DSSTPATCHP24</b>	SST PosiPatch (Pack 24)
<b>IN DSSTRING</b>	SST PosiPatch Magnetic Ring

## DeFelsko PosiTector Latex Kit



- For measuring salt contamination in accordance with ISO 8502-6,9
- Low-tack adhesive for easy patch removal with no residue to clean
- Works on nearly any material or surface geometry

Part Number	Description
<b>IN DSSTKITD</b>	PosiTector SST DeFelsko Adhesive Patch Kit and Probe
<b>IN DSSTKITL</b>	PosiTector SST Latex Adhesive Patch Kit with Probe
<b>IN DSSTNEEDLE</b>	PosiTector SST Needle for Bresle Patch Method (PKT 10)
<b>IN DSSTPATCHD25</b>	PosiTector SST Defelsko Patches for Bresle Sampler (25 PK)
<b>IN DSSTPATCHL25</b>	PosiTector SST Latex Patches for Bresle Sampler (25 PK)

### BresleSampler – Surface Chloride Analysis Kit



- Portable field test kit
- Used in accordance with ISO8502-6, AS1627-4 Standards
- Measurement range: 20 ppm to 5000 ppm
- Can be used in conjunction with additional conductivity meter to determine total salts
- Complete kit supplied with 1/3 fl oz (10 mL) beaker, titration cylinder, syringes, waste bottle, Bresle samplers, extraction liquid bottle, four titration liquid bottles and carry-case

Part Number	Description
<b>IN E1381</b>	BresleSampler Field Test Kit Complete
<b>IN E130 BRESLE</b>	BresleSampler Patches (Pack 50)
<b>IN E130 BR20</b>	Bresle Titration Kit
<b>IN E130 BR30</b>	Bresle Extraction Liquid

### Salt Detection Kit for Surfaces



- Used in accordance with ISO8502-5, ISO8502-6, AS1627-4 Standards
- Surface salt extraction efficiency up to 98%
- Measurement range 5 ppm to 200 ppm
- Supplied in a pack of 5 test kits



Part Number	Description
<b>IN E134 1</b>	Chlor*Test Surface Chloride Ion Test Kit – pack of 5

Surface contamination by chloride ions (salt) is a common cause of coating failure. Chloride ion contamination can be caused by:

- the environment e.g. marine location
- use of poor quality washdown water
- blasting with contaminated abrasive

### Surface Contamination Analysis Test (SCAT) Kit



- Portable field test kit
- Analysis of chloride ions, ferrous ions and pH level
- 'Swab method' used in accordance with AS1627-1, AS3894-6 Standard
- Chloride Ion Detection Threshold: approx 40 ppm
- Ferrous Ion Detection Threshold: approx 3 ppm
- pH measurement range: 4 to 9 verified by color scale
- Complete kit supplied with graduated cylinder, beakers, tweezers, water demineralizer cartridge, cotton balls, chloride ion titration strips, ferrous ion titration strips, ruler, instructions and hard cover carry-case

Part Number	Description
<b>IN E130 SC1</b>	Surface Contamination Analysis Test Kit Complete
<b>IN E130 SC2</b>	SCAT Chloride Ion Titration Strips (Bottle 40)
<b>IN E130 SC3</b>	SCAT Ferrous Ion Titration Strips (Bottle 100)
<b>IN E130 SC4</b>	SCAT Water Demineralization Cartridge
<b>IN E130 SC7</b>	SCAT pH Paper – Dispenser Roll

## Chlor\*Test – Chloride Test for Abrasives



- Compact, portable, field test
  - Simple to use
  - Fast and accurate results – two minute test
  - Supplied in a pack of 4 test kits
  - Safe handling – no needles or syringes
  - Measurement range 1 ppm to 50 ppm
- GMA Australian Garnet (pictured) is processed under strict quality controlled conditions resulting in one of the lowest chloride levels of any abrasive

Part Number	Description
-------------	-------------

<b>IN E1342</b>	Chlor*Test Abrasive Chloride Test Kit (Pack 4 tests)
-----------------	--

Surface contamination by chloride ions (salt) is a common cause of coating failure. Abrasive with high chloride ion (salt) content will contaminate the surface being blasted. 'Salt content' is measured in parts per million, so that even a 'high' salt content of 30 ppm will not be visible as salt grains in the abrasive.

## Chlorides, Sulfates, Nitrates Detection Kit



- Portable carry-case, field-test kit
- Uses 'standard' Chlor\*Test method for chloride ions
- Also incorporates additional test kit for measuring Sulfates and Nitrates using the same test sample
- Used in accordance with ISO8502, AS1627-4 Standards
- Measurement range:
  - Chlorides: 5 ppm to 200 ppm
  - Sulfates: 0 ppm to 100 ppm
  - Nitrates: 0 ppm to 150 ppm
- Complete kit includes five Chloride tests, five Sulfate tests, five Nitrate tests and Photometer
- Supplied in a hard cover carry-case

Part Number	Description
-------------	-------------

<b>IN E134 CSN</b>	Chlor*Test CSN Test Kit Complete
--------------------	----------------------------------

<b>IN E134 RKIT</b>	Chlor*Test CSN Salts Refill Kit (Pack 5 Complete Tests)
---------------------	---

**Salt Contamination Conductivity Meter Test Kit also available**  
Please contact BlastOne for details.

## Surface Dust Test Kit



- Used to assess the quantity and size of dust particles on blast cleaned surfaces prepared for painting
- Used in accordance with ISO8502-3 Standard
- Kit includes: battery powered 10x illuminated magnifier, ISO adhesive tape, scissors, pictorial manual, comparator display board, sample transfer sheet and 25 report forms

Part Number	Description
-------------	-------------

<b>IN E142K</b>	Surface Dust Test Kit
-----------------	-----------------------

## Blotter Paper



- Used to verify the cleanliness of compressed air prior to abrasive blast cleaning
- Perform the test according to ASTM D 4285

Part Number	Description
IN EBP50	Blotter Paper (Pack 50)

## BlastOne Defective Label



- Used by inspection companies to mark locations that need repair or rework
- High viz color that stands out so you can always see where the repair is needed
- Non-stick label ensures that no residue is left on new coating

Part Number	Description
IN DEFECT	Defect Location Stickers (Roll 250)

## Robust Instrument Case



- Heavy-duty, robust instrument case for storing and carrying fragile instruments
- Supplied with foam cube inserts – easy to remove cubes to suit your specific requirements
- Many case sizes available – **ask BlastOne for more information**
- IN TCASE20P is pictured – case is water resistant and will float  
Internal dimensions: 9" x 3.5" x 6" (230 mm x 90 mm x 150 mm)

Part Number	Description
IN TCASE_P	Robust Instrument Case (specify size)
IN TCASE_A	Instrument Case, Aluminum ( <i>not shown</i> ) (specify size)

*Instrument not included – shown for demonstration purposes only*

## BlastOne Surface Preparation Guide Booklet



- Handy flip-top, wire bound, reference book
- Full color photographs of different abrasive blasted surfaces with various grades of cleanliness
- Not a certified visual standard – use as a guide, **see page 308**

Contact BlastOne

Part Number	Description
IN EBSPG	BlastOne Surface Preparation Guide Booklet

DeFelsko SmartLink



- Wirelessly connect PosiTector probes to your smart device
- Turns your cell phone or tablet into a virtual PosiTector gage
- Accepts coating thickness, environmental and surface profile probes
- No internet connection required for mobile integration
- Seamless online integration with internet connection to back up or restore data on the cloud
- Kit includes holster with belt clip, wrist strap, PosiTector app, batteries
- Probes purchased separately

Part Number	Description
<b>IN BOOTSMARTLINK</b>	Protective Rubber Holster for Smartlink
<b>IN DSMLINK</b>	Positector SmartLink Probe Connect



DeFelsko PosiSoft Software




- Four ways to view and report your PosiTector and PosiTest data – FREE
- Desktop version for downloading, viewing, printing and storing measurement data
- Web-based application offering secure centralized management of readings
- Mobile app connects PosiTector advanced model instruments, the PosiTector SmartLink and the PosiTest AT-A to your iOS or Android smart device
- USB Drive retrieves data through a simple gage interface

Elcometer ElcoMaster Software



- Free web-based program produces professional reports using data collected from any ElcoMeter Bluetooth-enabled measuring device
- Exports data directly into archive or to Microsoft Excel using Bluetooth or USB
- Exports data to tablets or mobile devices for immediate on-site analysis
- Uploads to cloud for real-time analysis anywhere





# Essential Components to Keep Y

The correct application of protective coatings relies on the correct coating equipment for Protective Coatings. From brush and rollers to high-tech plural component turnkey sprayers.

- ① Heavy Duty Cartwith Lift Handles
- ② Rugged, Reliable Air Motor
- ③ Viscon Heater (optional)
- ④ Quick-Disconnect Pump Coupler
- ⑤ High Pressure Built-In Filter
- ⑥ Semi Pneumatic Tires
- ⑦ Quick Access™ Intake Valve
- ⑧ Lifting Lug
- ⑨ DataTrak™ Pump Monitor (optional)
- ⑩ Feed Hopper (optional)
- ⑪ Air Drill & Paint Mixer
- ⑫ Airless Spray Hose
- ⑬ Pressure Bleed Valve
- ⑭ Airfed FeatherLite™ Hood
- ⑮ Painting Overalls
- ⑯ Climate Control Tube
- ⑰ Radiator Brushes
- ⑱ Head Sock
- ⑲ ComfortGrip™ Industrial High Performance Spray Gun
- ⑳ Heavy Duty RAC Tip & Guard
- ㉑ Painting Gloves
- ㉒ Inline Swivel
- ㉓ Flexible Whip Hose
- ㉔ Breathing Air Hose
- ㉕ Airline Filter with Regulator
- ㉖ CO Monitor/Alarm



# How to Spray Safely and Efficiently

When being used. BlastOne has extensive experience in all aspects of spraying systems, BlastOne is your one-stop-shop source of supply and advice.



## XM High Technology 2K Spray Systems



- Engineered to handle the toughest protective coatings
- Provides precise ratio control
- Allows users to download historical spraying data
- Handles a wide range of two-component materials
- Utilizes advanced dosing technology: major component constantly flows while the minor component is injected in at higher pressures
- Advanced sensing technology allows pumps to compensate for pressure fluctuations, resulting in accurate, on-ratio mixing for better yield and less waste
- Ideally suited for marine, bridge, rail and wind energy applications
- Fully configurable for your specific coatings job

Contact **BlastOne** for more information

Part Number	Description
<b>GM XM7E29</b>	Graco XM Sprayer - 70:1, Intrinsically Safe Power Supply, 2 x Feedpumps, 2 x Heated Hoppers and Heated Hose Set

## Graco XP70



- Reduced material waste
- No more throwing away unused mixed material at the end of the day
- Save money by using less clean-up solvent
- Consistent material quality - no more guesswork or human error in measuring materials
- Easy to operate - minimal training required
- Reduced maintenance costs
- Rated for 7250 psi (500 bar, 50 MPa) to handle viscous materials and long hose lengths

Part Number	Description
<b>GM 571202</b>	Graco XP70 Sprayer 2:1 Fixed Ratio with 115/58 cc Lowers, Built-in Filters, Cart Mounted with 2x Hoppers

## Graco Passive Fire Protection XM Plural Sprayer



- Passive fire protection (PFP) coatings make structures more resistant to fire by insulating structural steel from high temperatures
- The XM PFP is easy to use, maintains consistent temperature control and offers precise ratio control

Part Number	Description
<b>GM PFPX</b>	Graco PFP Sprayer for Spraying High Build Fire Proofing Coatings

## CharSpray Application of Intumescent Fire-Proofing Coatings



- Suitable for small to medium scale application of fire-proofing coatings
- Suits 5 gallon (20 liter) pail
- Air ram lifts up pump assembly, pail is placed underneath, the 'Wiper Plate' and pump is lowered down into the pail, forcing the coating up into the pump
- Can also be used as a feed pump system with 5 gallon (20 liter) pails or 55 gallon (205 liter) drums

Contact BlastOne for more information

Part Number	Description
<b>GM CSY</b>	CharSpray Ram Pump with Air Rams, Shovel Pump and Wiper Plate

## CharMix Application of Intumescent Fire-Proofing Coatings



- Char Mix high powered mixer is used to pre-mix the coating prior to pumping through the CharSpray system

Contact BlastOne for more information

Part Number	Description
<b>SMCharMix</b>	Charmix High Powered Mixer Cart for PFP Coatings

## Two Component Application of 'Fast-Set' Coatings



- Plural component spray systems for coatings with pot life between 30 seconds to 15 minutes
- Custom built to suit each application
- A typical system includes:
  - Drum-feed pump system
  - High pressure plural component proportioner
  - Recirculation system
  - In-line heaters
  - Heated hose system with Remote-Mix

Contact BlastOne for more information

Part Number	Description
<b>GM FSC</b>	2K Fast Set Coating Spray Application System



# High Performance Graco King Airless Spray Machines

Sprayers that get the tough jobs done!

BlastOne Airless Spray Painting Equipment is built for extreme conditions. The BlastOne SprayMaster packages are customized and engineered to suit your specific application – packed with the power and flow capacity to spray almost any heavy industrial coating. These Spray Systems feature King Air Powered Motors to powerfully drive the pump, and NEW MaxLife™ Pump Lower to cope with extreme conditions.

A BlastOne King Sprayer Machine will easily spray:

- Medium to ultra-high viscosity coatings
- Plural component coatings
- High build, high solids epoxy primers and coatings
- High build, high solids polyurethane top coatings
- Waterborne coatings
- Fire retardant coatings

Range of sizes and ratios are available – call BlastOne for advice on which machine best suits your application.

## NEW Graco MaxLife™ Pump Lower



**Cartridge-Style Throat Packings**

- Quickly remove and replace for service

**Built-In Filter**

- Easy to maintain or remove

**Zero Cavity Carbide Prime/Bleed Valve**

- Less maintenance and no material build up

**Zero Cavity 2nd Gun Outlet**

- Allowing no material build up when not in use

**Quick Knockdown Intake Valve and Cylinder**

- Quickly remove and replace for service

13



Part Number	Description
GM K60FH2	Graco King Airless Sprayer, 60:1
GM K60MH2	Graco King Airless Sprayer, 60:1 with MaxLife Lower
GM K70FH2	Graco King Airless Sprayer, 70:1
GM K70MH2	Graco King Airless Sprayer, 70:1 with MaxLife Lower

# Coating Applications

## THE KING HAS RETURNED!



**Exposed Thermally Isolated Poppets**

- Accessible for service

**Tool Box**

- Conveniently mounted on cart
- Store your day-to-day essential tools and parts

**Protective Rod Guards**

- Prevent any potential pinch-point injuries while pump is in motion
- Keeps debris out of throat wet cup

**Xtreme® Lowers - (MaxLife shown)**

- Easy to maintain with quick knockdown
- New packings for better seal
- Available in longer lasting MaxLife™

**Improved Siphon Hose**

- Shorter length for easy clean up
- Save flush material
- Less material waste

**De-icing Valve**

- Reduces main valve icing

**Trusted XL Motor**

- Sharp, smooth changeovers
- Low pulsation, even with multiple guns
- Removable cover for valve maintenance

**Robust Air Controls**

- High capacity filter regulator
- Lubricator option for extreme operating conditions

**Cart with Wheels**

- For portability and easy maneuverability
- Flat-free tires

# Industrial and Marine

## Graco Extreme XL Airless Spray Machine



- If you have large jobs that require a high-output sprayer, then you need the Graco Xtreme XL Sprayer
  - Configured with the Graco XL air motor, the largest air motor Graco has ever built, the Xtreme XL handles the workload equivalent of multiple sprayers
- Call BlastOne for advice on which unit will best suit your application

Part Number	Description
<b>GMXL45H1</b>	Xtreme XL 45:1 Spray Pump Heavy Duty Cart, No Hopper
<b>GMXL45H3</b>	Xtreme XL 45:1 Spray Pump Heavy Duty Cart, Hopper, Gun & Hose
<b>GMXL70H1</b>	Xtreme XL 70:1 Spray Pump Heavy Duty Cart, No Hopper
<b>GMXL70H2</b>	XL Industrial airless sprayer, 70:1 without Hopper but with Hose and Gun
<b>GMXL70H3</b>	Xtreme XL 70:1 Spray Pump Heavy Duty Cart, with Hopper and Gun & Hose

## Wiwa Airless Spray Machines



- Heavy duty airless spray machines for harsh conditions and abrasive paints
  - Large internal passages give high pressure output with high output flow
  - Unique packing combination
  - Super quiet air motor
- Other ratio pumps are available – call BlastOne for advice on which unit will best suit your application

Part Number	Description
<b>GM W46</b>	46:1 WIWA Professional Airless Spray Machine
<b>GM W57</b>	57:1 WIWA Herkules Airless Spray Machine
<b>GM W61</b>	64:1 WIWA Professional Airless Spray Machine
<b>GM W75</b>	75:1 WIWA Herkules Airless Spray Machine

## Binks, Speeflo and Other Airless Sprayers



- BlastOne supplies many other brands and types of spray machines
- Call BlastOne for advice on which unit will best suit your application

Part Number	Description
<b>GM B8</b>	Binks B8 Airless Spray Machine
<b>GM B10</b>	Binks B10 Airless Spray Machine
<b>GM A30</b>	Speeflo Admiral 30:1 Airless Spray Machine
<b>GM A40</b>	Speeflo Admiral 40:1 Airless Spray Machine
<b>GM A60</b>	Speeflo Admiral 60:1 Airless Spray Machine

# Coating Applications

**Give your old sprayer a new lease of life...with a retrofit Xtreme Lower**

- Improved performance – higher pressures 45:1 56:1 68:1 80:1 ratios
  - Reduced solvent usage – quicker and easier to flush
- Extended life component      • Fast, simplified servicing

## Retrofit Xtreme Lower



- Retrofit an Xtreme pump lower to an existing old-style King or Bulldog air motor
- Order the following components:
  - Xtreme pump lower
  - Pump connection kit
  - Quick KnockOff suction hose assembly kit
  - New gun and hose – if upgrading pressure rating
- Connection kit includes pump mounting tie-rods, air motor rod adaptor and quick-disconnect coupler
- Suction hose assembly kit includes pump inlet elbow, hose adaptor nipple, quick KnockOff suction hose and siphon tube
- Also available without built-in filter – ask **BlastOne**



Part Number	Description
<b>GRL036C0</b>	Xtreme XP 36 cc Lower with Built-In Filter and Tuff Stack Packings
<b>GRL048C0</b>	Xtreme XP 48 cc Lower with Built-In Filter and Tuff Stack Packings
<b>GRL058C0</b>	Xtreme XP 58 cc Lower with Built-In Filter and Tuff Stack Packings
<b>GRL085C0</b>	Xtreme XP 85 cc Lower with Built-In Filter and Tuff Stack Packings
<b>GRL115C0</b>	Xtreme XP 115 cc Lower with Built-In Filter and Tuff Stack Packings
<b>GRL14AC0</b>	Xtreme XP 145 cc Lower with Built-In Filter and Tuff Stack Packings
<b>GR L115C2</b>	Xtreme 115 cc Lower with Built-In Filter
<b>GR L145C2</b>	Xtreme 145 cc Lower with Built-In Filter
<b>GR L180C2</b>	Xtreme 180 cc Lower with Built-In Filter
<b>GR L220C2</b>	Xtreme 220 cc Lower with Built-In Filter
<b>GR L250C2</b>	Xtreme 250 cc Lower with Built-In Filter
<b>GR L290C2</b>	Xtreme 290 cc Lower with Built-In Filter
<b>GR 244849</b>	Xtreme Connection Kit (For King and Bulldog Air Motors)
<b>GR 245176</b>	Xtreme Pump Suction Kit



Merkur™ Fine Finish Pumps and Packages – Airless or Air Assisted



**Features**

- Low pulsation output
- High flow rate delivery
- All stainless steel pump construction
- Wide range of pump ratios available including 15:1, 20:1, 30:1, and 40:1
- Pumps available in bare, wall mount and cart mount

**Benefits**

- Better finish with consistent pattern and film
- More speed and multiple gun capabilities
- Handles a wide range of fluids
- Comfortable working conditions
- Higher pump ratios deliver a full range of material viscosities
- Full line of products for any application

**More Power and Less Pulsation for the Best Finish at the Fastest Rate!**

Part Number	Description
GM 16U920	Graco Merkur Sprayer X48 Complete Package
GM 16U918	Graco Merkur Sprayer X72 Complete Package

Mortar Tough Tek Pumps



- Compact pumps for cementitious materials
- Mixing mortar by hand and hauling buckets up scaffolding is a thing of the past

Part Number	Description
GM 262927	Graco Tough Tek Mortar Spray Package including a Complete Pump Repair Kit
GM 24T834	Graco Tough Tek Mortar Cart Unit
GM 24U209	HTX 680 Mortar Applicator

# Coatings

## Triton Series Air Powered Air Spray Packages



### Triton 308 Cart Mount Package

- 100 psi max fluid output pressure
- 8 gallon (30 liter) max free flow
- Aluminum pump or stainless steel pump
- Fluid recirculation valve
- 3/8" (10 mm) fluid outlet
- High flow air regulators

Part Number	Description
<b>GM 233482</b>	Triton 308 Cart Mount Package with 1.4 mm AirPro Gun and 7.5 m of Hose (AUS/NZ)
<b>GM SPMWCMP</b>	Warrior 4000 Sprayer, Cart Mounted with 1.4 mm AirPro Gun and 25' of Hose. (USA Only)



### Triton 308 Pail Mount Package

- 100 psi max fluid output pressure
- 8 gallon (30 liter) max free flow
- Aluminum pump or stainless steel pump
- Fluid recirculation valve
- 3/8" (10 mm) fluid outlet
- High flow air regulators

Part Number	Description
<b>GM 233468</b>	Triton 308 Pail Mount Package with 1.4 mm AirPro Gun and 7.5m (25 ft) Hose



### Triton 308 Stand Mount Package

- 100 psi max fluid output pressure
- 8 gallon (30 liter) max free flow
- Aluminum pump or stainless steel pump
- Fluid recirculation valve
- 3/8" (10 mm) fluid outlet
- High flow air regulators

Part Number	Description
<b>GM 233475</b>	Triton 308 Stand Mount Package with 1.4 mm AirPro Gun and 7.5 m (25') Hose

## Contractor Coatings

### Portable Electric and Petrol Powered Airless Sprayers




To suit domestic, commercial and industrial projects

- Renowned quality
- Highest performance in class
- Gallon/Liter tracking system
- Auto clean flushing system
- Quick knockdown 'Endurance Pump'
- Smart control pressure control
- Ergonomic cart for portability on site
- Digital display
- Built-in filter
- Units supplied with gun, hose and tip.

Please contact BlastOne for assistance with selecting the right unit for your application

### Product Selection Chart – Separate Brochures Available

			
<b>Ultra &amp; UltraMax Electric Sprayers</b>	<b>Gasoline (Unleaded Petrol) Powered Sprayers</b>	<b>Gasoline (Unleaded Petrol) Hydraulic Sprayers</b>	<b>Line Marking Sprayers</b>
<b>UltraMax II 695</b> 0.95 GPM (3.6 LPM) 3300 psi 1 gun @ 31 thou	<b>GMax II 3900 4.0HP</b> 1.25 GPM (4.7 LPM) 3300 psi 1 gun @ 36 thou, 2 guns @ 23 thou	<b>GH300 9HP</b> 3.0 GPM (11.4 LPM) 3300 psi 1 gun @ 57 thou, 2 guns @ 39 thou	<b>LineLazer 3400</b> 0.75 GPM (2.8 LPM) 3300 psi 1 gun @ 27 thou
<b>UltraMax II 795</b> 1.1 GPM (4.1 LPM) 3300 psi 1 gun @ 33 thou, 2 guns @ 25 thou	<b>GMax II 5900 5.5HP</b> 1.6 GPM (6.0 LPM) 3300 psi 1 gun @ 43 thou, 2 guns @ 29 thou	<b>GH733 18HP</b> 3.0 GPM (11.4 LPM) 3500 psi 1 gun @ 57 thou, 2 guns @ 39 thou	<b>LineLazer 3900</b> 1.25 GPM (4.7 LPM) 3300 psi 1 gun @ 36 thou, 2 guns @ 25 thou
<b>UltraMax II 1095</b> 1.2 GPM (4.5 LPM) 3300 psi 1 gun @ 35 thou, 2 guns @ 27 thou	<b>GMax II 7900 5.5HP</b> 2.2 GPM (8.3 LPM) 3300 psi 1 gun @ 48 thou, 2 guns @ 35 thou	<b>GH833 13HP</b> 4.0 GPM (15.1 LPM) 4000 psi 1 gun @ 65 thou, 2 guns @ 46 thou	<b>LineLazer 5900</b> 1.6 GPM (6.0 LPM) 3300 psi 1 gun @ 43 thou, 2 guns @ 29 thou

## Two Component Fast Set Coatings: Polyurea/Foam

### Reactor High-Performance Proportioning System


The Reactor is a state-of-the-art plural component proportioning system that gives superior performance, control and accuracy. It is designed to apply polyurea, foam and other fast-set materials that require accurate temperatures and pressures necessary for ultimate coating results.

**Use Reactor for:**

- Concrete
- Tank/pipe coating
- Waterproofing
- Wastewater treatment
- Manhole/sewer reconditionin
- Bedliners
- Insulating
- Rail manufacturing and repair
- Secondary containment
- Roof coating
- Inplant OEM
- Adhesives and caulks
- Industrial maintenance

**Advanced features for high performance results**

- Easy to use and dependable for increased productivity
- Accurate heating with precise temperature sensing
- System controls with diagnostics, auto-shutdown and job data reporting
- Portable, wheeled cart allows you to get closer to the job and takes up less trailer space.



SITE PORTABLE



HYDRAULIC DRIVEN REACTOR

### Product Selection Chart

Ask for separate product brochures on **Fusion Guns and Reactors**



Fusion (AP) Air Purge Gun

- Easiest gun to use on the market!
- Less maintenance – fewer parts
- Long Life hardened SS components.












Fusion (MP) Mechanical Purge Gun

- Best mix on the market!
- Smoother finish / better atomization
- Widest range of flow rates.

Reactor	Electric			Air Driven	Hydraulic	
	E-10	E-XP1	E-XP2	A-6	H-XP2	H-XP3
Maximum Pressure	2000 psi	2500 psi	3500 psi	2200 psi	3500 psi	3500 psi
Flow Rate / min.	12 lbs (5.4 kg)	1.0 G (3.8 L)	2.0 G (7.6 L)	2.0 G (7.6 L)	1.5 G (5.7 L)	2.8 G (10.6 L)
Heater Capacity	1.7 kW	10.2 kW	15.3 kW	12 kW	12 kW	15.3 kW

**How to Pick the Right Finishing Equipment for the Job**

TYPE OF FINISH	LEVEL OF USE PRODUCTIVITY	PRODUCT CHOICE
<p><b>FINE FINISH</b></p> <p><i>The highest quality finish created with air spray, HVLP or air assisted technology</i></p> 	<p><b>ENTRY LEVEL</b></p> <p><i>Spraying occasionally</i></p>	<p><b>CUP GUNS</b></p> <p>See page 350 - 352</p> 
	<p><b>BASIC</b></p> <p><i>Spraying 1 day a week</i></p>	<p><b>PRESSURE POTS</b></p> <p>See page 356 - 357</p> 
	<p><b>INTERMEDIATE</b></p> <p><i>Spraying 2-5 days a week</i></p>	<p><b>TRITON™ PUMPS</b></p> <p>See page 345</p> 
	<p><b>ADVANCED</b></p> <p><i>Air assisted production</i></p>	<p><b>MERKUR™ PUMPS</b></p> <p>See page 344</p> 
<p><b>INDUSTRIAL FINISH</b></p> <p><i>A relatively smooth finish for high production levels created with airless or air spray technology</i></p> 	<p><b>INTERMEDIATE</b></p> <p><i>Airspray production</i></p>	<p><b>TRITON™ PUMPS</b></p> <p>See page 345</p> 
	<p><b>ADVANCED</b></p> <p><i>Airless production spraying</i></p>	<p><b>MERKUR™ PUMPS</b></p> <p>See page 344</p> 
	<p><b>ADVANCED</b></p> <p><i>Airless production spraying</i></p>	<p><b>NXT PUMPS</b></p> <p>See page 340</p> 

13



**XTREME  
X60**

**SAFETY INSTRUCTIONS**

**BLASTONE**  
HIGH PERFORMANCE  
COATING

**Endurance Piston Pump  
Repair Kit**

**Airless Gun Repair Kit**

**GRACO**

**GRACO**

**BlueMax  
High Performance  
Airless Hose**

### DeVilbiss JGA Spray Gun



- Standard industrial spray gun
- Medium weight, robust design
- Available in fluid setup sizes 0.055" (1.4 mm), 0.070" (1.8 mm), 0.086" (2.2 mm), 0.110" (2.8 mm)
- Optional Nitralloy heavy duty needle and nozzle

Part Number	Description
<b>DE JGA 558</b>	AirSpray Gun with Air Control Valve (specify set-up size)
<b>DE JGA 559</b>	AirSpray Gun without Air Control Valve (specify set-up size)
<b>DE KK4987 2</b>	JGA Gun Service Repair Kit

### DeVilbiss JGAHD and Advance HD Spray Guns



- Optional high wear and carbide setups available for advance gun
- Advance HD gun available from 0.040" (1 mm) to 0.110" (2.8 mm)
- JGAHD gun available from 0.040" (1 mm) to 0.070" (1.8 mm) – not shown, red body
- Conventional spray gun, available as suction or pressure feed designs
- Available in fluid setup sizes 0.055" (1.4 mm), 0.070" (1.8 mm), 0.086" (2.2 mm), 0.110" (2.8 mm)

Part Number	Description
<b>DE JGA_HD</b>	DeVilbiss JGAHD Air Spray Gun (specify set-up size)
<b>DE ADV ___</b>	DeVilbiss Advance HD Air Spray Gun (specify set-up size)
<b>DE PR04151</b>	DeVilbiss JGAHD Gun Service Repair Kit (seals only) – for DE JGA_HD and DE ADV ___ Guns

### Iwata Air Spray Gun



- Compact, industrial spray gun
  - Lightweight
  - Available in fluid setup sizes: 0.047" (1.2 mm), 0.059" (1.5 mm), 0.079" (2.0 mm), 0.098" (2.5 mm)
- Please contact BlastOne for other Iwata spray guns, parts and accessories

Part Number	Description
<b>IW W77 _</b>	Iwata Air Spray Gun (specify set-up size)
<b>IW W77 RSK</b>	Iwata Gun Service Repair Kit

### Binks Air Spray Gun



- Standard industrial spray gun
- Available in fluid setup sizes: 0.043" (1.1 mm), 0.059" (1.5 mm), 0.062" (1.6 mm), 0.070" (1.8 mm), 0.086" (2.2 mm), 0.110" (2.8 mm)

Part Number	Description
<b>BI 230</b>	Genuine Binks Air Spray Gun
<b>BI 25 00 03</b>	Binks Gun Service Repair Kit

## Graco Airpro Spray Gun



- Exceptional spray finish quality
- Lightweight and robust gun
- Ergonomic design for operator comfort and control
- Air inlet swivel for ease of movement
- Unique replaceable PEEK or stainless steel needle tip reduces maintenance costs
- Superbly engineered with few parts – simple to disassemble for cleaning and service
- Convertible between airspray and compliant (HVLP models also available)
- Available in pressure feed, siphon feed or gravity feed setups with or without cups



### Airpro Airspray Gun Common Pressure Feed Setup

Gun Type	Gun Part No.	Fluid Setup Size	Needle Tip	Needle & Nozzle Kit	Aircap
<b>Conventional with PEEK Tip</b>	GR 288 931	0.055" (1.4 mm)	GR 234 778	GR 289 462	GR 289 773
	GR 288 932	0.070" (1.8 mm)	GR 234 778	GR 289 464	GR 289 784
	GR 288 933	0.086" (2.2 mm)	GR 234 779	GR 289 466	GR 289 068
<b>Conventional with Stainless Steel Needle Tip</b>	GR 288 934	0.110" (2.8 mm)	GR 234 780	GR 289 467	GR 289 069
	GR 288 949	0.042" (1.1 mm)	GR 234 781	GR 289 461	GR 289 773
	GR 288 950	0.055" (1.4 mm)	GR 234 782	GR 289 463	GR 289 773
<b>Conventional High Wear Tungsten Carbide</b>	GR 288 951	0.070" (1.8 mm)	GR 234 782	GR 289 465	GR 289 784
	GR 288 974	0.070" (1.8 mm)	-	GR 289 479	GR 289 049
	GR 288 975	0.086" (2.2 mm)	-	GR 289 480	GR 289 049
<b>Compliant Gun with PEEK Tip</b>	GR 288 982	0.110" (2.8 mm)	-	GR 289 480	GR 289 049
	GR 288 946	0.070" (1.8 mm)	GR 234 778	GR 289 464	GR 289 042
	GR 288 947	0.086" (2.2 mm)	GR 234 779	GR 289 466	GR 289 044
	GR 288 948	0.110" (2.8 mm)	GR 234 780	GR 289 467	GR 289 045

### Airpro Gun Common Repair Kits

Part Number	Description
<b>GR 289 399</b>	Airpro Gun Repair Service Kit (for AirSpray and Compliant Guns)
<b>GR 289 407</b>	Airpro Gun Air Valve Repair Kit

## ORDERING INFORMATION

Selecting the Correct Gun Size

Material Viscosity	Centipoise	Suggested Gun Size	
		inch	mm
Light	5-15	0.031 - 0.042	0.8 - 1.1
Light/Medium	15-30	0.042	1.1
Medium	30-70	0.055	1.4
Medium/Heavy	70-100	0.070 - 0.086	1.8 - 2.2
Heavy	> 100	0.110	2.8



### Material Cups

Part Number	Description
<b>GR 239 714</b>	Gravity Cup 16 oz (474 mL) – Nylon
<b>GR 239 715</b>	Gravity Cup 8 oz (237 mL) – Nylon
<b>GR 239 582</b>	Siphon Cup 32 oz (946 mL) – Stainless (Waterborne Compatible)
<b>GR 244 130</b>	Siphon Cup 32 oz (946 mL) – Aluminum

Call BlastOne for free advice on how to clean out and store your spray guns



## Economy Spray Guns



- Low price, economy spray gun
- Lightweight and compact
- Available in fluid setup sizes 0.059" (1.5 mm), 0.070" (1.8 mm), 0.079" (2.0 mm), 0.098" (2.5 mm), 0.118" (3.0 mm)

Part Number	Description
<b>SM ST1000</b>	Suction Cup, 3/8" Fitting (suits most guns)
<b>SM XS7701</b>	Spray Gun 1.5 mm Nozzle
<b>SM XS7703</b>	Spray Gun 2 mm Nozzle
<b>SM XS7704</b>	Spray Gun 2.5 mm Nozzle
<b>SM XS7705</b>	Spray Gun 3 mm Nozzle

## Standard Twin Paint Line/Air Hose Sets



- **Industrial Set:** nylon paint hose ID is 3/8", air hose ID is 3/8"
- **Fine Finish Set:** nylon paint hose ID is 1/4", air hose ID is 3/8"
- **Economy Set:** TMP paint hose ID is 3/8", SF air hose ID is 3/8"
- Short 6 ft (1.8 m) hose sets have a 3/4" air hose

Part Number	Description
<b>GR IND 150</b>	50 ft (15 m) Industrial Paint/Air Hose Fitted
<b>GR FIN 150</b>	50 ft (15 m) Fine Finish Paint/Air Hose Fitted
<b>GR ECO 150</b>	50 ft (15 m) Economy Paint/Air Hose Fitted
<b>GR IND 075</b>	25 ft (7.5 m) Industrial Paint/Air Hose Fitted
<b>GR FIN 075</b>	25 ft (7.5 m) Fine Finish Paint/Air Hose Fitted
<b>GR ECO 075</b>	25 ft (7.5 m) Economy Paint/Air Hose Fitted
<b>GR IND 018</b>	6 ft (1.8 m) Industrial Paint/Air Hose Fitted
<b>GR FIN 018</b>	6 ft (1.8 m) Fine Finish Paint/Air Hose Fitted
<b>GR ECO 018</b>	6 ft (1.8 m) Economy Paint/Air Hose Fitted

## UltraFlex Twin Paint Line/Air Hose Sets



- Ultra flexible – easy to handle
- Solvent compatible fluid hose liner
- Standard 25 ft (7.5 m) or 50 ft (15 m) lengths
- Hose also available in made-to-order lengths and bulk
- 200 psi air pressure rated, 85 psi fluid pressure rated
- Color coded siamese hose
- Coupled with 3/8" paint, 1/4" air fittings

Part Number	Description	Nominal OD	
		(inch)	(mm)
<b>GR 299100</b>	UltraFlex 1/4" (6 mm) Twin Paint-Air Line x 25 ft (7.5 m)	7/16	10.5
<b>GR 299101</b>	UltraFlex 1/4" (6 mm) Twin Paint-Air Line x 50 ft (15 m)	7/16	10.5
<b>GR 299102</b>	UltraFlex 1/4" (6 mm) Twin Paint-Air Line – specify length	7/16	10.5
<b>GR 299200</b>	UltraFlex 5/16" (8 mm) Twin Paint-Air Line x 25 ft (7.5 m)	1/2	12.0
<b>GR 299201</b>	UltraFlex 5/16" (8 mm) Twin Paint-Air Line x 50 ft (15 m)	1/2	12.0
<b>GR 299202</b>	UltraFlex 5/16" (8 mm) Twin Paint-Air Line – specify length	1/2	12.0

## PANTHER Paint Line



- Order required length
- Also available in bulk coils
- Thick wall hose with solvent resistant nylon tube
- Good flexibility
- Can be coupled with 3/8" fittings – see Pro-FIT Couplings below
- Max working pressure 250 psi



Part Number	Description	NOMINAL OD	
		(INCH)	(MM)
<b>GR 061-205</b>	PANTHER 1/4" (6 mm) Paint Line	1/2	12.7
<b>GR 061-195</b>	PANTHER 3/8" (10 mm) Paint Line	1 1/16	17.5
<b>GR 061-TMP</b>	TMP 3/8" (10 mm) Paint (or Air) Line	1 1/16	17.5

## General Purpose Air Line



- Order required length
- Fabric reinforced PVC BlueFlex hose (air/water only)
- ResistFlex lined rubber hose, oil resistant construction
- Also available in bulk coils
- Max working pressure 200 psi
- Requires brass nut/tails and crimp clamps (see chart on next page)

Part Number	Description	Nominal OD	
		(inch)	(mm)
<b>AHSF 6</b>	BlueFlex 1/4" (6 mm) Air Line x metre	7/16	11.0
<b>AHSF 8</b>	BlueFlex 5/16" (8 mm) Air Line x metre	9/16	14.0
<b>AHSF 10</b>	BlueFlex 3/8" (10 mm) Air Line x metre	5/8	16
<b>AHORT 6</b>	ResistFlex 1/4" (6 mm) Hose x metre (not shown)	7/16	11.0
<b>AHORT 8</b>	ResistFlex 5/16" (8 mm) Hose x metre (not shown)	9/16	14.0
<b>AHORT 10</b>	ResistFlex 3/8" (10 mm) Hose x metre (not shown)	5/8	16

## Pro-FIT Low Pressure Hose Couplings



- Two piece coupling
- Re-usable
- Swivel nut connector
- Max working pressure 100 psi

Part Number	Description	To Suit Hose OD	
		(inch)	(mm)
<b>GR 104415</b>	Pro-FIT 1/4" (6 mm) Coupling with 1/4" Nut	1/2	12.7
<b>GR 104084</b>	Pro-FIT 1/4" (6 mm) Coupling with 3/8" Nut	1/2	12.7
<b>GR 103605</b>	Pro-FIT 5/16" (8 mm) Coupling with 1/4" Nut	5/8	16.0
<b>GR 104414</b>	Pro-FIT 3/8" (10 mm) Coupling with 3/8" Nut	1 1/16	17.5

## Brass Low Pressure Hose Fittings



- Brass re-usable fittings
  - General purpose connectors – standard or reducing
  - Max working pressure 250 psi • 1/8", 1/4", 3/8", 1/2", 3/4", 1" sizes
- Refer to page 155 for a complete breakdown of all brass fittings  
Please contact BlastOne for further details

### Common Size Hose Fittings Setup Selection Chart

Hose Type	Hose Clamps		Nut & Tail Fitting (Part # Prefix: FB TN)			Threaded Tailpiece (Part # Prefix: FB TT)		
	Crimp Type	Worm Drive	1/8" Nut	1/4" Nut	3/8" Nut	1/8" Male	1/4" Male	3/8" Male
BlueFlex								
AH SF6 (1/4")	FH C01113	FH CWM00	0302	0404	0406	0402	0404	0406
AH SF8 (3/16")	FH C01315	FH CWM00	-	0504	0506	0502	0504	0506
AH SF10 (3/8")	FH C01518	FH CW00	-	0604	0606	0602	0604	0606

## Low Pressure Air Spray Accessories



- Other gages and accessories are available, e.g disposable funnel filters, etc.
- Please contact BlastOne for details

Part Number	Description
DE VSA 501	Low Pressure Gun Mounted Fluid Filter – Fine
DE VSA 502	Low Pressure Gun Mounted Fluid Filter – Medium
DE VSA 503	Low Pressure Gun Mounted Fluid Filter – Coarse
DE VSA 3	Filter Element – Fine 60 Micron Green – suits DE VSA 501
DE VSA 4	Filter Element – Medium 112 Micron Blue – suits DE VSA 502
DE VSA 5	Filter Element – Coarse 280 Micron White – suits DE VSA 503
BI 73 157	Air Metering 'Cheater Valve' 1/4" M x F
BE 28 759	Air Pressure Gage 1/4" Bottom Entry 0-100 psi
BE 28 706	Air Pressure Gage 1/8" Rear Entry 0-160 psi
DE VCSW 1	Viscosity Cup and Stopwatch (not shown)
DE DCK 4900	Spray Gun Cleaning Kit (shown as insert)
DE SSL 10	Spray Gun Lube (not shown)
GR 15C 161	Graco Gun Cleaning Kit
SM CPSF50	Disposable Paint Strainer with Nylon Filter Insert
DE GA 92	1/8" NPT Bottom Mount Gage 0-60 psi

## Paint Strainers



- Nylon webbed paint strainer for straining coatings prior to spraying
- Reduces blockages in equipment – foreign particles are removed prior to entering pump, hoses, guns, etc

Part Number	Description
SM B14516	1 Gallon (3.8 Liters) Paint Strainer (Pack 12)
SM B14517	5 Gallon (19 Liters) Paint Strainer (Pack 12)

## Airline Pressure Regulator



- Used to regulate gun air pressure
- Used to regulate pot feed paint pressure
- Order gages and fittings separately – not included

Part Number	Description
<b>DE HAR 555</b>	¼" Special Air Regulator (has one full pressure port for gun air)
<b>GR 111804</b>	¼" Air Regulator (not shown – suits Husky 307 pumps)
<b>GR 116513</b>	¼" Air Regulator (not shown – suits Triton 308 pumps)
<b>SM PFR203 10</b>	¼" Air Regulator (suits Standard 2 Gallon (10 Liter) Pressure Pot)
<b>AF REG 06</b>	¼" Mini Air Regulator
<b>SM S810 15</b>	¼" Air Regulator Assembly (not shown – suits Standard 2 Liter (2.1 qt) Pot)

## Fluid Pressure Regulator



- Recommended for HVLP spray applications
- Maintain consistent fluid pressure for accurate spray pattern
- Tee handle – spring operated
- Suitable for conventional and waterborne coatings – acetal body
- 2.1 qt (2 liters) per minute maximum flow rate

Please call BlastOne for options and specifications

Part Number	Description
<b>GR 236449</b>	¼" Fluid Pressure Regulator with Gage 0-30 psi
<b>GR 236450</b>	¼" Fluid Pressure Regulator with Gage 20-100 psi

## Pressure Relief Valve



- Pressure relief valve, typically used for pro-paint pressure pots
- 85 psi

Part Number	Description
<b>FV RV1060485</b>	Safety Relief Valve, ¼", 85 psi

1.06 qt (1 Liter) Suction Cup



- Suction feed
  - Easy-clean polished finish
  - 3/8" female connector nut
  - Optional cups available with pressure feed regulators, gages, etc
- Please contact BlastOne for technical information

Part Number	Description
<b>SM ST 1000</b>	Economy 1.06 qt (1 Liter) Pot – Aluminum
<b>DE KR566 1 B</b>	DeVilbiss 1.06 qt (1 Liter) Pot, with Diaphragm
<b>GR 239582</b>	1 qt (0.95 Liter) Stainless Steel, suits Waterborne Coatings
<b>GR 239802</b>	1 qt (0.95 Liter) Stainless Steel, Regulated Pressure Cup

Standard Small Pressure Pot



- Lightweight pot
- Includes regulator, gage and carry handle
- Uses S8 1006K5 replacement lid gasket
- Also available as a kit with 6' (1.8 m) paint/air hose as shown on image to the left (order spray gun separately)

Part Number	Description
<b>SM PFR 201C</b>	Standard 2.1 qt (2 Liter) Pressure Pot
<b>SM PFR 201CH</b>	Standard 2.1 qt (2 Liter) Pressure Pot Kit with 6' (1.8 m) Paint/Air Hose
<b>SM S810 06K5</b>	Lid Gasket (Pack 5)

Premium Small Pressure Pot



- Stable, squat design – weighs only 3.8 lbs (1.7 kg)
- Integrated regulator is repairable
- Big pot opening – can fit hand inside for easier cleaning
- Replaceable fluid check valves
- Features spray-gun style handgrip
- Separate lid retaining ring
- Supplied with gage and carry handle

Part Number	Description
<b>DE KB 555</b>	2.4 qt (2.27 Liter) Aluminum Pot, 50 psi Maximum Pressure

Common Pressure Pot Replacement Items

- Keep these common spare parts on hand to maintain the unit in peak working order and minimise down time

Part Number	Description
<b>DE KB 81 K5</b>	Lid Retainer Slip Rings (Pack 5)
<b>DE KB 80 K5</b>	Lid Gaskets (Pack 5)
<b>DE KK 4887 2</b>	Regulator Service Kit
<b>DE KB 432 K3</b>	Fluid Check Valves (Pack 3)
<b>DE KB 85 K5</b>	Small White O-Ring Gasket (Pack 5)

DE KK 4887 2

DE KB 432 K3

### ProPaint Pressure Pot



- Standard and agitated setups
- Waterborne compatible versions

Part Number	Description
<b>SM PA10</b>	ProPaint 2.5 Gallon (10 Liter) Pressure Pot, No Agitator
<b>SM PA10M</b>	ProPaint 2.5 Gallon (10 Liter) Pressure Pot, Manual Agitator
<b>SM PA10A</b>	ProPaint 2.5 Gallon (10 Liter) Pressure Pot with Air Agitator
<b>SM PFR203C</b>	Economy 2.5 Gallon (10 Liter) Zinc Coated, Pressure Pot, No Wheel
<b>SM PA20M</b>	ProPaint 5 Gallon (20 Litre) Pressure Pot, Manual Agitator
<b>SM PA20</b>	ProPaint 5 Gallon (20 Litre) Pressure Pot, Air Agitator

Part Number	Description	Suits Model
<b>SM PA10GSK</b>	Lid Gasket for ProPaint 2.5 Gallon (10 Liter) Pot (Each)	PA10
<b>SM PA20GSK</b>	Lid Gasket for ProPaint 5 Gallon (20 Liter) Pot (Each)	PA20

### DeVilbiss Pressure Pot



- Standard and agitated setups
- Waterborne compatible versions

Part Number	Description
<b>DE PT520 WB</b>	DeVilbiss 2.5 Gallon (10 Liter) Pressure Pot with Air Agitator Kit
<b>DE QMGT 5512</b>	DeVilbiss 5 Gallon (20 Liter) Pressure Pot with Manual Agitator

Part Number	Description	Suits Model
<b>DE PT 33</b>	Lid Gasket for DeV 2.5 Gallon (10 Liter) Pot (Each)	PT-510/520
<b>DE QM1458</b>	Lid Gasket for DeV 5 Gallon (20 Liter) Pot (Each)	QMG, S series

### Samson / Binks Pressure Pot



- Standard and agitated setups
- Waterborne compatible versions

Part Number	Description
<b>BI 10 51 65</b>	Binks Air Agitator Kit – suits Binks 2.5 Gallon (10 Liter) & 6.5 Gallon (25 Liter) Pots
<b>SM S123004</b>	Binks 6.5 Gallon (25 Liter) Pressure Pot with Hand Agitator

Part Number	Description	Suits Model
<b>SM SB711</b>	Lid Gasket for SB 2.5 Gallon (10 Liter) Pot (Each)	S123001
<b>SM SB711R</b>	Special Resistant Lid Gasket for SB 2.5 Gallon (10 Liter) Pot (Each)	
<b>SM SB713</b>	Lid Gasket for SB 5.3 Gallon (25/20 Liter) Pot (Each)	S123004/11
<b>SM SB713R</b>	Special Resistant Lid Gasket for SB 5.3 Gallon (25/20 Liter) Pot (Each)	

### Iwata Pressure Pot Gaskets



- Standard and agitated setups
- Waterborne compatible versions

Part Number	Description	Suits Model
<b>IW 04106100</b>	Lid Gasket for Iwata 2.5 Gallon (10 Liter) Pot (Each)	PT-10C
<b>IW 04106201</b>	Lid Gasket for Iwata 5 Gallon (20 Liter) Pot (Each)	PT-20C

## Graco Contractor Airless Spray Gun



- ComfortGrip grip handle, 2 finger trigger
- Exclusive 'FlexSeal' needle seal prevents wear
- EasyAccess filter in handle – see page 367 for spares
- SmoothGlide hose swivel connector – for effortless gun movement control
- 3600 psi rated • Stainless steel fluid tube, aluminum head
- Optional 4 finger trigger conversion available
- Includes Hand Tite RAC 5 tip and guard
- Filter inside handle – GR 287032, 60#

Part Number	Description
<b>GR 288420</b>	Graco Contractor Gun with 517 RAC X Tip and Base
<b>GR 288421</b>	Graco Contractor Gun with 517 RAC 5 Tip and Base
<b>GR 218070</b>	Contractor Gun Repair Kit – Old Model
<b>GR 287031</b>	Contractor II Gun Repair Kit <i>(see inset picture)</i>
<b>GR 288488</b>	Contractor Gun Repair Kit, with FlexSeal

## Graco Silver Plus™ Airless Spray Gun



- High performance industrial spray gun
- Form fitted handle – lightweight design
- 2 finger trigger (optional 4 finger) • No needle adjustment required
- Stainless steel fluid passages • Lifetime guarantee against needle breakage
- 5000 psi rated • Includes Hand Tite RAC tip and guard
- Optional Flex Plus gun without fluid tube has direct hose connection for minimal pressure loss

Part Number	Description
<b>GR 243283</b>	Graco Silver Plus Gun with 517 RAC 5 Tip and Base
<b>GR 246240</b>	Graco Silver Plus Gun with 517 RAC X Tip and Base
<b>GR 246468</b>	Graco Flex Plus Gun with 517 RAC X Tip and Base
<b>GR 235474</b>	Silver Plus/Flex Plus Gun Repair Kit

## Graco SG3™ Airless Spray Gun



- Full-featured light duty gun
- Cylindrical handle with filter – see page 367 for spares
- 4 finger trigger
- Hose swivel connector
- 3600 psi rated
- Includes RAC 5 tip and guard

Part Number	Description
<b>GR 243012</b>	Graco SG3 Gun with 515 RAC 5 Tip and Base
<b>GR 243092</b>	SG3 Gun Repair Kit

## Graco XTR™ Airless Spray Gun



ROUND HANDLE

OVAL HANDLE



- High pressure industrial spray gun
- XTR 7 is 7250 psi rated and the XTR 5 is 5000 psi rated
- Form fitted handle – lightweight design
- 2 finger trigger (optional 4 finger)
- Easy-out gun filter – [see page 367 for spares](#)
- No needle adjustment required
- Includes XHD tip and guard • Exceptional life, pattern and finish



Part Number	Description
<b>GR XTR 702</b>	XTR 7 Graco Gun, 4 Finger Oval Handle with XHD 519 Tip
<b>GR XTR 703</b>	XTR 7 Graco Gun, 2 Finger Oval Handle with XHD 519 Tip
<b>GR XTR 704</b>	XTR 7 Graco Gun, 4 Finger Round Handle with XHD 519 Tip
<b>GR XTR 705</b>	XTR 7 Graco Gun, 2 Finger Round Handle with XHD 519 Tip
<b>GR XTR 502</b>	XTR 5 Graco Gun, 4 Finger Oval Handle with XHD 519 Tip
<b>GR XTR 503</b>	XTR 5 Graco Gun, 2 Finger Oval Handle with XHD 519 Tip
<b>GR XTR 504</b>	XTR 5 Graco Gun, 4 Finger Round Handle with XHD 519 Tip
<b>GR XTR 505</b>	XTR 5 Graco Gun, 2 Finger Round Handle with XHD 519 Tip
<b>GR 248 837</b>	XTR 5/7 Graco Gun Repair Kit (Gasket, Needle and Seat)

## G10XL Airless Spray Gun



PICTURED WITH  
OPTIONAL  
FLAT TIP GUARD

- Cylindrical handle
- 4 finger trigger
- Filter in handle – [see page 367 for spares](#)
- Hose swivel connector
- 3600 psi rated
- Includes tip guard – no tip

Part Number	Description
<b>WA G10G</b>	Wagner G10N Gun
<b>WA G10G RK</b>	G09 Gun Repair Kit (with W Thread Diffuser)
<b>WA G10W RK</b>	G10 Gun Repair Kit (with G Thread Diffuser)

## Graco Heavy Duty XHF Spray Gun



- High-flow, high pressure gun
- Easily handles high-viscosity coatings, fiber filled materials and epoxy intumescent materials
- Reduced clogging means more uptime
- Rated to 7250 psi (500 bar / 50 MPa) - uses Graco XHD rac Tips

Part Number	Description
<b>GR 262854</b>	Graco XHF PFP Spray Gun
<b>GR 237260</b>	XHF Gun Repair Kit
<b>GR 24P834</b>	XHF Gun swivel, 1/2" F x 3/8" NPSM, PTFE packing, 6500 psi
<b>GR 207946</b>	Inline Swivel 6000 psi 3/8" F x 1/2" F, polyurethane packed
<b>GR 111689</b>	PTFE seal for higher chemical resistance



Titan LX-80 Airless Spray Gun



- Cylindrical handle
- 4 finger trigger
- Filter in handle – see page 367 for spares
- Hose swivel connector
- 3600 psi rated

Part Number	Description
<b>TI 580100</b>	Titan LX-80 Gun (does not include tip)
<b>TI 580034</b>	LX-80 Gun Repair Kit

Tritech T750 Airless Spray Gun



- Contoured handle
- Available with 2 or 4 finger trigger
- Supplied with 317 tip and guard
- 7500 psi
- Filter in handle
- Hose swivel connector
- Handy hook for hanging up gun included

Part Number	Description
<b>SMT507150</b>	Tritech T750 Airless Spray Gun w/4 Finger Trigger
<b>SMT507152</b>	Tritech T750 Airless Spray Gun w/2 Finger Trigger

Tritech T420 Airless Spray Gun



- Contoured handle
- Available with 2 or 4 finger trigger
- Supplied with 317 tip and guard
- 4200 psi
- Filter in handle
- Hose swivel connector
- Handy hook for hanging up gun included

Part Number	Description
<b>SMT500150</b>	Tritech T420 Airless Spray Gun w/4 Finger Trigger
<b>SMT500152</b>	Tritech T420 Airless Spray Gun w/2 Finger Trigger

Tritech T360 Airless Spray Gun



- Contoured handle
- Available with 2 or 4 finger trigger
- Supplied with 317 tip and guard
- 3600 psi
- Filter in handle
- Hose swivel connector
- Handy hook for hanging up gun included

Part Number	Description
<b>SMT503150</b>	Tritech T360 Airless Spray Gun w/4 Finger Trigger
<b>SMT503152</b>	Tritech T360 Airless Spray Gun w/2 Finger Trigger

### Graco G40 Air-Assisted Gun



- High quality air-assisted spraying for many applications
- Maximizing operator comfort and productivity
- Reducing overall cost of ownership
- Improving transfer efficiency and material usage
- Versatile spraying of all shape and sizes
- G40 uses GG4-XXX tips      • G15 uses AAM-XXX tips
- G40 = 4000 psi model      • G15 = 1500 psi model

Part Number	Description
GR 24C855	G40 Air Assisted Airless Gun HP (specify tip size)
GR 24C853	G15 Air Assisted Airless Gun LP (specify tip size)

### Graco G40 RAC Air-Assisted Gun



- G40 gun is rated at 4000 psi for high pressure spraying
- Reverse-A-Clean (RAC) allows quick tip cleaning
- Lightweight gun design reduces operator fatigue
- Comfortable grip that fits any hand
- Designed to reduce overall painting costs
- Uses LTX Series, wide RAC and fine finish tips – refer to pages 371-373



Part Number	Description
GR 24C857	G40 RAC Air Assisted Gun HP (specify tip size)
GR 249456	G40 Carbide Seat Repair Kit
GR 249422	G40 Seal Kit

### Graco PRO Xs Series Electrostatic Spray Guns



- Electrostatic effect delivers maximum transfer efficiency
- Excellent atomization and superb fine finish quality
- 100 psi rated
- Unique AP2 air powered gun – internal miniature air turbine generates up to 85kV electrostatic charge
- No external power supply cables or live wires

**Manual hand guns**

- Lightweight and comfortable design
- Optional hand-grip size kits
- Standard and Smart Display versions

**Automatic mounted guns**

- Modular design with fluid manifold for simple and fast installation or removal when servicing or replacing gun
- Stylish, protection shroud
- Optional fiber-optic, remote voltage monitoring
- Optional air-assisted airless guns are also available, providing high productivity
- Incorporates built-in fluid inlet filter and is 3000 psi rated

Please contact BlastOne for more information



Part Number	Description
GR244400	Pro Xs3, Electrostatic Gun, SC
GR244579	Pro Xs3, Electrostatic Gun, Smart, SC
GR244573	Pro Xs4 AA, Electrostatic Gun, Smart [specify tip]

Graco Airless Pole Gun



- Incorporates Contractor in-line valve and CleanShot shut off valve with RAC X tip and guard
- 3600 psi rated

Part Number	Description
<b>GR 287023</b>	Pole Gun 3 foot (0.9 m) with 517 RAC X Tip and Guard
<b>GR 287024</b>	Pole Gun 6 foot (1.8 m) with 517 RAC X Tip and Guard

Graco CleanShot Shut Off Valve



- Pressure activated – shuts off paint flow at the tip
- Eliminates ‘spitting’ associated with extension poles
- Includes blue LTX airless tip and Hand Tite guard
- Use with an airless extension pole to convert any airless spray hand gun to a pole gun
- 180° tip swivel – spray at any angle
- 7/8" nut fits Graco or Titan airless gun
- 3600 psi rated

Part Number	Description
<b>GR 287030</b>	Graco CleanShot Shut Off Valve (shown with RAC X Tip Holder & Tip)
<b>GR 244162</b>	Graco CleanShot Shut Off Valve Repair Kit
<b>GR 244363</b>	Graco CleanShot Swivel Repair Kit

Graco Contractor In-Line Valve



- Ergonomic, lightweight, design
- Easy trigger pull
- Built-in SmoothGlide hose swivel connector
- EasyAccess filter in handle – see page 367 for spares
- 3600 psi rated

Part Number	Description
<b>GR 244161</b>	Graco Contractor In-line valve
<b>GR 218070</b>	Contractor In-line Valve Repair Kit

14

## Graco Airless Tip Extension



- Includes Hand Tite RAC 5 tip guard (RAC X available – please check availability)
- Unique captive gasket for simple, fast connection
- 7/8" nut fits Graco or Titan airless guns
- 4050 psi rated
- Purchase spray tip separately

Needing higher pressure rated extensions? Please contact BlastOne for details

Part Number	Description
<b>GR 243295</b>	Graco 10" (25 cm) Tip Extension with RAC 5 Guard
<b>GR 243296</b>	Graco 15" (38 cm) Tip Extension with RAC 5 Guard
<b>GR 243297</b>	Graco 20" (50 cm) Tip Extension with RAC 5 Guard
<b>GR 243298</b>	Graco 30" (75 cm) Tip Extension with RAC 5 Guard
<b>GR 114049</b>	Gasket Retainer O-Ring (replacement item)

## Graco Airless Heavy Duty Extension



- Tough yet lightweight, aluminum construction
- Additional extensions can be connected together for extra length reach
- Unique captive gasket for simple, fast connection
- 7/8" nut fits Graco or Titan airless gun
- 3600 psi rated
- Purchase tip and guard separately

Part Number	Description
<b>GR 232121</b>	Graco 10" (25 cm) Heavy Duty Extension
<b>GR 232122</b>	Graco 20" (50 cm) Heavy Duty Extension
<b>GR 232123</b>	Graco 40" (100 cm) Heavy Duty Extension
<b>GR 232124</b>	Graco 60" (150 cm) Heavy Duty Extension
<b>GR 232125</b>	Graco 80" (200 cm) Heavy Duty Extension

## Adaptors and Accessories for Airless Extensions



GR 235-486

- Swivel head
- Gun to extension angle adaptor
- Wagner to Graco adaptor
- Tip gaskets for airless extension accessories

Part Number	Description
<b>GR 235486</b>	Graco Easy-Turn 180° Directional Spray Head
<b>GR 224399</b>	Graco 45° Fixed Angle Adaptor
<b>GR 181085</b>	Wagner to Graco Gun Adaptor
<b>GR 223373</b>	Thin Tip Gasket (Pack 25)
<b>GR 223374</b>	Thick Tip Gasket (Pack 25)
<b>GR189018</b>	Inline Swivel 7500 PSI 1/4" F x 1/4" M Teflon Packed
<b>GR239663</b>	Inline Swivel 3600 psi 1/4" F x 1/4" M, Leather Packed

## Graco Pressure Roller



- Fast efficient rolling – complete the job in as little as half the time of manual rollers
- No messy paint trays
- No stopping to dip and reload the roller
- GeoSpurse 9" wide roller head (optional EvenFlo Frame) distributes paint evenly across the roller cover for an even consistent finish
- Includes 1/2" nap roller cover
- 7/8" nut connects to Graco or Titan airless gun

Please check with BlastOne for EvenFlo Frame product details and part numbers

Part Number	Description
GR 244279	Graco Pressure Roller with 20" (500 mm) Extension – 3600 psi Maximum Working Pressure
GR 244281	Graco Telescoping Pressure Roller with 18"-36" (455 mm - 915 mm) Extension – 3000 psi Maximum Working Pressure

## Graco Pressure Roller Frame



- GeoSpurse roller head
- Optional 9" EvenFlo roller frame
- Order roller cover separately
- 7/8" nut connects to Graco or Titan airless gun or airless extension pole
- Unique captive gasket for fast, simple connection
- 5000 psi rated

Part Number	Description
GR 240005	Graco 9" (230 mm) Pressure Roller Frame
GR 240055	Graco 12" (300 mm) Pressure Roller Frame
GR 244271	Graco 9" (230 mm) EvenFlo Pressure Roller Frame


## Graco Pressure Roller Covers



- Perforated roller cover available in various nap sizes
- Check available pack quantities

Part Number	Description
GR 107589	Pressure Roller Cover 9" (230 mm) x 3/8" (10 mm) Nap
GR 107590	Pressure Roller Cover 9" (230 mm) x 1/2" (13 mm) Nap
GR 107591	Pressure Roller Cover 9" (230 mm) x 3/4" (19 mm) Nap
GR 107592	Pressure Roller Cover 9" (230 mm) x 1 1/4" (32 mm) Nap
GR 186944	Pressure Roller Cover 12" (305 mm) x 1/2" (13 mm) Nap
GR 186945	Pressure Roller Cover 12" (305 mm) x 3/4" (19 mm) Nap
GR 186946	Pressure Roller Cover 12" (305 mm) x 1 1/4" (32 mm) Nap

## Graco Jet Roller



- JetRoller combines rolling and spraying into one action. saving time and money
- Uses industry standard roller covers and extensions.
- CleanShot Shut off valve will eliminate spits and drips
- Very low overspray design
- Eliminates dipping the roller in paint



Part Number	Description
<b>GR 24U172</b>	JetRoller System including; 9" Roller handle, 12" Handle Extn, 20" HD Extension, CleanShot Valve, Tip and Inline Valve
<b>GR 24W128</b>	JetRoller System including; 18" Roller handle, 12" Handle Extn, 20" HD Extension, CleanShot Valve, Tip and Inline Valve
<b>GR 287030</b>	CleanShot Shut-Off Valve
<b>GR244161</b>	Contractor In-line Valve (Gun)

## High Pressure Inline Swivels



- Provides free movement of hose without kinking
  - Enables operator to overcome 'hose fighting'
- Other swivels available – please contact BlastOne for more information

Part Number	Description
<b>GR 239663</b>	Inline Swivel 3600 psi 1/4" F x 1/4" M, Leather Packed
<b>GR 189018</b>	Inline Swivel 7500 psi 1/4" F x 1/4" M, Teflon Packed
<b>GR 236987</b>	Inline Swivel 7400 psi 1/4" F x 1/4" M, Teflon Packed
<b>GR 223341</b>	Inline Swivel 3600 psi 1/4" F x 1/4" M, Teflon Packed
<b>GR 214925</b>	Inline Swivel 5000 psi 1/4" F x 3/8" F, Leather Packed
<b>GR 214926</b>	Inline Swivel 5000 psi 3/8" F x 1/2" F, Leather Packed
<b>GR 207946</b>	Inline Swivel 6000 psi 3/8" F x 1/2" F, Polyurethane Packed
<b>GR 196337</b>	Inline Swivel 6000 psi 1/2" M x 1/2" F, Teflon Packed

## High Pressure Inline Swivel Filter



- Integrated swivel and filter
  - Includes filter chamber and tip filter
- See page 366 for replacement tip filter sizes

Part Number	Description
<b>GR 239394</b>	Inline Swivel-Filter 5800 psi 1/4" F x 1/4" M, Teflon packed
<b>GR 246291</b>	Inline Swivel-Filter 7250 psi 1/4" F x 1/4" M (not shown)

## High Pressure Inline Filter



- Protects gun mechanism and spray surface finish
  - Gun inlet filter housing
  - Includes #100 mesh tip filter
- See page 366 for replacement tip filter sizes

Part Number	Description
<b>GR 210500</b>	Inline Filter 5000 psi 1/4" F x 1/4" M

### Gun Adaptor Tip Filter Housing



- Use a final filter to prevent any foreign particles in the paint from ruining the spray surface finish
- Reduces refinishing expense
- 7/8" female inlet thread fits Graco or Titan airless gun
- 1 1/16" male outlet thread
- Use adaptor 181-085 for standard 7/8" thread base

Part Number	Description
GR 164120	Tip Filter Housing (does not include tip filter or gasket)

### Tip Filter Elements



- Use with tip filter housing, inline filters and filter-swivels
- Available in 2 sizes :
  - 205-264 with 0.005" spacing (#100 Mesh)
  - 205-265 with 0.009" spacing (#60 Mesh)
- Available in packs of 3 or packs of 25

Part Number	Description
GR 238561	Tip Filter 0.005" (#100 Mesh) (Pack 3)
GR 238562	Tip Filter 0.005" (#100 Mesh) (Pack 25)
GR 238563	Tip Filter 0.009" (#60 Mesh) (Pack 3)
GR 238564	Tip Filter 0.009" (#60 Mesh) (Pack 25)

### Graco Whip Hose and Filter Assembly



- Comprises:
  - 3 foot x 3/16" whip hose with spring guards
  - filter housing
  - #60 mesh filter element (GR 213-069)

Part Number	Description
GR 210729	Whip Hose Filter Assembly 3000 psi 1/4" f x 1/4" m

### Filter Elements for Whip Hose Filter



- Repairable filter element – replace just the stainless steel screen or the complete element
- Screens are available in three mesh sizes: 60 mesh, 100 mesh or 200 mesh

Part Number	Description
GR 213069	Whip Hose Filter Element #60 Mesh (Each)
GR 210731	Whip Hose Filter Screen Only #60 Mesh (Pack 3)
GR 210732	Whip Hose Filter Screen Only #100 Mesh (Pack 3)
GR 210733	Whip Hose Filter Screen Only #200 Mesh (Pack 3)

## Graco EasyAccess Gun Filter



- Two piece filter for optimum flow and better cleaning
- Repairable filter assembly
- Replace the screen or the complete filter
- Use for Contractor Gun, FTX Gun, Contractor Inline Valve, SG3 Gun, Contractor II Gun, Contractor II FTx Gun, XTR Gun

Part Number	Description
GR 218131	Graco Gun Filter #50 Mesh (Each) (Blue) – Older Style Gun
GR 218133	Graco Gun Filter #100 Mesh (Each) (Red) – Older Style Gun
GR 224455	Graco Gun Filter Screen Only #50 Mesh (Pack 2)
GR 224456	Graco Gun Filter Screen Only #100 Mesh (Pack 2)
GR 287032	Graco Gun Filter #60 Mesh – Black (for Contractor/FTx or XTR Guns)
GR 287033	Graco Gun Filter #100 Mesh – Blue (for Contractor/FTx or XTR Guns)
GR 287034	Graco Gun Filter #60 & #100 Mesh (Pack 2) (for Contractor/FTx or XTR Guns)

## Wagner Gun Replacement Filters



- Non-repairable filter assembly
- Use for Exit SP90, K90, E50N guns and Wagner G08, G09, AG09S, G10, G12, G15, G50 guns

Part Number	Description	Replaces Wagner
WA GGF 10	Green Gun Filter #30 Mesh (Pack 10)	0089323
WA WGF 10	White Gun Filter #50 Mesh (Pack 10)	0034377
WA YGF 10	Yellow Gun Filter #100 Mesh (Pack 10)	0043235
WA RGF 10	Red Gun Filter #180 Mesh (Pack 10)	0034383

### Filter Selection Guide

Filter Color	Green	White	Yellow	Red
Typical Products	Filler Paint Hibuilds	General Industrial	Industrial Topcoats Lacquers	Superfine Finish Varnish


## Other Airless Gun Replacement Filters



- Non-repairable filter assembly
- Titan and Taiver filters are **not** interchangeable

Part Number	Description
TI 500 200 030	Titan Green Gun Filter #30 Mesh (Pack 2)
TI 500 200 060	Titan White Gun Filter #50 Mesh (Pack 2)
TI 500 200 100	Titan Yellow Gun Filter #100 Mesh (Pack 2)
TI 500 200 150	Titan Red Gun Filter #180 Mesh (Pack 2)
SM T67130	Taiver Green Gun Filter #30 Mesh (Pack 5)
SM T67150	Taiver White Gun Filter #50 Mesh (Pack 5)
SM T67200	Taiver Yellow Gun Filter #100 Mesh (Pack 5)
SM T67250	Taiver Red Gun Filter #150 Mesh (Pack 5)

Titan or Taiver? How do you tell them apart...





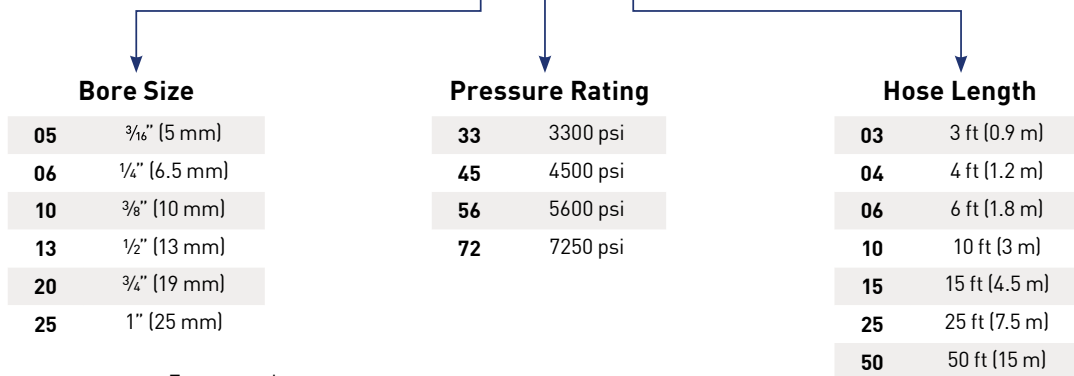
High Pressure Airless Hose Identification

Choosing the Correct Part Number

Use the system below to select the right Airless Hose.

This system applies to the **Airless Whip Hoses** and **Airless Spray Hoses** shown on the next two pages.

**SPH 05 33 - 03**



For example:

SH 1045-15

**3/8" (10 mm) Bore Size, 4500 psi Pressure Rating, 15ft (5 m) Hose Length**

High Pressure Airless Whip Hose



- Safety spring guards fitted to whip hose ends
- Lightweight, flexible hose makes spray gun movement easier for the operator
- **BlueFlex** – nylon braid hose      • **UltraSpray** – steel braid hose
- The **most common whip hose sizes** are shown below – available in other types, sizes, lengths – **please contact BlastOne for more information**

Part Number	Description
<b>SPH 053303</b>	BlueFlex 3/16" Whip Hose 3300 psi – 3 ft (0.9m)
<b>SPH 065606</b>	UltraSpray 1/4" Whip Hose 5600 psi – 6 ft (1.8m)
<b>SPH 067206</b>	UltraSpray 1/4" Whip Hose 7250 psi – 6 ft (1.8m)
<b>SPH 104503</b>	UltraSpray 3/8" Whip Hose 4500 psi – 3 ft (0.9m)
<b>SPH 107206</b>	UltraSpray 3/8" Whip Hose 7250 psi – 6 ft (1.8m)
<b>SPH 1356-04</b>	UltraFlow 1/2" Whip Hose 5600 psi – 4 ft (1.2m)



## High Pressure Airless Spray Hose



- Swivel nut female connectors for easy fitup – connector locks up rigid when tightened
- **BlueFlex** – nylon braid hose
- **UltraSpray** – steel braid hose
- **UltraFlow** – large bore steel braid hose
- Hoses are available in other types, sizes, lengths including special Teflon core liner hose – please contact BlastOne for details

Refer to page 385 for airless hose connectors, joiners, adaptors, nipples etc

Part Number	Description
SPH 063350	BlueFlex ¼" Airless Hose 3300 psi – 50 ft (15 m)
SPH 065650	UltraSpray ¼" Airless Hose 5600 psi – 50 ft (15 m)
SPH 067250	UltraSpray ¼" Airless Hose 7250 psi – 50 ft (15 m)
SPH 104550	UltraSpray ⅜" Airless Hose 4500 psi – 50 ft (15 m)
SPH 105650	UltraSpray ⅜" Airless Hose 5600 psi – 50 ft (15 m)
SPH 107250	UltraSpray ⅜" Airless Hose 7250 psi – 50 ft (15 m)
SPH 135650	UltraFlow ½" Airless Hose 5600 psi – 50 ft (15 m)
SPH 137250	UltraFlow ½" Airless Hose 7250 psi – 50 ft (15 m)
SPH 204550	UltraFlow ¾" Airless Hose 4500 psi – 50 ft (15 m)
SPH 205650	UltraFlow ¾" Airless Hose 5600 psi – 50 ft (15 m)
SPH 207250	UltraFlow ¾" Airless Hose 7250 psi – 50 ft (15 m)
SPH 254550	UltraFlow 1" Airless Hose 4500 psi – 50 ft (15 m)
SPH 255650	UltraFlow 1" Airless Hose 5600 psi – 50 ft (15 m)

## High Pressure Airless Hose Joiner Nipple



- Use to connect hoses with female to female threads
- Plated steel construction • 30° internal seat, both ends

To see the complete range of High Pressure Adaptors, refer to page 385.

Airless Spray Tips



How to read Spray Tip Part Numbers

**XHD - 4 17**

Spray Tip Type	Fan Width	Orifice Size
This prefix determines the brand/series of tip. <b>286</b> = Graco RAC 5 <b>XHD</b> = Graco Extra Heavy Duty <b>LTX</b> = Graco RAC X <b>WRT</b> = Graco Wide RAC X <b>661</b> = Titan SC-6 <b>55</b> = ASM ZipTip	Double this number to calculate the approximate fan width of the spray pattern (measured in inches) with the gun held 12" (300 mm) from the surface. <b>4</b> = 8" - 10" <b>5</b> = 10" - 12"	This number is the size of the spray tip measured in thousandths of an inch and determines the fluid flow. <b>17</b> = 17 thousandths of an inch (0.017) Spraying with water @ 2000 psi = 0.31 gpm or 1.17 Lpm

Graco Airless Spray Flat Tips



- Contractor – standard industrial tip
- Silver Premium industrial tip for tighter tolerance
- Liquid honed tungsten carbide insert
- Factory tested tips
- 5000 psi rated
- Fit standard flat tip housings

Part Number	Description
<b>GR 269-___</b>	Graco Contractor Flat Tip (specify size – see <b>Chart 1</b> below)
<b>GR 163-___</b>	Graco Silver Flat Tip (specify size – see <b>Chart 2</b> below)
<b>GR 220-251</b>	Graco Flat Tip Guard
<b>GR 223-373</b>	Thin Tip Gasket (Pack 25)
<b>GR 223-374</b>	Thick Tip Gasket (Pack 25)

Tip Size Selection Chart 1

**Contractor Flat Tips (269XXX)**

		Orifice Size - Inches													
		.011	.013	.015	.017	.019	.021	.023	.025	.027	.029	.031	.035		
Fan Width	in. (mm)	211	213	215	217	219			225	227					
	4-6 (102-152)	311	313	315	317	319			323	325	327				
6-8 (152-203)	411	413	415	417	419	421	423	425	427				435		
8-10 (203-254)	511	513	515	517	519	521	523	525	527			531			
10-12 (254-305)		613	615	617	619	621	623		627			631	635		
12-14 (305-356)			715	717	721			725							
14-16 (356-406)				815		819	821				827	829	831		
16-18 (406-457)										925					
18-20 (457-508)															
<b>Flow rate (gpm)</b>		.12	.18	.24	.31	.38	.47	.57	.67	.77	.90	1.03	1.31		
<b>Flow rate (lpm)</b>		.49	.69	.91	1.17	1.47	1.79	2.15	2.54	2.96	3.42	3.90	4.98		

(water @ 2000 psi, 138 bar, 13.8 MPa)

Example: for a tip with a 0.011 in. (0.28mm) orifice and a 10in. (254mm) pattern, order 269511. Fan width of a spray pattern is measured at 12in. (305mm) from the surface.

Tip Size Selection Chart 2

**Silver Flat Tips (163XXX)**

		Orifice Size - Inches																																							
		.007	.009	.011	.013	.015	.017	.019	.021	.023	.025	.027	.029	.031	.033	.035	.039	.041	.043	.045	.047	.049	.051	.053	.055	.057	.059	.061	.063	.065	.067	.069	.071	.073	.075	.077	.079	.081			
Fan Width	2-4 (51-102)	107	109	111	113	115	117	119	121																																
	4-6 (102-152)	207	209	211	213	215	217	219	221	223	225	227	229	231		235	239																								
	6-8 (152-203)	307	309	311	313	315	317	319	321	323	325	327	329	331		335	339	341						351			357	359													
	8-10 (203-254)	407	409	411	413	415	417	419	421	423	425	427	429	431	433	435	439	441	443	445		449	451		455	457	459	461	463	465	467	469	471	473	475	477	479	481			
	10-12 (254-305)		509	511	513	515	517	519	521	523	525	527	529	531	533	535	539	541	543	545	547		551	553	555	557	559	561	563	565	567	569	571	573							
	12-14 (305-356)			609	611	613	615	617	619	621	623	625	627	629	631	633	635	639	641	643	645	647		651		655	657	659	661	663	665	667	669	671							
	14-16 (356-406)				711	713	715	717	719	721	723	725	727	729	731	733	735					749					757	759													
	16-18 (406-457)					813	815	817	819	821	823	825	827	829	831	833	835	839	841		845	847	849							861	863	865	867								
	18-20 (457-508)						915	917	919	921	923	925	927	929	931	933	935	939																							
	<b>Flow rate (gpm)</b>		.05	.09	.12	.18	.24	.31	.38	.47	.57	.67	.77	.90	1.03	1.17	1.31	1.63	1.8	1.98	2.17	2.37	2.58	2.79	3.02	3.25	3.49	3.74	4.0	4.26	4.53	4.82	5.11	5.41	5.72	6.04	6.36	6.70	7.04		
<b>Flow rate (lpm)</b>		.20	.33	.49	.69	.91	1.17	1.47	1.79	2.15	2.54	2.96	3.42	3.90	4.42	4.98	6.18	6.83	7.51	8.23	8.98	9.76	10.57	11.43	12.29	13.2	14.14	15.12	16.13	17.17	18.24	19.34	20.48	21.65	22.85	24.00	25.36	26.66			

(water @ 2000 psi, 138 bar, 13.8 MPa)

Example: for a tip with a 0.043 in. (1.09mm) orifice and a 12in. (305mm) pattern, order 163643. Fan width of a spray pattern is measured at 12in. (305mm) from the surface.

## Graco RAC 5 Airless Spray Tip



- Industrial spray tip with consistent spray pattern
- Black arrow top handle
- Large, tip-size marking on the handle
- Long life, liquid honed tip insert
- Large port fluid entry for better flow and easier cleaning
- Features bottom nib for installing seal into tip guard
- Includes OneSeal one-piece gasket and seal
- Available in a large range of orifice sizes and fan widths
- 4050 psi rated



Part Number	Description
GR 286-___	Graco RAC 5 Switch Tip (specify size – see <b>Chart</b> below)
GR 243281	RAC 5 OneSeal (Pack 5)

## Graco RAC 5 HandTite Airless Tip Guard



- Aerodynamic design produces a tighter, consistent spray pattern with minimal overspray
- Virtually eliminates paint build-up, dripping and spitting
- Seals hand tight – no tools required
- Light weight for reduced operator fatigue
- Aluminum nut won't rust
- Use with all RAC IV and RAC 5 Series Graco Tips – Standard, Line Lazer and Fine Finish RAC tips
- Available with 7/8" thread – Graco, Titan or 1/2" thread – Wagner

Part Number	Description
GR 243161	RAC 5 HandTite Tip Guard 7/8" Thread (Graco thread)
GR 243263	RAC 5 HandTite Tip Guard 1/2" Thread (Wagner thread)
GR 243281	RAC 5 OneSeal (Pack 5)
GR 224081	RAC 5 Yellow Solvent Resistant Gasket and Seal (Pack 5) <i>(not shown)</i>
GR 181084	Gun Adaptor – Binks to Graco
GR 181085	Gun Adaptor – Wagner to Graco
GR 223373	Thin Tip Gaskets (Pack 25) (use between gun and adaptor)

## Tip Size Selection Chart

RAC 5 Switch Tips (286XXX)

		Orifice Size - Inches																					
		.007	.009	.011	.013	.015	.017	.019	.021	.023	.025	.027	.029	.031	.033	.035	.039	.043	.045	.051	.055	.063	.065
Fan Width	2-4 (51-102)	109	111	113	115		119	121								235							
	4-6 (102-152)	207	209	211	213	215	217	219	221	223	225												
	6-8 (152-203)	307	309	311	313	315	317	319	321	323	325	327		331									
	8-10 (203-254)		409	411	413	415	417	419	421	423	425	427	429		433	435	439	443		451	455		
	10-12 (254-305)		509	511	513	515	517	519	521	523	525	527	529	531	533	535		543		551	555	563	
	12-14 (305-356)		609	611	613	615	617	619	621	623	625	627	629	631	633	635			645		655		665
	14-16 (356-406)								721	723	725		729			735							
	16-18 (406-457)					815	817	819	821			827		831	833	835							
	18-20 (457-508)						917									935							
		<b>Flow rate (gpm)</b>	.05	.09	.12	.18	.24	.31	.38	.47	.57	.67	.77	.90	1.03	1.17	1.31	1.63	1.98	2.17	2.79	3.25	4.26
	<b>Flow rate (lpm)</b>	.20	.33	.49	.69	.91	1.17	1.47	1.79	2.15	2.54	2.96	3.42	3.90	4.42	4.98	6.18	7.51	8.23	10.57	12.29	16.13	17.17

(water @ 2000 psi, 138 bar, 13.8 MPa)

Example: for a tip with a 0.011 in. (0.28mm) orifice and a 6in. (152mm) pattern, order 286311. Fan width of a spray pattern is measured at 12in. (305mm) from the surface.

## Graco Wide RAC X Airless Spray Tip



- 24" (610mm) spray fan for maximum coverage
- Increased flow rate ensures proper film build
- Maximum working pressure 4050 psi

**Part Number**      **Description**

**GR WRT** \_\_\_\_      Graco Wide RAC X Switch Tip (specify size – see **Chart** below)

WideRAC Conversion RAC5 or RACX	WideRAC
415 or 515	1221-1223
417 or 517	1223-1225
419 or 519	1225-1227
521 or 621	1229-1231
523 or 623	1233-1235
525 or 625	1235-1237

When using WideRAC, be sure to increase the flow rate of the tip to ensure the same mil build and rate of application (arm speed). Also make sure your airless sprayer can support the largest tip size.

**Orifice Size - inches**

Fan width in.	(mm)	Orifice Size - inches									
		.021	.023	.025	.027	.029	.031	.033	.035	.037	.039
24	(610)	1221	1223	1225	1227	1229	1231	1233	1235	1237	1239
<b>Flow Rate (gpm)</b>		.47	.57	.67	.77	.90	1.03	1.17	1.31	1.47	1.63
<b>Flow Rate (lpm)</b>		1.79	2.15	2.54	2.96	3.42	3.90	4.42	4.98	5.56	6.18

Water @ 2000psi (138bar, 13.8 MPa) - points with a higher viscosity will decrease the flow rate. Example: for a tip with a .027 orifice and a 24 in. (610mm) pattern, order WR1227

## Graco XHD Heavy Duty Airless Spray Tip



- Use with industrial high solids and heavy duty coatings
- Full ported fluid entry for high flow and easier cleaning
- Long life, liquid honed, heavy duty tip insert
- Factory tested
- Very long lasting spray pattern
- New technology – ability to remove or change the tip without removing tip guard or housing
- No screwdriver required
- Includes one seal one-piece gasket and seal
- Incorporates locking tab which ensures tip stays securely in guard
- Huge range available
- Hand-tight guard – no tools required
- Tip and guard are interchangeable with the GHD spray tip
- 7250 psi rated



**Part Number**      **Description**

**GR XHD**- \_\_\_\_      Graco Extra Heavy Duty RAC Tip (specify size – see **Chart** below)

**GR XHD-001**      Graco Heavy Duty XHD Tip Guard

**GR XHD-010**      Graco Heavy Duty XHD Tip Seal (Pack 5)

## XHD Tip Size Selection Chart

**Extra Heavy-Duty RAC Switch Tips (XHDXXX)**

		Orifice Size - Inches																																					
		.007	.009	.011	.013	.015	.017	.019	.021	.023	.025	.027	.029	.031	.033	.035	.037	.039	.041	.043	.045	.047	.049	.051	.053	.055	.057	.059	.061	.063	.065	.067	.069	.071	.075	.081			
Fan Width	2-4 (51-102)	107	109	111	113	115	117	119	121									139																					
	4-6 (102-152)	209	211	213	215	217	219	221		225	227	229	231		235			239																					
	6-8 (152-203)	307	309	311	313	315	317	319	321	323	325	327	329	331	333	335	337	339	341	343	345	347		351		355													
	8-10 (203-254)	409	411	413	415	417	419	421	423	425	427	429	431	433	435	437	439	441	443	445	447	449	451		455			459	461	463	465	467		471	475	481			
	10-12 (254-305)	509	511	513	515	517	519	521	523	525	527	529	531	533	535	537	539	541	543	545	547	549	551	553	555	557		561	563	565	567		571	575					
	12-14 (305-356)	609	611	613	615	617	619	621	623	625	627	629	631	633	635	637	639	641	643	645	647	649	651		655	657	659	661	663	665	667	669	671	675					
	14-16 (356-406)		711	713	715	717	719	721	723	725	727	729	731	733	735	737	739	741	743		747	749	751	753	755		761	763	765	767	771								
	16-18 (406-457)			813	815	817	819	821	823	825	827	829	831	833	835	837	839	841	843		847		851		855			861	863	867									
18-20 (457-508)										923		927		931	933	935	937	939																					
<b>Flow Rate (gpm)</b>		.05	.09	.12	.18	.24	.31	.38	.47	.57	.67	.74	.90	1.03	1.17	1.31	1.47	1.63	1.8	1.98	2.17	2.37	2.58	2.79	4.26	3.25	3.49	3.74	4.0	4.26	4.53	4.82	5.11	5.41	6.04	7.04			
<b>Flow Rate (lpm)</b>		.20	.33	.49	.69	.91	1.17	1.47	1.79	2.15	2.54	2.96	3.42	3.90	4.42	4.98	5.56	6.18	6.63	7.51	8.23	8.98	9.76	10.57	16.13	12.29	13.20	14.14	15.12	16.13	17.17	18.24	19.34	20.48	22.85	26.66			

Water @ 2000 psi (138 bar, 13.8 MPa) - paints with a higher viscosity will decrease the flow rate

Example: for a tip with a .039 in orifice and a 10-in (254 mm) pattern, order XHD539

## Graco RAC X Airless Spray Tip



- Longest lasting fan pattern
- High quality finish
- Superior fan pattern
- Blue arrow-top handle
- Large tip-size marking on handle
- Long life, liquid honed tip insert
- Factory tested
- Large port fluid entry for better flow and easier cleaning
- Includes OneSeal one-piece tip gasket and seal
- 4050 psi rated

Part Number	Description
GR LTX-___	Graco RAC X Switch Tip (specify size – see <b>chart</b> below)
GR 246215	RAC X HandTite Guard 7/8" Thread
GR 246437	RAC X HandTite Guard 1 1/4" Thread
GR 246453	One Seal (Pack 5)
GR 248936	Hot Solvent Seal (Pack 5)



Tip Size Selection Chart

		Orifice Size - inches												
		.009	.011	.013	.015	.017	.019	.021	.023	.025	.027	.029	.031	.035
Fan Width	in. (mm)													
	2-4 (51-102)													
	4-6 (102-152)	209	211	213	215	217	219							
	6-8 (152-203)	309	311	313	315	317	319	321						
	8-10 (203-254)		411	413	415	417	419	421	423					
	10-12 (254-305)		511	513	515	517	519	521	523	525	527		531	535
12-14 (305-356)				615	617	619	621	623	625	627	629	631	635	
14-16 (356-406)							721							
Flow rate (gpm)		.09	.12	.18	.24	.31	.38	.47	.57	.67	.77	.90	1.03	1.31
Flow rate (lpm)		.33	.49	.69	.91	1.17	1.47	1.79	2.15	2.54	2.96	3.42	3.90	4.98
Water @ 2000psi (138bar, 13.8 MPa) - points with a higher viscosity will decrease the flow rate.														

Example: for a tip with a .015 orifice and a 6 in. (152mm) pattern, order LTX315

## Graco Fine Finish RAC X Airless Spray Tip



- Two stage orifice tip for light viscosity coatings
- Ideal for lacquers, varnish-type stains, sealers, modified urethanes and topcoats
- Allows spraying at lower pressures for more control and less overspray
- Includes OneSeal one-piece tip gasket and seal
- 4050 psi rated

Part Number	Description
GR FFT-___	Graco Fine Finish RAC X Switch Tip (specify size – see <b>chart</b> below)
GR 246 453	OneSeal (Pack 5)

Tip Size Selection Chart

		Orifice Size - inches			
		.008	.010	.012	.014
Fan Width	in. (mm)				
	4-6 (102-152)	208	210	212	214
	6-8 (152-203)	308	310	312	314
8-10 (203-254)		410	412	414	
Flow rate (gpm)		.069	.11	.15	.21
Flow rate (lpm)		.26	.41	.59	.80
Water @ 2000psi (138bar, 13.8 MPa) - points with a higher viscosity will decrease the flow rate.					

Example: for a tip with a .010 orifice and a 8 in. (203mm) pattern, order FFT410

CONVENTIONAL SPRAY PATTERN



FINE FINISH SPRAY PATTERN



NOTE: "SOFT" OR "FEATHERED" FROM FINER ATOMIZATION

### Tritech T93R Reversible Spray Tip and Guard



- Long-lasting spray pattern
- Unique seal alignment
- Hand-tight guard – no tools required
- Includes handy storage ring with tip size ID tag
- 5000 psi rated
- Interchangeable with Graco RAC 5

Part Number	Description
<b>SM T200</b> ____	Tritech T93R Airless Spray Tip (specify size)
<b>SM T200 999</b>	Tritech T93R Safety Guard

### Tritech MAXX HP Reversible Spray Tip and Guard



- Long-lasting spray pattern
- Unique seal alignment
- Hand-tight guard – no tools required
- Includes handy storage ring with tip size ID tag
- 7500 psi rated
- Interchangeable with Graco RAC X

Part Number	Description
<b>SM T207</b> ____	Tritech MAXX H.P. Airless Spray Tip (specify size)
<b>SM T207 999</b>	Tritech MAXX Safety Guard

### Graco Alpha AA Gun Flat Spray Tips



- Cylindrical body with locating pin
- Air assisted airless flat tip
- GGW XXX tips for Alpha gun
- GG4 and GGW tips are interchangeable
- AAM XXX Tips for G15 gun
- GG4 XXX tips for Alpha Plus gun/G40 gun
- 4000 psi rated

Part Number	Description
<b>GR AAM</b> ____	Graco AAM AA Spray Tip – Low Pressure
<b>GR GGW</b> ____	Graco GGW Standard AA Spray Tip (specify size from <b>Chart 1</b> below)
<b>GR GG4</b> ____	Graco GG4 Standard AA Spray Tip (specify size from <b>Chart 2</b> below)

#### GGW Alpha AA Standard Tips (GGWXXX)

		Orifice Size - Inches							
		.007	.009	.011	.013	.015	.017	.019	.021
Fan Width	2-4 (51-102)			111					
	4-6 (102-152)	207	209	211	213	215	217		
	6-8 (152-203)	307	309	311	313	315	317	319	
	8-10 (203-254)		409	411	413	415	417	419	421
	10-12 (254-305)		509	511	513	515	517	519	521
	12-14 (305-356)			611	613	615	617	619	621
	14-16 (356-406)				713	715	717	719	721
	16-18 (406-457)					815	817	819	821
	18-20 (457-508)						917	919	921
	<b>Flow rate (fl.oz./pm)</b>		4.0	7.0	10.0	13.0	17.0	22.0	28.0
<b>Flow rate (lpm)</b>		0.1	0.2	0.3	0.4	0.5	0.7	0.8	1.0

(Light to Medium viscosity fluid @ 600 psi, 41 bar, 4.1 MPa)

Example: for a tip with a 0.013 in. (0.330mm) orifice and a 12in. (305mm) pattern, order GGW-613. Fan width of a spray pattern is measured at 12in. (305mm) from the surface.

#### GGG4 Alpha AA Standard Tips (GGG4XXX)

		Orifice Size - Inches																	
		.007	.009	.011	.013	.015	.017	.019	.021	.023	.025	.027	.029	.031	.033	.035	.037	.039	
Fan Width	2-4 (51-102)			109	111														
	4-6 (102-152)	207	209	211	213	215	217	219											
	6-8 (152-203)	307	309	311	313	315	317	319											
	8-10 (203-254)		409	411	413	415	417	419	421	423	425				431		435		
	10-12 (254-305)		509	511	513	515	517	519	521	523		527							539
	12-14 (305-356)			611	613	615	617	619	621	623	625	627	629	631	633				639
	14-16 (356-406)					713	715	717	719	721	723	725						737	
	16-18 (406-457)						815	817	819			825	827			833			839
	18-20 (457-508)							917	919	921	923								
	<b>Flow rate (fl.oz./pm)</b>		4.0	7.0	10.0	13.0	17.0	22.0	28.0	35.0	40.0	50.0	58.5	68.0	78.0	88.0	98.0	108.0	118.0
<b>Flow rate (lpm)</b>		0.1	0.2	0.3	0.4	0.5	0.7	0.8	1.0	1.2	1.5	1.7	1.9	2.2	2.5	2.8	3.1	3.4	

(Light to Medium viscosity fluid @ 600 psi, 41 bar, 4.1 MPa)

Example: for a tip with a 0.023in. (0.584mm) orifice and a 12in. (305mm) pattern, order GG4-623. Fan width of a spray pattern is measured at 12in. (305mm) from the surface.

**SPECIALTY APPLICATION SPRAY GUNS**

**Chopper Gun for Fiber Reinforced Coatings**



- Combined coating and fiber application for fiber-reinforced coatings
- External mix gun for fast set two-component coatings (ie. vinyl ester)
- Chopper fiber applicator cuts fiber into correct size and length for embedding into the coating
- Twin spray nozzles assist in embedding and covering fiber with a coating
- The twin nozzles provide a faster coating application

Ask BlastOne for more information

Part Number	Description
<b>GR CHOP</b>	BlastOne Chopper Gun, with Two Spray Tips

**Graco Resin Chopper Gun**



- For spraying Gel Coat and Chop applications

Part Number	Description
<b>GR 258853 RS</b>	Internal Mix Gel Coat Gun, includes CST521 Tip
<b>GR 258840 RS</b>	External Mix Gel Coat Gun, includes CST521 Tip
<b>GR 258971 RS</b>	Internal Mix Chop Gun with Cutter, includes CST443 Tip
<b>GR 258970 RS</b>	External Mix Chop Gun with Cutter, includes CST443 Tip
<b>GR 258854 RS</b>	Internal Mix Chop Gun without Cutter, includes CST443 Tip
<b>GR 258852 RS</b>	External Mix Chop Gun without Cutter, includes CST443 Tip

**Graco XForce HD - Heavy-Duty Cordless Airless Sprayer**



- The industry's first cordless airless sprayer designed to spray the toughest protective coatings
- Piston-pump design
- Ideal for spot repair, touchup and small jobs
- Uses a disposable 48 oz lid and liner system to eliminate any cleanup



Part Number	Description
<b>GR 16N656</b>	SPRAYER, XForce HD Kit, includes 2 x 28V Li-Ion Batteries, Cordless, 4000 psi MWP
<b>GR 16P168</b>	Start Up Kit for Xforce (25 Lids/Liners, 5 Cups, 6 Filters and Plugs)
<b>GR 16P165</b>	Spray-N-Throw Lids and Liner Pack suit 16N656 (Pack 25)



## Graco Tough Tek HTX 680 Applicator



- Good for lighter materials that do not typically pack out
- Includes round pattern nozzles; provides a medium round pattern texture finish
- Air mixed into fluid through multiple venturi ports provides a consistent pattern
- Gives a more controlled pattern for lightweight materials or high solids coatings
- Includes flat pattern discs - spreads the pattern out like a fan, giving a wider coverage area per pass



Part Number	Description
GR 24U209	Graco HTX680 Applicator

## Graco Tough Tek Hose Applicator



- Best for heavily filled materials that easily pack out
- Includes round nozzle; provides a rough finish texture
- Simple design, easy to clean



Part Number	Description
GR 24T947	Flex Hose Applicator
GR 24T946	Pole Applicator for Hard-to-Reach Areas



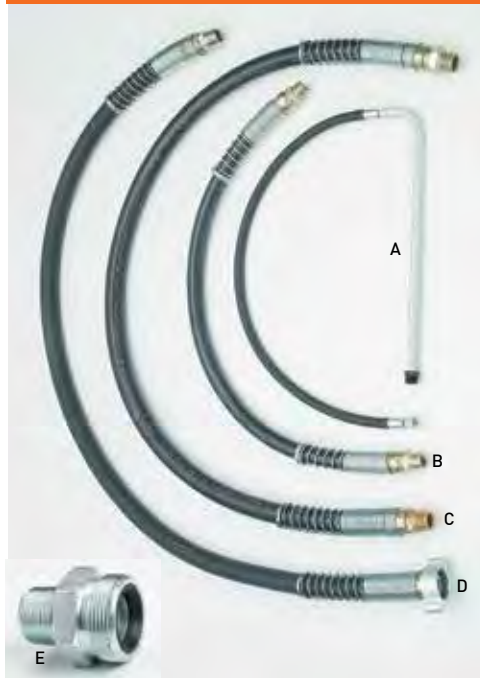
Pump Suction Kits



- Includes suction hose and suction tube
- Stainless steel component kits also available
- Standard kit suits 5 gallon (20 liter) pails
- Optional larger kits available e.g. to suit 55 gallon (205 liter) drum

Part Number	Description
GR 244432	Graco 3/8" (10 mm) Pump Suction Kit (for Triton 308, Husky 307)
GR 207484	Graco 3/4" (20 mm) Pump Suction Kit (includes Elbow Adaptor) – 3' 6" (1 m) Hose
GR 208920	Graco 1" (25 mm) Pump Suction Kit (Hi-Boy Sprayer Adaption Kit) – 4' (1.2 m) Hose
GR 237068	Graco Big Rig 1" (25 mm) Pump Suction Kit (includes GR 191-635 Tube strainer) – 6' (1.8 m) Hose
GR 245176	Graco Xtreme 1" (25 mm) Pump Suction Kit (includes Elbow and Adaptor) – 6' (1.8 m) Hose
GR 245136	Graco Xtreme Suction Tube Extension Kit to suit 55 Gallon (200 Liter) Drum

Pump Suction Hoses



- Standard hose – male pipe threads both ends
- Xtreme hose – Quick Knockoff female thread nut with male pipe thread the other end
- Triton hose – includes integral siphon tube
- Solvent resistant nylon core
- Specifically sized to match pump flow rates

Part Number	Description
GR 244432	<b>A</b> 3/8" (10 mm) Pump Suction Hose – 3' (0.9 m) Hose (suits Triton 308, Husky 307)
GR 214960	<b>B</b> 3/4" (20 mm) Pump Suction Hose – 3' 6" (1.1 m)
GR 237522	<b>C</b> 1" (25 mm) Pump Suction Hose – 6' (1.8 m) – (swivel connector one end)
GR 247301	<b>D</b> 1" (25 mm) Xtreme Pump Suction Hose – 6' (1.8 m) (Quick Knockoff one end)
GR 116402	<b>E</b> Xtreme Quick Knockoff Adaptor Nipple – 1" NPTM (25 mm) (see inset picture)
WA 0017236	Pump Suction Hose (not shown – to suit Wagner)

Pump Siphon Tubes



- Female threaded outlet
- For Triton sprayers, siphon tube is integrated with the suction hose – see above
- Stainless steel tubes also available

Part Number	Description
GR 165767	3/4" (20 mm) Pump Siphon Tube x 18" (460 mm)
GR 197682	1" (25 mm) Xtreme Pump Siphon Tube x 18" (460 mm)

## Pump Inlet Strainers



- Protect the pump
- Prevent foreign objects from entering and blocking or damaging the pump

Part Number	Description
-------------	-------------

### Tube Strainers

**GR 100220** Thumb Screw (to secure strainer GR 112-724 onto tube)

**GR 191635** Inlet Strainer (suits Xtreme GR 197-682 tube)

### Threaded Round Strainers

**GR 181073** Inlet Strainer 1/2" (13 mm) Thread – (coarse #8/fine #16)

**GR 183770** Inlet Strainer 3/4" (20 mm) Thread – (coarse #8/fine #16)

**GR 181072** Inlet Strainer 1" (25 mm) Thread (suits Xtreme Suction Kit) – (coarse #8/ fine #16)

**GR 189920** Inlet Strainer 1" (25 mm) Thread (coarse mesh #8)

**WA 0088241** Inlet Strainer Metric Thread (*not shown* – suits Wagner – coarse mesh)

### Small Threaded Round Strainers

**GR 235004** Inlet Strainer 3/8" (20 mm) Thread (for small Electric Pumps) – (#12)

**GR245673** Inlet Strainer (with black cap – for 190ES Pump)

**GR 109534** Inlet Strainer 3/8" (10 mm) Thread (with white cap – for Husky 307 pumps)

**GR 218798** Inlet Strainer 1/2" (13 mm) Thread (for Triton 308 pumps – *not shown*) – (#16)

## Graco Pump Feed Hopper



- Use with Big Rig and Xtreme Sprayers
- For high solids, thick bodied coatings
- Gravity-assisted feed supply substantially improves the performance of the sprayer
- Features 45° feed outlet for improved flow and better cleaning

### Paint Feed Hopper

Part Number	Description
-------------	-------------

**GR 288347** Xtreme Sprayer Plastic Hopper Kit



### Xtreme Stainless Steel Hopper

Part Number	Description
-------------	-------------

**GR 24X570** Stainless Steel Hopper kit suit XL Sprayer and Xtreme Sprayer

## BlastOne Pump Feed Hopper



- Use with Big Rig and Xtreme sprayers
- For high solids, thick bodied coatings
- Gravity-assisted feed supply substantially improves the performance of the sprayer
- Features 45° feed outlet for improved flow and better cleaning

### Paint Feed Hopper

Part Number	Description
<b>SM PH1000</b>	9 Gallon (34 Liter) Paint Feed Hopper (lid is optional), Removable Screen and 3' (0.9 m) Quick Connect Suction Hose assembly to suit Graco NXT Pump Inlet
<b>SM PH1000SH</b>	Suction Hose Assembly, 1" (25 mm) ID x 3' (0.9 m), to suit SM PH1000



### Heavy Duty Zinc Plated Hopper

Part Number	Description
<b>GS PH201NXT</b>	10 Gallon (40 Liter) Cart Mount Paint Hopper Kit, NXT
<b>GS PH204</b>	Suction Hose Flush Kit, Paint Hopper

## Graco Air Motor Repair Kits



Part Number	Description
<b>Triton 308 Diaphragm Pumps</b>	
<b>GR 245066</b>	Triton 308 Air Valve Repair Kit
<b>GR 24A155</b>	Triton 308 Shaft Repair Kit
<b>Airless Piston Pumps</b>	
<b>GR 206728</b>	Monark Air Motor Repair Kit
<b>GR 207385</b>	President Air Motor Repair Kit
<b>GR 206734</b>	Bulldog Air Motor Repair Kit
<b>GR 207730</b>	King Air Motor Repair Kit
<b>NXT Air Motors</b>	
<b>GR NXT021</b>	NXT Air Control Assembly, Non-Locking
<b>GR NXT100</b>	NXT Air Motor Replacement Poppet
<b>GR NXT101</b>	NXT Air Motor Poppet Seal Kit
<b>GR NXT200</b>	NXT 2200 Air Motor Repair Kit
<b>GR NXT300</b>	NXT 3400 Air Motor Repair Kit
<b>GR NXT600</b>	NXT 6500 Air Motor Repair Kit
<b>GR 222958</b>	Premier Air Motor Repair Kit
<b>GR 222959</b>	Premier Air Valve Repair Kit
<b>GR 202659</b>	Air Motor Lubricant, 1 Pint (0.6 Liter)

**A HELPFUL HINT...**

Use all the seals and parts supplied in the repair kit when servicing the air motor for the best results.

## Graco Air Powered Pump Section Repair Kits



Please contact BlastOne for assistance with any other Graco repair kits, spare parts and accessories

### Repair Kits for Graco Triton 308 Diaphragm Pumps

Part Number	Description
GR 245065	Triton 308 Diaphragm Repair Kit
GR 245066	Triton 308 Air Valve Repair Kit
GR 245067	Triton 308 Ball Check Repair Kit
GR 24A155	Triton 308 Shaft and Bearing Repair Kit

### Repair Kits for Graco Airless Piston Pumps

- All kits supplied with UHMWPE / leather packings (except as indicated) for optimum performance and life
- Other kits e.g. leather / Teflon, Teflon, Teflon /UHMWPE are available for specific applications

Part Number	Description	
<b>Graco Hydra-Spray Series Piston Pumps (welded lowers)</b>		
GR 223674	Hydra-Spray Monark 23:1 Pump Repair Kit	
GR 223675	Hydra-Spray President 30:1 Pump Repair Kit	
GR 220399	Hydra-Spray Bulldog 30:1, King 63:1 Pump Repair Kit	
GR 220395	Hydra-Spray King 45:1 Pump Repair Kit	
GR 236625	Hydra-Spray King 63:1 Pump Repair Kit (leather with TC ball)	
<b>Graco Dura-Flo Series Piston Pumps</b>		
GR 237243	Dura-Flo Bulldog 33:1 Pump Repair Kit (Dura-Flo 750)	
GR 237237	Dura-Flo Bulldog 41:1 Pump Repair Kit (Dura-Flo 600)	
GR 237165	Dura-Flo King 56:1 Pump Repair Kit (Dura-Flo 900)	
GR 238119	Dura-Flo King 68:1 Pump Repair Kit (Dura-Flo 750)	
GR 237168	Dura-Flo Premier 74:1 Pump Repair Kit (Dura-Flo 1100)	
GR 222848	Dura-Flo Premier 45:1 Pump Repair Kit (Dura-Flo 1800)	
<b>Graco Xtreme Series Piston Pumps</b>		
GR 25D232	Xtreme 85 cc Lower Repair Kit	TuffStack GR 25D242
GR 25D234	Xtreme 145 cc Lower Repair Kit	TuffStack GR 25D244
GR 25D235	Xtreme 180 cc Lower Repair Kit	TuffStack GR 25D245
GR 25D236	Xtreme 220cc Lower Repair Kit	TuffStack GR 25D246
GR 25D237	Xtreme 250 cc Lower Repair Kit	TuffStack GR 25D247
GR 25D238	Xtreme 290 cc Lower Repair Kit	TuffStack GR 25D248
GR 245190	Spring Load Ball Check Kit – 145 cc, 180 cc Lowers	
GR 245191	Spring Load Ball Check Kit – 220 cc, 250 cc, 290 cc Lower	
<b>Graco Merkur Piston Pumps</b>		
GR 24A252	Merkur Seal Repair Kit – to suit Lower LW 050A (50 cc)	
GR 24A782	Merkur SS & TC Highwear Seal Repair Kit – to suit Lower LW 050A (50 cc)	

**A HELPFUL HINT**  
Use all the seals and parts supplied in the repair kit when servicing the pump for the best results.

## Wagner Air Powered Piston Pump Repair Kits



- Use all parts in the kit when servicing for the best results
- Please check for updated repair kit part numbers
- Check availability – delivery lead times may apply
- Please ask for other model Wagner pump repair kits – e.g. Icebreaker Wildcat, Puma, Leopard, etc

Part Number	Description
<b>Wagner Air Motor Repair Kits</b>	

<b>WA 0105711</b>	Air Motor Repair Kit – 28:14
<b>WA 0123702</b>	Air Motor Repair Kit – 28:40
<b>WA 0112710</b>	Air Motor Repair Kit – 48:90
<b>WA 0112711</b>	Air Motor Repair Kit – 66:115, 32:150
<b>WA 0119705</b>	Air Motor Repair Kit – 48:200, 66:250

<b>Wagner Pump Section Repair Kits</b>	
<b>WA 0105710</b>	Pump Repair Kit – 28:14
<b>WA 0123704</b>	Pump Repair Kit – 28:40
<b>WA 0123860</b>	Pump Repair Kit – 28:40 SS
<b>WA 0113703</b>	Pump Repair Kit – 48:90
<b>WA 0113820</b>	Pump Repair Kit – 48:90 SS
<b>WA 0112712</b>	Pump Repair Kit – 66:115 SS
<b>WA 0119709</b>	Pump Repair Kit – 48:200, 32:150
<b>WA 0119820</b>	Pump Repair Kit – 48:200 SS, 32:150 SS
<b>WA 0118705</b>	Pump Repair Kit – 66:250 SS

## WIWA Pump Repair Kits



- Use all parts in the kit when servicing for the best results
  - Please check for updated repair kit part numbers
  - Check availability – delivery lead times may apply
- Please contact BlastOne for other sizes and kits

Part Number	Description
<b>Packing Kits</b>	

<b>SM W0639176</b>	Pump Repair Kit – 71:1 Professional
<b>SM W0639177</b>	Pump Repair Kit – 64:1 Professional
<b>SM W0641557</b>	Pump Repair Kit – 75:1 Herkules
<b>SM W0641559</b>	Pump Repair Kit – 57:1 Herkules

<b>Air Motor Kits</b>	
<b>SM W0639249</b>	Seal Kit – 230/120
<b>SM W0639250</b>	Repair Kit – 230/120
<b>SM W0640899</b>	Seal Kit – 333/120 SK
<b>SM W0640900</b>	Repair Kit – 333/120 SK

## Binks Air Powered Piston Pump Repair Kits



**Needing Repair Kits/Parts for other model Binks Pumps? e.g. DMA units, etc.**  
Please contact BlastOne

- Use all parts in the kit when servicing for the best results
- Please check for updated repair kit part numbers
- Check availability – delivery lead times may apply

Part Number	Description
<b>Binks Air Motor Repair Kits</b>	

**BI 4113126** Binks B5 Air Motor Repair Kit

**BI 4113127** Binks B6 Air Motor Repair Kit

**BI 4113128** Binks B8 Air Motor Repair Kit

**BI 4113129** Binks B10 Air Motor Repair Kit

<b>Binks Pump Section Repair Kits</b>	
---------------------------------------	--

**BI 4112621** Binks '18' Pump Repair Kit (1.8 GPM lower)

**BI 4112624** Binks '36' Pump Repair Kit (3.6 GPM lower)

**BI 4112627** Binks '42' Pump Repair Kit (4.2 GPM lower)

**BI 4112630** Binks '67' Pump Repair Kit (6.7 GPM lower)

## Speeflo Air Powered Piston Pump Repair Kits



- Use all parts in the kit when servicing for the best results
- Check availability – delivery lead times may apply

Part Number	Description
<b>Speeflo Air Motor Repair Kits</b>	

**TI 742051** Speeflo Commander Air Motor Repair Kit

**TI 850050** Speeflo Admiral Air Motor Repair Kit

<b>Speeflo Pump Repair Kits</b>	
---------------------------------	--

**TI 185050** Speeflo Pump Repair Kit (Commander 30:1 Admiral 40:1)

**TI 155055** Speeflo Pump Repair Kit (Commander 45:1, Admiral 60:1)

**TI 140051** Speeflo Pump Repair Kit (Commander 60:1)

**TI 145051** Speeflo Pump Repair Kit (Atlas 30:1, PowrTwin Classic)

## Speeflo High Pressure Filter Screen Accessories



- Inner woven mesh screen with outer perforated mesh support and welded end caps
- Available in #50 mesh or #100 mesh sizes
- Supplied individually

Part Number	Description
<b>TI 920004</b>	Speeflo Filter Screen #50 Mesh (Each)
<b>TI 920005</b>	Speeflo Filter Screen #100 Mesh (Each)



## Painters Tool Kit



- Essential tools and spares for use and maintenance of spray equipment
- It is recommended to have a tool kit nearby when you are spraying – whether in-the-field or shop painting – if your equipment malfunctions, you often don't have much time to hunt for tools!
- Standard Kit includes:
  - Shifters and Spanners
  - Screwdrivers
  - Markers
  - Angled Paint Brushes
  - Spray Hoods
  - Wet Film Combs
  - Gun Filters
  - Air Drill
  - Tips
  - Many sizes and types of Airless Hose Joiners
  - Tool Box
  - Stilson/Pipe Wrench
  - Snap-Blade Knife
  - Gun-Cleaning Brushes
  - Disposable Overalls
  - Solvent Gloves
  - Pump Filters
  - Spray Gun
  - Paint Mixer
  - Tip Holder

Part Number	Description
<b>SM KP01</b>	Complete Painters Tool Kit

## Throat Seal Liquid (TSL)



- Prevents paint drying on the displacement rod and packings – dried paint on a pump rod will quickly tear and abrade the packings and eventually begin to damage the piston rod
- Extends component life
- Check the pump throat and top up the liquid daily
- Available as individual bottles or in carton quantities

Part Number	Description
<b>GR 206994</b>	Throat Seal Liquid 8 oz (0.25 Liter) (Each)
<b>GR 206995</b>	Throat Seal Liquid 1 Quart (0.95 Liter) (Each)
<b>GR 206997</b>	Throat Seal Liquid 1 Quart (0.95 Liter) (Carton 12)
<b>GR 206996</b>	Throat Seal Liquid 1 Gallon (3.8 Liter) (Each)
<b>GR 206998</b>	Throat Seal Liquid 1 Gallon (3.8 Liter) (Carton 4)
<b>GR 243103</b>	Pump Armor Liquid 1 Quart (0.95 Liter) (Each)
<b>GR 217374</b>	ISO Pump Oil – 1 pint (0.5 Liter)

## AirGuard Runaway Valve



- If the pump supply container is drained empty or a hose develops a leak, a pneumatic piston pump can cycle rapidly out of control ('runaway' conditions) and result in severe damage to the pump
- AirGuard valve detects runaway conditions and automatically shuts off the pump air supply
- Connects on pump air supply line
- 3/4" (20 mm) NPTF threaded ports

Part Number	Description
<b>GR 224040</b>	AirGuard Runaway Valve

## High Pressure Plated Steel Fittings



### High Pressure Hex Nipple

- Use to connect two hoses or components with female-to-female threads – 7250 psi rated
- 30° internal seat, both ends

Part Number	Description	A	B
GR 156971	Straight Nipple	¼" NPTM	¼" NPTM
GR 157350	Reducing Nipple	¾" NPTM	¼" NPTM
GR 156849	Straight Nipple	¾" NPTM	¾" NPTM
GR 162449	Reducing Nipple	¼" NPTM	½" NPTM
GR 159239	Reducing Nipple	½" NPTM	¾" NPTM
GR 158491	Straight Nipple	½" NPTM	½" NPTM
GR 157129	Straight Nipple	¾" NPTM	¾" NPTM
GR 158555	Reducing Nipple	1" NPTM	¾" NPTM
GR 116647	Straight Nipple	1" NPTM	1" NPTM



### High Pressure Plugs

- Use to close unused ports – 7250 psi rated

Part Number	Description
GR 100403	Square Head Plug ⅛" NPT
GR 100509	Square Head Plug ¼" NPT
GR 100040	Square Head Plug ⅜" NPT
GR 100737	Square Head Plug ½" NPT



### High Pressure Union Adaptors

- Use to connect two hoses or components with male-to-female or male-to-male threads
- 7250 psi rated
- Swivelling nut for easy fit-up – nut 'locks up' rigid when tightened (NP TFSW)

Need a size not listed below? Please contact BlastOne for details

Part Number	Description	A	B
GR 157705	Union Adaptor	¼" NPTM	¼" NPTFSW
GR 156823	Union Adaptor	¼" NPTM	¾" NPTFSW
GR 155665	Union Adaptor	¾" NPTM	¾" NPTFSW
GR 162505	Union Adaptor	¾" NPTM	½" NPTFSW
GR 158256	Union Adaptor	½" NPTM	¾" NPTFSW
GR 156684	Union Adaptor	½" NPTM	½" NPTFSW
GR 157785	Union Adaptor	¾" NPTM	¾" NPTFSW
GR 155570	Union Adaptor	¼" NPTF	¼" NPTFSW
GR 155865	Union Adaptor	½" NPTF	½" NPTFSW




## High Pressure Plated Steel Fittings



### High Pressure Elbow Fittings

- Pictured with female swivel nut (NPTFSW) to assist installation – 7250psi rated
- Fixed female thread shown as NPTF
- Other sizes available

Part Number	Description	A	B
GR 155541	Elbow	1/4" NPTFSW	1/4" NPTM
GR155495	Elbow	1/4" NPTF	3/8" NPTM
GR 155494	Elbow	3/8" NPTFSW	3/8" NPTM
GR 155470	Elbow	1/2" NPTF	1/2" NPTM



### High Pressure Tees

- 'A' thread available as NPTM or NPTF (NPTF pictured)


Part Number	Description	A	B	C
GR 15R875	Tee, Branch	1/4" NPTM	1/4" NPTF	1/4" NPTF
GR 15R874	Tee, Branch	3/8" NPTM	3/8" NPTF	3/8" NPTF
GR 15R873	Tee, Branch	1/2" NPTM	1/2" NPTF	1/2" NPTF
GR 104984	Tee, Standard	1/4" NPTF	1/4" NPTF	1/4" NPTF
GR 100483	Tee, Standard	3/8" NPTF	3/8" NPTF	3/8" NPTF



### High Pressure Bushes

- NPT male x NPT female thread – 7250 psi rated

Part Number	Description	A	B
GR 159841	Bush, Reducing	3/8" NPTM	1/4" NPTF
GR 100206	Bush, Reducing	1/2" NPTM	1/4" NPTF
GR 121433	Bush, Reducing	1/2" NPTM	3/8" NPTF



### Couplings/Adaptors

- Coupling with female/female threads, adaptor with female/male threads – 7250 psi rated

Part Number	Description	A	B
GR 113093	Coupling	1/4" NPTF	1/4" NPTF
GR 162024	Coupling	3/8" NPTF	3/8" NPTF
GR 158581	Coupling	1/2" NPTF	1/2" NPTF
GR 15B729	Adaptor	3/8" NPTF	3/8" NPTM
GR 150287	Adaptor	3/8" NPTF	1/4" NPTM

## High Pressure Metric Conversion Adaptors



- Use to adapt metric components to be compatible with 'industry standard' NPT fittings
- Plated steel construction

Part Number	Description
SM 074061	Adaptor M16M x 1/4" NPTM (shown on right)
SM 074071	Adaptor M16M x 1/4" NPSF
SM 074043	Adaptor M16F x 1/4" NPTM
SM 074044	Adaptor M16F x 3/8" NPTM (shown on left)

## Graco EasyOut™ Filter Accessories



### Graco EasyOut Filter Screens

- Color coded for easy identification :
  - Grey filter frame #30 mesh
  - Black filter frame #60 mesh
  - Blue filter frame #100 mesh
  - Red filter frame #200 mesh
- Open both ends – can be installed either way
- Supplied individually
- Suit large EasyOut filters, UltraMax, GMax sprayers

Part Number	Description
<b>GR 244071</b>	EasyOut Filter Screen #30 Mesh Grey
<b>GR 244067</b>	EasyOut Filter Screen #60 Mesh Black
<b>GR 244068</b>	EasyOut Filter Screen #100 Mesh Blue
<b>GR 244069</b>	EasyOut Filter Screen #200 Mesh Red



### Graco Short EasyOut Filter Screens

- Color coded – same as long EasyOut screens:
  - Black filter frame #60 mesh
  - Blue filter frame #100 mesh
  - Red filter frame #200 mesh
- Open both ends – can be installed either way
- Supplied individually
- Suits Graco ST PRO series sprayers

Part Number	Description
<b>GR 243080</b>	Short EasyOut Filter Screen #60 Mesh Black
<b>GR 243081</b>	Short EasyOut Filter Screen #100 Mesh Blue
<b>GR 243226</b>	Short EasyOut Filter Screen #200 Mesh Red

## Graco High Pressure Short Filter Screen Accessories



- Short, SST screen with 7 sq in (45 cm<sup>2</sup>) filter area
- Suits Xtreme 85 cc and 115 cc lowers
- Filter length is 3" (70 mm)

Part Number	Description
<b>GR 236495</b>	Short Filter Screen #30 Mesh (Pack 2)
<b>GR 236496</b>	Short Filter Screen #60 Mesh (Pack 2) (Standard)
<b>GR 236497</b>	Short Filter Screen #100 Mesh (Pack 2)
<b>GR 236498</b>	Short Filter Screen #200 Mesh (Pack 2)
<b>GR 188420</b>	Short Filter Support – Polyethylene
<b>GR 171941</b>	Compression Spring (for high pressure filter bowl)
<b>GR 104361</b>	Teflon O-Ring (for short high pressure filter bowl)

Graco High Pressure Long Filter Screen Accessories



- Long, SST screen with 18 in<sup>2</sup> (116cm<sup>2</sup>) filter area
- Filter length is 6" (140mm)
- Available in four mesh sizes:
  - 167-024 #30 mesh (500 micron)
  - 167-025 #60 mesh (250 micron) – standard
  - 167-026 #100 mesh (149 micron)
  - 167-027 #200 mesh (75 micron)
- Supplied in pack of 2 or pack of 25

Filter Screen	#30	#60	#100	#200
<b>Typical Products</b>	Hibuild epoxy high solids coatings	General industrial coatings	Decorative industrial topcoats	Superfine finish topcoats
<b>Typical Tip Sizes</b>	25+ thou	17- 23 thou	11- 15 thou	7- 12 thou



Part Number	Description
<b>GR 224458</b>	Long Filter Screen #30 Mesh (Pack 2)
<b>GR 224459</b>	Long Filter Screen #60 Mesh (Pack 2) (Standard)
<b>GR 224468</b>	Long Filter Screen #100 Mesh (Pack 2)
<b>GR 224469</b>	Long Filter Screen #200 Mesh (Pack 2)
<b>GR 238436</b>	Long Filter Screen #30 Mesh (Pack 2)
<b>GR 238438</b>	Long Filter Screen #60 Mesh (Pack 2)
<b>GR 238440</b>	Long Filter Screen #100 Mesh (Pack 2)
<b>GR 238442</b>	Long Filter Screen #200 Mesh (Pack 2)
<b>GR 186075</b>	Long Filter Support – Polyethylene (Standard)
<b>GR 171939</b>	Long Filter Support – Aluminum (optional Old Style)
<b>GR 179801</b>	Long Filter Support – Zinc Plated Steel (Optional Heavy Duty)
<b>GR 171941</b>	Compression Spring for High Pressure Filter
<b>GR 104361</b>	Teflon O-ring (for Standard High Pressure Filter Bowl – Smaller O-Ring)
<b>GR 104804</b>	Teflon O-ring (for 'Big Rigs' High Pressure Filter Bowl – Larger O-Ring)
<b>GR 244895</b>	Xtreme Teflon O-Ring – Kit of 10 (for Built-In Filter Cap <i>(not shown)</i> )
<b>GR 244896</b>	Xtreme Teflon O-Ring – Kit of 10 (for Built-In Filter Base <i>(not shown)</i> )

BINKS High Pressure Filter Screens and Accessories



- Corrugated, stainless steel mesh screen
- Select from #30, #45, #50, #60 or #100 mesh sizes

Part Number	Description
<b>BI 412627</b>	Binks Filter Screen – 0.006" (#100 Mesh)
<b>BI 412628</b>	Binks Filter Screen – 0.009" (#60 Mesh)
<b>BI 412629</b>	Binks Filter Screen – 0.012" (#50 Mesh)
<b>BI 412630</b>	Binks Filter Screen – 0.015" (#45 Mesh)
<b>BI 412633</b>	Binks Filter Screen – 0.021" (#30 Mesh)
<b>BI 412631</b>	Binks Filter Support Tube
<b>BI 412623</b>	Binks Filter Element Cap
<b>BI 4110145</b>	Binks Filter End Plug

Graco Steel Fluid Filters



- Can be retrofitted to other brands of sprayers
  - Simple to service and clean
  - Supplied standard with #60 mesh screen
- Refer to pages 387 - 388 for replacement filter screens



Graco 'Big Rigs' High Pressure Fluid Filter

- Rugged, steel construction filter
- 'Big Rigs' high volume delivery up to 3 gpm (11 Lpm) • 3/4" NPT female inlet
- Triple outlet – one x 1/2", two x 3/8" • Includes blanking plugs for single outlet use
- Filter includes high pressure drain valve
- Uses Graco long-style 18 sq in (116 cm<sup>2</sup>) replaceable, stainless steel filter screens

Part Number	Description
GR 238620	Graco 'Big Rigs' 5000 psi High Pressure Fluid Filter
GR 237069	Graco 'Big Rigs' 7400 psi High Pressure Fluid Filter



Graco High Pressure Steel Fluid Filter

- Rugged steel bowl, steel base filter
  - Medium - high volume delivery up to 1 gpm (4 Lpm) • 3/8" NPT female inlet
  - Dual outlet – two x 1/4" (Standard 218-029) – two x 3/8" (High Flow 241-107)
  - Uses Graco long-style 18 sq in (116 cm<sup>2</sup>) replaceable stainless steel filter screen
- A range of stainless steel fluid filters are also available – please contact BlastOne for details

Part Number	Description
GR 218029	Graco 5000 psi High Pressure Steel Fluid Filter
GR 241107	Graco 5000 psi High Pressure Steel Fluid Filter (High Flow)



Graco High Pressure Aluminum Fluid Filter

- Rugged, lightweight aluminum bowl, steel base filter
- Medium volume delivery
  - Long filter 214-570 up to 1 gpm (4 Lpm) – short filter 235-677 up to 0.6 gpm (2.3 Lpm)
- 3/8" NPT female inlet • Dual outlet – two x 1/4"
- Uses replaceable stainless steel filter screen

Part Number	Description
GR 214570	Graco 3000 psi High Pressure Aluminum Fluid Filter
GR 235677	Graco 3000 psi High Pressure Short Aluminum Fluid Filter

High Pressure Fluid Pressure Gage



- Stainless steel casing • Bottom entry 1/4" NPT male thread • Diameter 2.5" (65 mm)
- Liquid-filled for long life • Dual reading scale – psi and bar (MPa)
- A range of pressure gages are available for both air pressure and fluid pressure in various scales from low range to high range

Please contact BlastOne for your requirements

Part Number	Description
GR 102814	Fluid Pressure Gage 5000 psi
GR 551387	Fluid Pressure Gage 7250 psi
GR 193199	Peel-Off Protective Cover, 12 pack (protects from overspray)

## High Pressure Ball Valves



- Male threads both ends
  - Carbon steel construction
  - Optional stainless steel also available
  - Various seal material options for fluid compatibility
  - Mount on the high pressure filter outlets for the control of individual spray lines
  - Can be used as a priming-drain valve
  - Premium PEEK Seals have more than double the life of Teflon
- Please contact BlastOne for other ball valve types – e.g. stainless steel, tungsten carbide seals, etc

Part Number	Description
GR 214037	High Pressure Ball Valve 1/4" x 1/4" 5000 psi Teflon Seals
GR 237303	High Pressure Ball Valve 1/4" x 1/4" 7400 psi PEEK Seals
GR 223959	High Pressure Ball Valve 3/8" x 1/4" 5000 psi Teflon Seals
GR 223960	High Pressure Ball Valve 3/8" x 3/8" 5000 psi Teflon Seals
GR 237304	High Pressure Ball Valve 3/8" x 3/8" 7400 psi PEEK Seals
GR 102646	High Pressure Ball Valve 1/2" x 1/2" 3000 psi Teflon Seals
GR 102644	High Pressure Ball Valve 3/4" x 3/4" 3000 psi Teflon Seals

## High Pressure Ball Valve Repair Kits

- Includes ball, seat and seals
- Use all parts in the repair kit for the best results

Part Number	Description
GR 217560	High Pressure Ball Valve Teflon Seal Repair Kit
GR 237917	High Pressure Ball Valve Peek Seal Repair Kit

## Graco Drain Valves



222-198

### Graco 'Big Rigs' Series Sprayer Drain Valve

- Needle-and-seat type valve
- Knurled knob
- 7400 psi (510 bar 51MPa) rated

Part Number	Description
GR 222198	Drain Valve Assembly – 7400 psi

### Graco 'Xtreme' Series Sprayer Drain Valve

- Floating-ball type valve
- Repairable design
- Tee handle
- 7400 psi (510 bar 51 MPa) rated

Part Number	Description
GR 245143	Xtreme Pressure Bleed Valve
GR 245145	Xtreme Pressure Bleed Valve Repair Kit



245-143



245-145

## Graco VisCon High Pressure Fluid Heater



For further data on Heaters and Viscosity, refer to page 439.

- Used to assist fluid control
- Helps maintain uniform viscosity for:
  - steady flow rate
  - reduced operating pressure
  - less overspray
- Reduces (or eliminates) the need to thin the coating to spray which means:
  - less V.O.C. more environmentally positive
  - savings in cost of thinners/solvents
- Can be mounted onto a pump cart for mobility or wall mounted for a fixed installation
- VisCon2 and VisCon HP temperature range 29-104°C
- 7250 psi rated
- 120 or 240 Volt single phase, power supply
- Other models available – **please contact BlastOne**



Part Number	Description
<b>GR 245848</b>	VisCon HP SST Fluid Heater 120V AC, 2300 W, 19.2A (Hazardous Location)
<b>GR 245863</b>	VisCon HP SST Fluid Heater 240V AC, 4000 W, 16.7A (Hazardous Location)
<b>GR 245867</b>	VisCon HP SST Fluid Heater 120V AC, 2300 W, 19.2A (Non-Hazardous Location)
<b>GR 245869</b>	VisCon HP SST Fluid Heater 240V AC, 4000 W, 16.7A (Non-Hazardous Location)

## Heated Hose Kit Assembly



- Heated hoses are used for high viscosity paints when long hose lengths are in use, or when the paint specification calls for it
  - Common hose assemblies incorporate a heated water jacket circulation kit
  - The GR 245-866 Kit includes 716 Husky diaphragm circulation pump, fittings, tubes, mounting bracket and reservoir tank – the actual heated hose needs to be purchased separately
  - Custom made to your requirements – please ask BlastOne for advice
  - Requires a Graco VisCon heater to heat water – refer above
- Ask BlastOne about a customized heated hose insulated assembly (specify length and hose ID required, pressure rating, solvent hose type, etc)**

Part Number	Description
<b>GR 24M224</b>	Heated Hose Kit (order VisCon and shrouded hoses separately)

## Feed Pumps



- Used to feed fluid from bulk 55 gallon (200 liter) drums
- Often required when spraying high viscosity coatings and complex 2X coatings to feed material directly into the inlet of the high pressure airless pump
- Other sizes and models are available – **please contact BlastOne**

Part Number	Description
<b>GM 256275</b>	Graco T2 2:1 Ratio Transfer Pump Kit
<b>GM 248825</b>	Graco Monark 5:1 Ratio Transfer Pump Kit
<b>GM 256433</b>	Graco President 10:1 Ratio Transfer Pump Kit



## Band Heaters



- Used for pre-heating of 5 gallon (20 liter) or 55 gallon (200 liter) drums
- Required when spraying in cold conditions or if the nature of the coating is such that it requires heat prior to entering the spray machine
- Some models have built-in thermostat to control temperature (may vary from picture)
- Flexible and rigid types available (*rigid metal shown*)

Part Number	Description
<b>SM HCB1</b>	Metal Band Heater, suit 200 Liter Drum, 240v 2400W
<b>SM HBAN3</b>	Metal Band Heater, suit 5 Gallon Drum (20 Liter), Heats to 425F - on 120VAC 550W
<b>SM HCFSR5</b>	Silicone Rubber 5 Gallon Drum Heater 120v, 50-425 Degrees F
<b>SM HCFSR55</b>	Silicone Rubber 55 Gallon Drum Heater 120v, 50-425 Degrees F

## Remote Mixing Manifolds



- Used for coatings with very short pot-life
- A and B components are delivered via separate airless hoses to the mix manifold
- The two components only mix as they flow out of the manifold
- Used in conjunction with plural component sprayers – **see page 338**
- Customized manifolds are available – **speak to BlastOne for more information**

Part Number	Description
<b>GR 256980</b>	Graco Remote Mixing Manifold Conversion Kit – 1/2" Ports (7250 psi Max WP)
<b>GR 255684</b>	Mixing Manifold, No Recirculation
<b>GR 256238</b>	Mixing Manifold Repair Kit, without Recirculation
<b>GR 255278</b>	Complete Severe Duty Shut-Off Check Valve
<b>SM W0646198</b>	Remote Mixing Manifold Kit – 3/4" Ports (with non-return valves and solvent flush <i>not shown</i> )

## Pail Mounted Agitators



### Small Air Powered Agitators

- Use for continuous paint agitation to maintain suspension and consistency e.g. zinc coatings
- 'Set and leave' control – frees the operator to attend to other work functions

Part Number	Description
<b>GR 222695</b>	Graco Air Powered Agitator (Single Prop SST – suits 20 Liter Pail)
<b>GR 222698</b>	Graco Air Powered Agitator (Single Prop SST – suits 200 Liter Drum)
<b>GR PRMB</b>	Pail Rim Mounting Bracket

### Air Powered Agitator Kit

- Suits 20 liter drum lid
- Includes short air tube with fittings, mounting clamps, and speed-control air needle valve
- Suitable to retrofit to pail mount Husky, or Triton pumps
- Waterborne-paint compatible, SST construction

Part Number	Description
<b>GR 245081</b>	Graco Air Powered Agitator Kit (does not include pail or lid)
<b>GR 226086</b>	Graco Air Powered Agitator Kit with Lid suit 20L Drum

## Drum Mounted Agitators



### Twistork

- Fits into 2" (50 mm) bung of 55 gallon (200 liter) drum
- Use for continuous agitation of single components to maintain consistency
- Required when pre-heating material in drums to spread the heat evenly through drum and prevent 'cooking' of resin

Other sizes and styles are available – please contact BlastOne

Part Number	Description
<b>GR 248824</b>	Twistork Helix Agitator Kit
<b>GR 224854</b>	Twistork Helix Agitator Only


## Static Mixers



- Uses heavy stainless steel reusable elements (pictured) – optional acetal versions
  - Used to blend two components in a single mixed material airless hose
  - Forces material to 'fold' together and agitate as it flows through the elements
- Contact BlastOne regarding the correct size, length and number of elements for your application

Part Number	Description	Length
<b>SM MIX100206</b>	1/4" Static Mixer – 6 Element, Stainless Steel, 8500 psi	3 3/4"
<b>SM MIX100212</b>	1/4" Static Mixer – 12 Element, Stainless Steel, 8500 psi	7"
<b>SM MIX100312</b>	3/8" Static Mixer – 12 Element, Stainless Steel, 7250 psi	9 1/2"
<b>SM MIX100406</b>	1/2" Static Mixer – 6 Element, Stainless Steel, 7250 psi	5 3/4"
<b>SM MIX100412</b>	1/2" Static Mixer – 12 Element, Stainless Steel, 7250 psi	11"
<b>SM MIX100612</b>	3/4" Static Mixer – 12 Element, Stainless Steel, 6000 psi	14 3/4"
<b>SM MIX100806</b>	1" Static Mixer – 6 Element, Stainless Steel, 4500 psi	9 1/2"
<b>SM MIX100812</b>	1" Static Mixer – 12 Element, Stainless Steel, 4500 psi	18 1/2"

Mixers, Stirrers and Drills



Jiffy Mixers

- Special twin blade head design
- Achieves proper effective mixing action
- Minimal air-entrainment
- Stainless steel construction
- Ring-bound blades for safe handling
- Available in 3 head sizes:
  - small HS
  - medium ES
  - large PS



Part Number	Description
<b>SM HS 2</b>	HS Jiffy Mixer with 15" (380 mm) Long, 1/4" (6 mm) Diameter Shaft – 1 Gallon (5 Liter) Pail
<b>SM HS 3</b>	HS Jiffy Mixer with 30" (760 mm) Long, 1/4" (6 mm) Diameter Shaft – 1 Gallon (5 Liter) Pail
<b>SM ES</b>	ES Jiffy Mixer with 20" (520 mm) Long, 3/8" (10 mm) Diameter Shaft – 2 1/2 Gallon (10 Liter) or 5 Gallon (20 Liter) Pail
<b>SM PS 2</b>	PS Jiffy Mixer with 40" (1015 mm) Shaft (1/2" Shaft) – 5 Gallon (20 Liter) Pail

Economy Mixer

- Spiral-ring mixing head, operates at 200-900 rpm
- Painted steel construction for strength

Part Number	Description
<b>SM ES 2T</b>	Economy Mixer, 16" (400 mm) Long, 3/8" (9.5 mm) Diameter Shaft – 1 Gallon (5 Liter) Pail
<b>SM ES 3T</b>	Economy Mixer, 24" (600 mm) Long, 1/2" (13 mm) Diameter Shaft – 5 Gallon (20 Liter) Pail

Hand Held Drills

- Use with a mixer or stirrer blade for manual blending of two-pack coatings, freshening up thixotropic product, stirring up zinc-suspension paint, etc.
- Air driven drills
- 1/2" drill features side attachment handlegrip
- Mixer not included – order separately

Part Number	Description
<b>HT YD1022</b>	3/8" Variable Speed Air Powered Drill (2000 rpm)
<b>HT YK1004R</b>	1/2" Reversible Air Powered Drill (600 rpm)

Pneumatic 2-handed Mixer

- High speed blending of two-pack coatings
- Will result in the highest component consistency



Part Number	Description
<b>HT YPHA2</b>	Pneumatic Mixer Drill 3/4" Chuck, suit 20-60 Litre Mixer, 1 HP, Heavy Duty, 1,000 RPM

## Nook 'n' Cranny Roller



- Thin profile roller for painting in narrow spaces
- Reaches where a brush can't!
- 4" (100 mm) wide roller
- Threaded handle adapts to pole for extended reach – see page 399 for extension poles

Part Number	Description
HT RNC100S	Nook 'n' Cranny Roller Frame 4"
HT RNC101	Nook 'n' Cranny Roller Covers – Fabric (Pack 10)
HT RNCM101	Nook 'n' Cranny Roller Covers – Mohair (Pack 10)
HT RNC103P	Nook 'n' Cranny Roller Covers – Foam (Pack 10)

## Pipe Painting Roller



- Formed frame, three-piece roller head
- HT RPP 90 will roll pipe up to 3 1/2" (90mm) diameter
- HT RPP 100 & 170 can be used on pipes up to 20" (500mm) diameter
- Saves time, outperforms flat rollers on pipework

Part Number	Description
HT RPP 90	Pipe Painting Roller with One Set of Covers
HT RPP 91	Pipe Painting Roller Covers – Pack of 30 (10 Sets)
HT RPP 100	Pipe Painting Roller – 4" (100 mm) wide, Flexible (see inset)
HT RPP 170	Pipe Painting Roller – 6 1/2" (165 mm) Wide, Flexible

## Standard Paint Roller Kits and Trays



### Paint Roller Kits

- Complete, ready-to-go
- Includes roller frame, cover and plastic tray

Part Number	Description
HT RK 075	Paint Roller Kit – 3" (75 mm)
HT RK 230	Paint Roller Kit – 9" (230 mm)
HT RK 270	Paint Roller Kit – 11" (280 mm)



### Paint Roller Trays

- Paint trays – stamp formed design
- Paint buckets – sheet metal construction with two carry handles

Part Number	Description
HT RTP 270	Plastic Paint Roller Tray – 11" (280 mm)
HT RTM 270	Metal Paint Roller Tray – 11" (280 mm)
HT RTM 430	Metal Paint Roller Bucket – 17" (430 mm)
HT RTM 530	Metal Paint Roller Bucket – 21" (530 mm)

Paint Roller Frames



- Heavy duty roller
- Threaded handle adapts to pole for extended reach – see page 399 for extension poles

Part Number	Description
HT RF 075	Paint Roller Frame – 3" (75 mm)
HT RF 180	Paint Roller Frame – 7" (180 mm)
HT RF 230	Paint Roller Frame – 9" (230 mm)
HT RF 270	Paint Roller Frame – 11" (280 mm)
HT RF 460	Paint Roller Frame – 11" to 18" (280 mm to 460 mm) Adjustable Yoke

Paint Roller Covers



- Available in premium or economy grade
- Supplied in pack quantities
- Specify required nap length
- Select 3" (75 mm), 7" (180 mm), 9" (230 mm), 11" (280 mm), 18" (460 mm) sizes




Please contact BlastOne for other sizes

Part Number	Description
HT RCP 27005	Premium 11" (280 mm) Roller Cover ¼" (6 mm) Nap
HT RCP 27012	Premium 11" (280 mm) Roller Cover ½" (12 mm) Nap
HT RCP 27020	Premium 11" (280 mm) Roller Cover ¾" (20 mm) Nap
HT RCP 27025	Premium 11" (280 mm) Roller Cover 1" (25 mm) Nap
HT RCP 27032	Premium 11" (280 mm) Roller Cover 1 ¼" (32 mm) Nap
HT RCE 27005	Economy 11" (280 mm) Roller Cover ¼" (5 mm) Nap
HT RCE 27012	Economy 11" (280 mm) Roller Cover ½" (12 mm) Nap
HT RCE 27020	Economy 11" (280 mm) Roller Cover ¾" (20 mm) Nap
HT RCE 27025	Economy 11" (280 mm) Roller Cover 1" (25 mm) Nap

Roller Type and Application Chart

¼" (1 mm)	½" (6 mm)	1" (12 mm)	1½" (20 mm)	2" (25 mm)	2½" (32 mm)
Fine finish, very thin coatings	Thin paints, finish coats	Medium thickness paints, industrial finish	Undercoats, thicker acrylics, medium build epoxies	Thick coatings, epoxies, large flat areas	High build epoxies, thick coatings, rough surfaces

Shedless Paint Dauber



- Used for applying paint in inaccessible and hard to reach areas
- "Shedless" design minimizes lint that is stuck in coatings

Part Number	Description
HT DAUBER200	Shedless Paint Dauber (Box 200)

## Paint Brushes



- Available in premium or economy bristle
- Premium bristle brushes supplied in pack quantities
- Economy bristle brushes supplied in pack quantities



Part Number	Description
HT BPP 025	Premium Paint Brush 1" (25 mm)
HT BPP 038	Premium Paint Brush 1½" (38 mm)
HT BPP 050	Premium Paint Brush 2" (50 mm)
HT BPP 063	Premium Paint Brush 2½" (63 mm)
HT BPP 075	Premium Paint Brush 3" (75 mm)
HT BPP 100	Premium Paint Brush 4" (100 mm)
HT BPE 025	Economy Paint Brush 1" (25 mm)
HT BPE 038	Economy Paint Brush 1½" (38 mm)
HT BPE 050	Economy Paint Brush 2" (50 mm)
HT BPE 063	Economy Paint Brush 2½" (63 mm)
HT BPE 075	Economy Paint Brush 3" (75 mm)
HT BPE 100	Economy Paint Brush 4" (100 mm)

## Radiator Brushes




Part Number	Description
HT BRP 025	Premium Radiator Brush 1" (25 mm)
HT BRE 025	Economy Radiator Brush 1" (25 mm)
HT BRP 050	Premium Radiator Brush 2" (50 mm)
HT BRE 050	Economy Radiator Brush 2" (50 mm)
HT BRP 075	Premium Radiator Brush 3" (75 mm)
HT BRE 075	Economy Radiator Brush 3" (75 mm)

## Miscellaneous Brushes



- Supplied in pack quantities

Part Number	Description
<b>Fitch Brushes</b>	
HT BF 25	Fitch Brush 1" (25 mm)
HT BF 18	Fitch Brush ¾" (18 mm)
HT BF 12	Fitch Brush ½" (12 mm)
HT BFR 8	Fitch Brush No.8 Round
<b>Wire Brush</b>	
HT BW PH	Wire Brush with Plastic Handle
<b>Gun Cleaning Brushes</b>	
GR 105-749	Gun Cleaning Brush Fanned Bristle (Each)
DE 42884 214	Gun Cleaning Brush ⅜" (10 mm) Spiral (Each)
DE 42884 215	Gun Cleaning Brush ⅝" (16 mm) Spiral (Pack 10)




Scrapers, Filling Blades, Wall Stripper, Snap-Off Knife

- Supplied in pack quantities




Paint Scrapers

Part Number	Description
HT SCP 025	Premium Paint Scraper 1" (25 mm)
HT SCP 050	Premium Paint Scraper 2" (50 mm)
HT SCP 075	Premium Paint Scraper 3" (75 mm)
HT SCP 100	Premium Paint Scraper 4" (100 mm)
HT SCE 025	Economy Paint Scraper 1" (25 mm)
HT SCE 050	Economy Paint Scraper 2" (50 mm)
HT SCE 075	Economy Paint Scraper 3" (75 mm)
HT SCE 100	Economy Paint Scraper 4" (100 mm)




Filling Blades

Part Number	Description
HT FB 050	Filling Blade 2" (50 mm)
HT FB 080	Filling Blade 3" (75 mm)
HT FB 120	Filling Blade 5" (125 mm)




Wall Stripper

Part Number	Description
HT WS 1	Wall Stripper 4" (100 mm) with Blade
HT WS 1B	Wall Stripper Replacement Blades (Pack 5)



Snap-Off Knife

Part Number	Description
HT KS 1	Snap-Off Retractable Knife (Each)
HT KS 1B	Snap-Off Replacement Blades (Pack 10)



Poly Sheeting

Part Number	Description
	Clear Poly Sheeting – see page 276




Paint Sticks and Stirrers


Part Number	Description
HT340732	Paint Stirrer (Pack 1000)

## Miscellaneous Painting Accessories

- Supplied in pack quantities




Skeleton Caulking Gun	
Part Number	Description
HT GSC 1	Skeleton Caulking Gun




Spinning Brush-and-Roller Cleaner	
Part Number	Description
HT CL SBR	Spinning Brush-and-Roller Cleaner




Sanding Head	
Part Number	Description
HT SP SH	Sanding Head (wooden or metal pole extra)



Extension Pole	
Part Number	Description
HT SP W12	Wooden Pole 4 ft (1.2 m)
HT SP M24	Metal Pole 4 ft - 8 ft (1.2-2.4 m) Extendable



Paint Container	
Part Number	Description
HT CP 3L	Paint Container 3.5 qt (3.3 Liter)
KC 007	Paint Container 5 Gallon (20 Liter)



Masking Tape	
Part Number	Description
HT MT 25	Masking Tape 1" x 165' (25 mm x 50 m) (Pack 36 Rolls)
HT MT 36	Masking Tape 1 1/2" x 165' (38 mm x 50 m) (Pack 24 Rolls)
HT MT 50	Masking Tape 2" x 165' (50 mm x 50 m) (Pack 24 Rolls)



Spike Shoes



- Spike shoes with replaceable spikes
- Easy to strap over any shoe size
- Polypropylene shoes have 19 mm spikes
- Heavy duty aluminum shoes have 25 mm spikes and a spring steel center joint

Part Number	Description
<b>FL M46106</b>	Polypropylene Spike Shoes (Pair)
<b>FL M46125</b>	Replacement Spikes (Set 26)
<b>FL M46105</b>	Heavy Duty Aluminum Spike Shoes (Pair) (special order)

Disposable Solvent Wipes/Rags



- Handy, disposable fabric cloths for wiping down surfaces with solvent, cleaning up paint spills, etc
- Suits any type of paints
- Other sizes and styles are available – **please contact BlastOne**

Part Number	Description
<b>NZ 625</b>	Polypropylene Envirowipes, 11 lbs (5 kg) (Carton)
<b>HT RAG15KG</b>	White Cotton Rags (15 kg bag)
<b>HT RAGWT</b>	Standard White T-Shirt Rags – 25 lbs box (220 qty)

Paint Measuring Jugs



- Solvent resistant plastic measuring jugs and buckets
- Ideal for measuring correct ratio of 2-component coatings when mixing small batches
- Measurement intervals and numbers are raised

Part Number	Description
<b>SM JM01</b>	0.26 qt (250 mL) Measuring Jug
<b>SM JM02</b>	0.53 qt (500 mL) Measuring Jug
<b>SM JM03</b>	1.06 qt (1 Liter) Measuring Jug
<b>SM JM04</b>	2.11 qt (2 Liter) Measuring Jug
<b>SM JM05</b>	3.17 qt (3 Liter) Measuring Jug
<b>SM JM06</b>	5.28 qt (5 Liter) Measuring Jug
<b>HT CP3L</b>	3.17 qt (3 Liter) Measuring Pail
<b>SM JM08</b>	15.85 qt (15 Liter) Measuring Pail
<b>SM JM09</b>	26.42 qt (25 Liter) Measuring Pail
<b>SM MX0431</b>	4L, 3:1 Ratio Graduation, Mixing Ruler
<b>SM MX0441</b>	4L, 4:1 Ratio Graduation, Mixing Ruler
<b>SM MX0461</b>	4L, 6:1 Ratio Graduation, Mixing Ruler
<b>SM MX2041</b>	20L, 4:1 Ratio Graduation, Mixing Ruler

## Floor Resurfacers and Toppers



### Wire Floor Resurfacer

- Multiple radial wire design gage rake
- Maintains a uniform coating thickness irrespective of the handle angle to the floor
- Excellent for floors with a heavy profile or surface pocking 0-16 mm

Part Number	Description
<b>FL M58609</b>	24" (610 mm) Wire Resurfacer with Threaded Handle Adaptor
<b>FL M68611</b>	Replacement Wires – Set of 3



### Cam Floor Topper

- Special cam gage rakes with threaded handle adaptor
- Maintains uniform thickness regardless of handle angle
- Excellent for applying uniform self-levelling toppings to relatively flat floor surfaces
- CAMS have 3 sides giving excellent life

Part Number	Description
<b>FL M57000</b>	24" (600 mm) CAM Floor Topper Frame (order CAMS separately)
<b>FL M57010</b>	36" (900 mm) CAM Floor Topper Frame (order CAMS separately)
<b>FL M57020</b>	48" (1200 mm) CAM Floor Topper Frame (order CAMS separately)
<b>FL M5708-__</b>	Pair of CAMS (specify size)

## Squeegee Frames and Rubbers



### Notched Squeegee Frames

- Available in a range of notch sizes, including no-notch rubbers to aid application of many coatings
- Rubbers sold separately
- Includes threaded handle adaptor
- Optional direct-bolted 66" (1.67 m) handle

Part Number	Description
<b>FL M78000</b>	16" (400 mm) Squeegee Frame (special order)
<b>FL M78010</b>	24" (600 mm) Squeegee Frame
<b>FL M78020</b>	36" (900 mm) Squeegee Frame (special order)



### Squeegee Rubbers

- Use Neoprene for water or oil-based coatings
  - Use EPDM for solvent based and clear coats
  - 16" (400 mm), 24" (600 mm) or 36" (900 mm) wide
  - Notch sizes: no-notch, 1/8", 3/16", 1/4", 3/8" (3.0, 4.5, 6.0, 9.5 mm)
- Please check availability of some notch sizes with BlastOne

Part Number	Description
<b>FL M790 __</b>	NEOPRENE Squeegee Rubbers (specify width/notch size)
<b>FL M792 __</b>	EPDM Squeegee Rubbers (specify width/notch size)

## Make Up Air Intake filters



- Filters for dehumidifiers and make up air units
- Filters are designed for outdoor use

Part Number	Description
<b>SA AFPF2304</b>	Standard MakeUp Air Inlet Filter (Box 4)

## Spray Booth Fiberglass Filter Media



- Conventional filter media, fire resistant
- Multi-layers of fiberglass mesh trap overspray particles
- Peel away the surface layer mesh fibers when overspray builds up
- Various styles and dimensions available – **contact BlastOne for details**

Part Number	Description
<b>SM FG150025</b>	Fibreglass Exhaust Filter Media, 1.5 m x 25 m
<b>SM BPFM20X2000</b>	Spray Booth FibreGlass Filter Media - 2.0 m x 20 m

## Spray Booth Pleated Paper Filter Media



- High efficiency (large surface area), wet-spray application filter
- Velocity-trap design maintains the air flow even when the filter becomes caked with overspray
- Concertina pleated for compact supply and disposal
- Various styles and dimensions available – **contact BlastOne for details**

Part Number	Description
<b>SM BSWH900</b>	Standard Spray Booth Filter Media (9.24 m x 0.9 m)
<b>SM BSWHE900</b>	Andreae High Efficiency Filter 900 mm (6.09 m x 0.9 m)
<b>SM BSWH1000</b>	Andreae Standard Filter 1000 mm (10.3 m x 1.0 m)
<b>SM BSWHE1000</b>	Andreae High Efficiency Filter 1000 mm (7.2 m x 1.0 m)
<b>SM FMR2200</b>	Prefilter Material 2.2 m x 30 m, Roll

## Inlet Plenum Filters



- Filters air coming into paint booth

Part Number	Description
<b>SA AFIN24x24-24</b>	Paint Booth Inlet Plenum Filters 24" x 24" (Box 24)

## Exhaust Filters



- Longlife paint booth filters
- Fiberglass

Part Number	Description
<b>SA AFAP24X24HD50</b>	22 Gram 24" x 24" Fiberglass Filter Pad Heavy Duty, Paint Arrestor Pad (Box 50)


## Exhaust Filter Grids



- Aluminum filter grids
- Maintain strong adhesion to exhaust filters for their entire service life

Part Number	Description
<b>SA FG2424</b>	24" x 24" Filter Grids

## 3M Spray Booth Protective Tape



- Protective tape for preserving life of your paint booth.
- Designed not to leave a film behind

Part Number	Description
<b>SA 4X1500PTSBW</b>	Spray Booth Protective Tape – 4' x 1500'
<b>SA 6X1500PTSBW</b>	Spray Booth Protective Tape – 6' x 1500'

## Flame Retardant Spray Booth Floor Covering



- Roll-out, protective floor covering
- Enables fast and easy spray booth cleanup – no scraping, stripping or rubbing
- White color helps to improve spray booth visibility
- Various roll widths and strengths available – **contact BlastOne for details**

Part Number	Description
<b>SM BT7270FR</b>	Flame Retardant, Standard, 70# – 72" (1.83 m) Wide x 500' (152 m) Long
<b>SB 72HSFRP</b>	Flame Retardant, High Strength Spray Booth Floor Covering 72" x 300' Roll
<b>SA BT7270FR</b>	Spray Booth FR Floor Covering 70# – 72" (1.83 m) Wide x 500' (152 m) Long


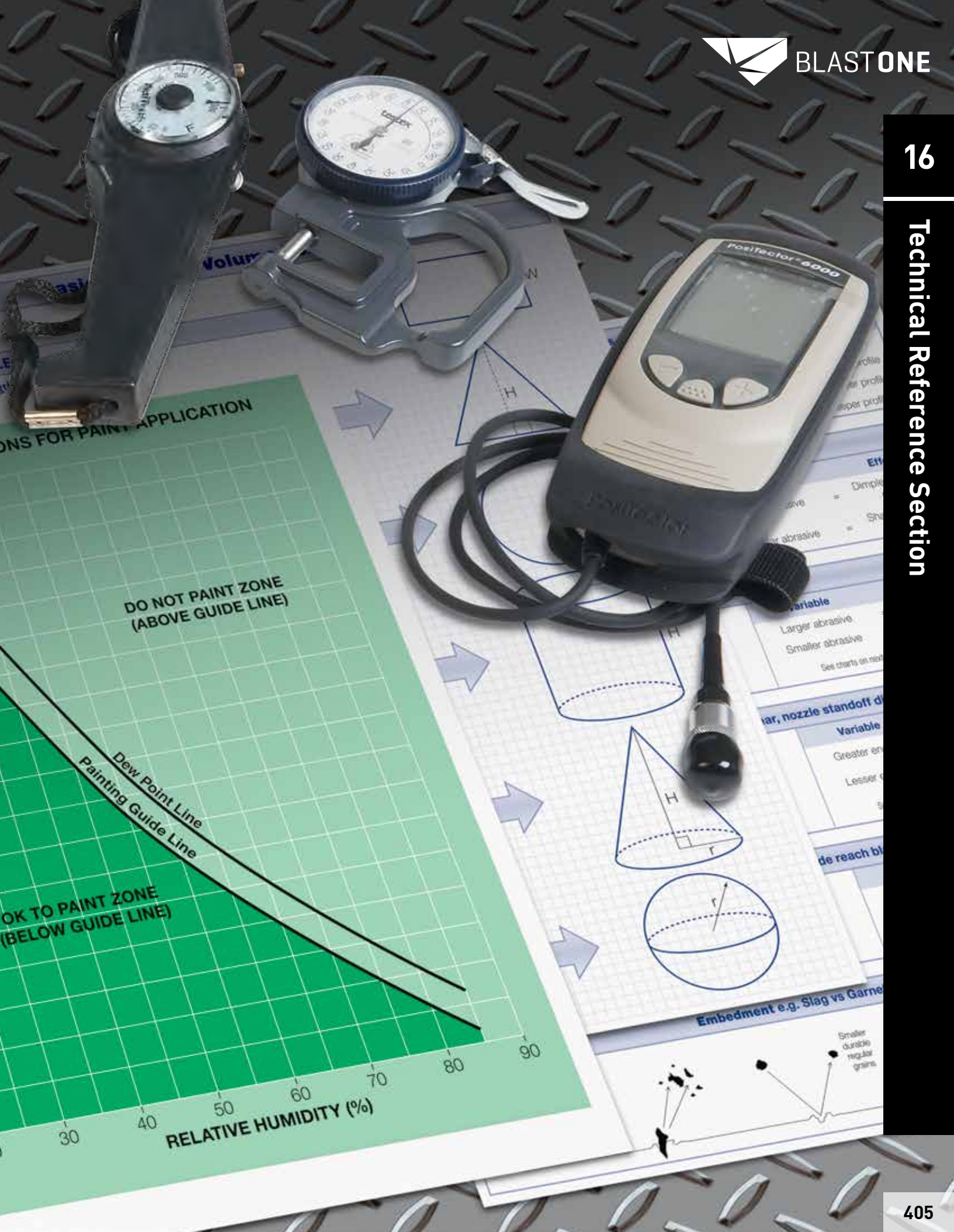
## Peelable Spray Booth Wall Coating



- Spray-On, Peel-Off wall coating
- Simplifies spray booth cleanup – peel overspray covered coating off the wall and apply a fresh coating
- White coating for walls improves spray booth visibility
- Clear coating for windows and lights

Contact BlastOne for technical details

Part Number	Description
<b>SM BWB _</b>	Water Based – specify size, color, substrate, etc
<b>SM BSP _</b>	Solvent Based – specify size, color, substrate, etc



Variable  
Larger abrasive  
Smaller abrasive  
See charts on next page

Variable  
Greater embedment  
Lesser embedment

Embedment e.g. Slag vs Garnet

Smaller durable regular grains

Technical Reference Section: Contents

**Checklists – Abrasive Blasting & Spray Painting** **Page 410**

Abrasive Blasting System: Daily Component Checklist..... 410  
 Spray Painting System: Daily Component Checklist..... 412  
 Blasting and Spray Safety Warnings..... 414

**Abrasive Blasting** **Page 416**

Handy Hints and Tips that could increase your profits ..... 416  
     Bull Hoses ..... 416  
     Compressor Size is very important ..... 416  
     Hose Selection Guide ..... 416  
     Blast Hose ..... 417  
     Checking Nozzle Pressure..... 418  
     Checking Abrasive Settings ..... 418  
 Handy Hints and Tips to help make your job safer ..... 419  
     Safeguard your couplings and your life..... 419  
     Operator Protection Requirements ..... 419  
     Blast Helmet Lenses..... 420  
     Respirators..... 421  
     Hearing Protective Equipment ..... 422  
     Appropriate Hearing Protective Equipment to use ..... 423  
 Abrasive Blasting Technical Data Tables..... 424  
     Air Consumption (CFM) per Blast Nozzle Using Garnet Abrasive ..... 424  
     Nozzle Pressure vs Efficiency..... 424  
     Hose Selection Guide for Blasting at 100 psi Nozzle Pressure ..... 424  
     Typical ID - OD Relationship In Common Blast Hose..... 424  
     English USA Units/Metric Conversion Chart ..... 424  
 Nozzle Pressure vs Blasting Efficiency ..... 425  
 Cost Effective Blast Cleaning (English USA Units) ..... 426  
 Cost Effective Blast Cleaning (Metric Units) ..... 427  
 Cost Comparison between Garnet and Staurolite ..... 428  
 Cost Comparison between Garnet and Slag ..... 429  
 How to Choose your Abrasive Correctly ..... 430  
     The Shake Test..... 430  
     Testing for Dust on a Blast Cleaned Surface ..... 431

Technical Reference Section: Contents

**Surface Preparation** **Page 432**

- Surface Preparation Grades of Blast Cleaned Steel .....432
- Surface Profile .....434
  - Understanding Surface Profile .....434
  - The difference between Surface Profile and Class of Blast .....434
  - The Pitfalls of Surface Profile.....434
  - Factors which have an Effect on Surface Profile .....435
- Abrasive Size vs Profile (English USA Units).....436
- Abrasive Size vs Profile (Metric Units).....437
- Measuring Surface Profile: Replica Tape Method.....438
- Coatings, Filtration and Viscosity Information .....439
- Hepa / Merv Filter Conversion Chart .....440
- Recommended Ventilation for Various Sized Tanks.....441
- Dust Collector Ventilation Guide .....441
- Abrasive Size Conversion Chart.....441
- Surface Cleanliness: Subtle Contaminants.....442
  - Salt (specifically Chloride Ions) .....442
  - Oil-Grease (Thin Film).....442
  - Dust/Debris .....442
- Checking Compressed Air Quality .....443
  - Why compressed air quality is critical.....443
  - Contaminants to check in the compressed air.....443
  - Recommended check intervals .....443
  - Blotter Paper Method to check air quality .....443

**Coating Application and Testing** **Page 444**

- Climatic Conditions for Safe Painting .....444
  - Dewpoint.....444
  - Calculation Chart .....444
- Psychrometric Chart .....445
- Paint Application Tables (English USA Units).....448
  - Corrected Volume Solids Calculation Formula (English USA Units).....448
  - Corrected Volume Solids Reference Table (English USA Units).....448



Technical Reference Section: Contents

**Coating Application and Testing, *continued***

**Page 444**

Application Wet Film Thickness Calculation Formula (English USA Units) ..... 448

Application Wet Film Thickness Reference Table (English USA Units)..... 448

Paint Application Tables (Metric Units)..... 449

Corrected Volume Solids Calculation Formula (Metric Units)..... 449

Corrected Volume Solids Reference Table (Metric Units) ..... 449

Application Wet Film Thickness Calculation Formula (Metric Units)..... 449

Application Wet Film Thickness Reference Table (Metric Units) ..... 449

Paint Application Information (English USA Units) ..... 450

Theoretical Spreading Rate Calculation Formula (English USA Units)..... 450

Theoretical Spreading Rate Reference Table (English USA Units)..... 450

Paint Application Information (Metric Units)..... 450

Theoretical Spreading Rate Calculation Formula (Metric Units) ..... 450

Theoretical Spreading Rate Reference Table (Metric Units) ..... 450

Paint Application Information ..... 451

High Voltage 'Spark Test' Holiday Detector Voltage Calculation..... 451

Airless Spray - Fluid Pressure Loss Calculation ..... 451

**Formulas, Facts and Figures**

**Page 452**

Threaded Pipe Fitting Sizes and Dimensions ..... 452

Compressed Air Pressure Loss Reference Tables ..... 454

Hoseline Pressure Loss..... 454

Threaded Pipe Fittings Pressure Loss ..... 455

Surface Area Reference Tables (English USA Units) ..... 456

Universal 'S' Section Beams..... 456

Channels / 'C' Section Beams ..... 457

Angles / 'L' Sections ..... 458

Surface Area Reference Tables (Metric Units) ..... 460

Universal Beams..... 460

Universal Columns..... 460

Taper Flange Beams, Channels and Junior Universal Beams ..... 461

External Surface Areas of Hollow Sections..... 461

External Surface Areas of Circular Hollow Sections ..... 462

Steel Plate Areas ..... 462

Technical Reference Section: Contents

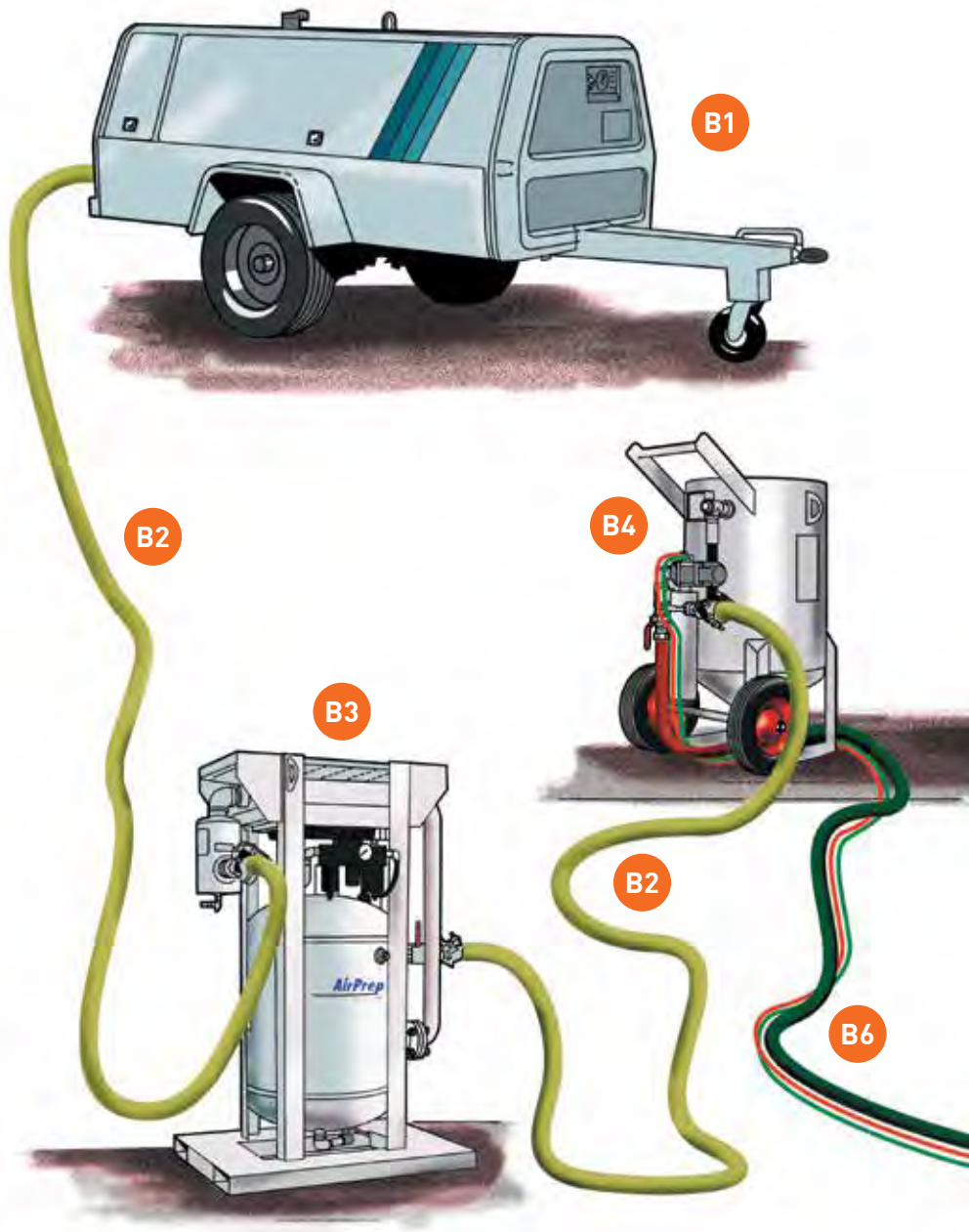
**Formulas, Facts and Figures, *continued*** **Page 452**

Surface Areas of Angles .....	463
Basic Area and Volume Formulae.....	464
Rectangle, Triangle, Circle, Cylinder, Cone & Sphere .....	464
Conversion Factors.....	465
English USA to Metric Units.....	465
Metric to English USA Units.....	465
Conversion Tables.....	465
Pressure.....	466
Temperature .....	466
Ventilation Flow Rates .....	467
Compressed Air Supply Flow Rates .....	467
Quick Cross Reference to some useful Industry Standards, Technical Guidelines and Publications ....	468
Paints/Coatings.....	468
Surface Preparation – Abrasives.....	469
Surface Preparation – Abrasive Blasting and Other Methods.....	470
Site Safety and Portable Equipment.....	471
Respiratory Protection, Dusts .....	471
Lead Paint and Containment .....	471
Coating Application .....	471

**DISCLAIMER:** All and any tables, calculations, factors, formulas, procedures, data, 'information', photographs, pictures, illustrations, lists, references, summaries, text, descriptions, methods, tests, comparisons, checks, charts, graphs, figures etc., in this Technical Reference section, are a guide only and shall not be taken as either approved nor standard nor complying for any of the topics or aspects, and neither is any claim made as to the completeness or accuracy of the 'information'. It is the responsibility of the reader and/or users of this 'information' to separately determine and verify the correct method, formula, factor, procedure, data, etc. for determining any such topics or aspects as directed or required or indicated in or by any work specifications and/or standards. BlastOne expressly disclaims any liability for the use or misuse of the 'information'.

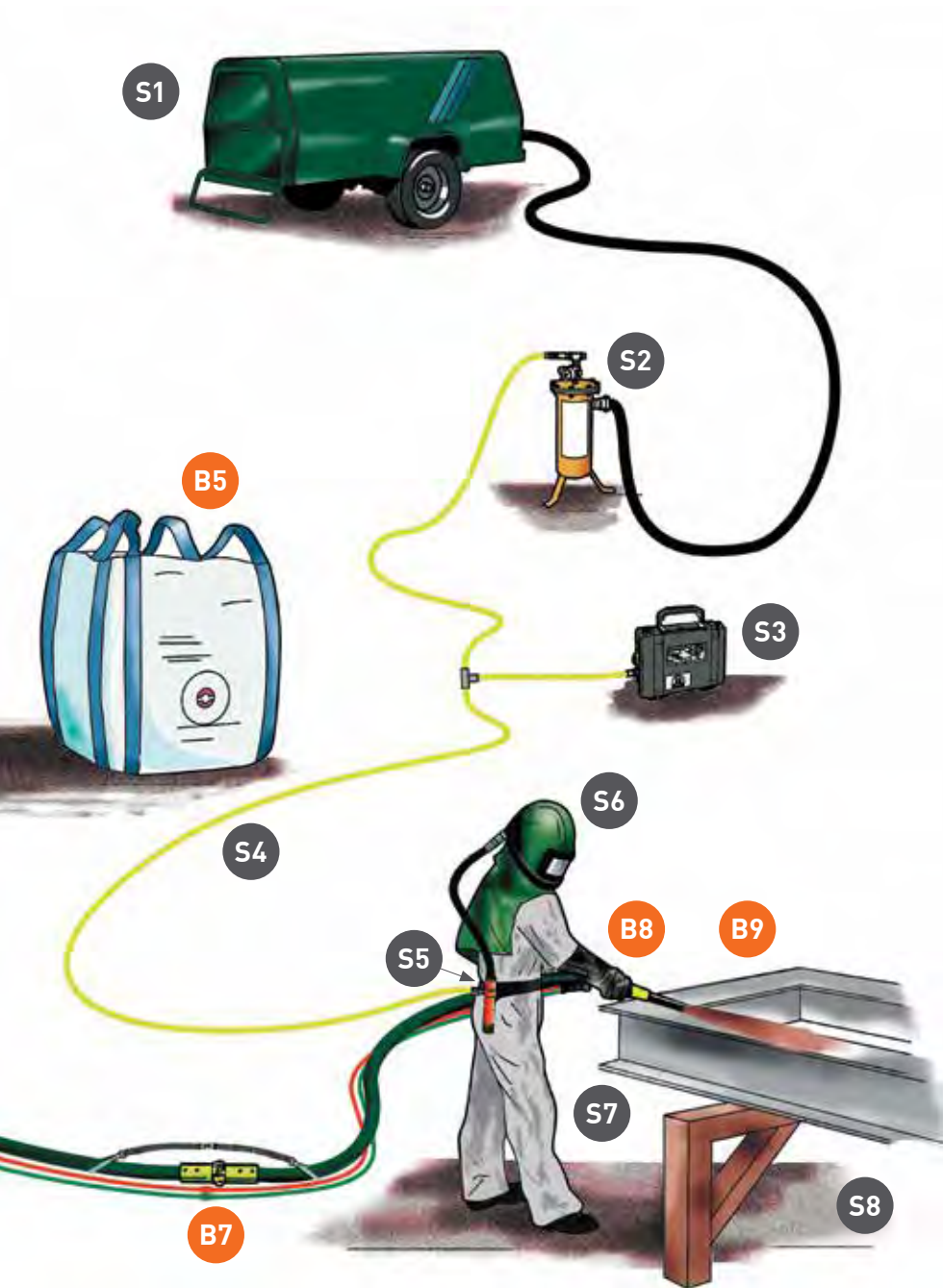
BLAST COMPONENTS	DAILY CHECKLIST	
	PRE-REQUIREMENTS	
<b>B1 Air Compressor</b>	<input checked="" type="checkbox"/>	<input checked="" type="checkbox"/>
<ul style="list-style-type: none"> <li>Fully maintained and serviced</li> <li>Capable of 125psi discharge pressure</li> <li>Located upwind and away from the blasting area</li> <li>High volume output (typically 300+ cfm per nozzle) based on nozzle size requirements plus 50% wear allowance (plus 30 cfm of quality breathing air per operator)</li> <li>High temperature safety cut out</li> <li>Oil and particulate filter separator</li> </ul>	<input type="checkbox"/>	<input type="checkbox"/>
<b>B2 Blast Air Supply Hose</b>	<input type="checkbox"/>	<input type="checkbox"/>
<ul style="list-style-type: none"> <li>Large bore hose (4 times nozzle orifice minimum)</li> <li>Large connector fittings with whipchecks and/or safety chains installed</li> </ul>	<input type="checkbox"/>	<input type="checkbox"/>
<b>B3 Air Moisture Control</b>	<input type="checkbox"/>	<input type="checkbox"/>
<ul style="list-style-type: none"> <li>Regularly cleaned and maintained</li> <li>Compressed air moisture removal system with final moisture separator</li> <li>Large porting</li> </ul>	<input type="checkbox"/>	<input type="checkbox"/>
<b>B4 Blast Machine</b>	<input type="checkbox"/>	<input type="checkbox"/>
<ul style="list-style-type: none"> <li>Remote Control Valve System checked/maintained</li> <li>Abrasive Metering Valve and fittings checked/maintained</li> <li>Lid and screen (portable hoppers) fitted</li> <li>AS Standard Approved Design</li> </ul>	<input type="checkbox"/>	<input type="checkbox"/>
<b>B5 Blast Abrasive</b>	<input type="checkbox"/>	<input type="checkbox"/>
<ul style="list-style-type: none"> <li>Kept dry and protected</li> <li>Small palletized bags or bulk bags</li> <li>Safe, approved, productive, abrasive media</li> <li>Free of harmful substances (health or environmental)</li> </ul>	<input type="checkbox"/>	<input type="checkbox"/>
<b>B6 Blast Hose</b>	<input type="checkbox"/>	<input type="checkbox"/>
<ul style="list-style-type: none"> <li>Kept as straight and as short as possible (drawn curved to show perspective) – checked daily for wear or soft spots</li> <li>Abrasive resistant hose sized 3–5 times the nozzle orifice</li> <li>Heavy wall hose for extension lengths, Superflex for nozzle end flexibility</li> </ul>	<input type="checkbox"/>	<input type="checkbox"/>
<b>B7 Blast Couplings/Connectors</b>	<input type="checkbox"/>	<input type="checkbox"/>
<ul style="list-style-type: none"> <li>Checked daily for gasket and component wear, and air leaks</li> <li>External connectors properly fitted</li> <li>Lockpins and whipchecks installed</li> </ul>	<input type="checkbox"/>	<input type="checkbox"/>
<b>B8 Remote Control Handle</b>	<input type="checkbox"/>	<input type="checkbox"/>
<ul style="list-style-type: none"> <li>Check and maintain for safe operation</li> <li>Fast acting, under direct positive control of the operator</li> <li>Pneumatic or electric operation</li> <li>Optional abrasive cut off control</li> </ul>	<input type="checkbox"/>	<input type="checkbox"/>
<b>B9 Blast Nozzle</b>	<input type="checkbox"/>	<input type="checkbox"/>
<ul style="list-style-type: none"> <li>Checked routinely for air pressure and liner/thread wear or damage</li> <li>Fast acting, under direct positive control of operator</li> <li>Sized to suit air and workpiece requirements</li> <li>Long venturi (and other designs) with durable wear liner</li> </ul>	<input type="checkbox"/>	<input type="checkbox"/>

# Abrasive Blasting System:



**DISCLAIMER:** The above information is only a guide and does not represent nor claim to be either a full or complete or accurate nor an approved or standard method of checking blast cleaning equipment or components. It is the responsibility of the reader and/or users of this information to separately determine and verify each and/or any guideline, regulations, tests, checks, etc. for equipment and/or setup as directed or indicated or required in or by any work specifications and/or standards. BlastOne expressly disclaims any liability for the use or misuse of the above information.

# Daily Component Checklist

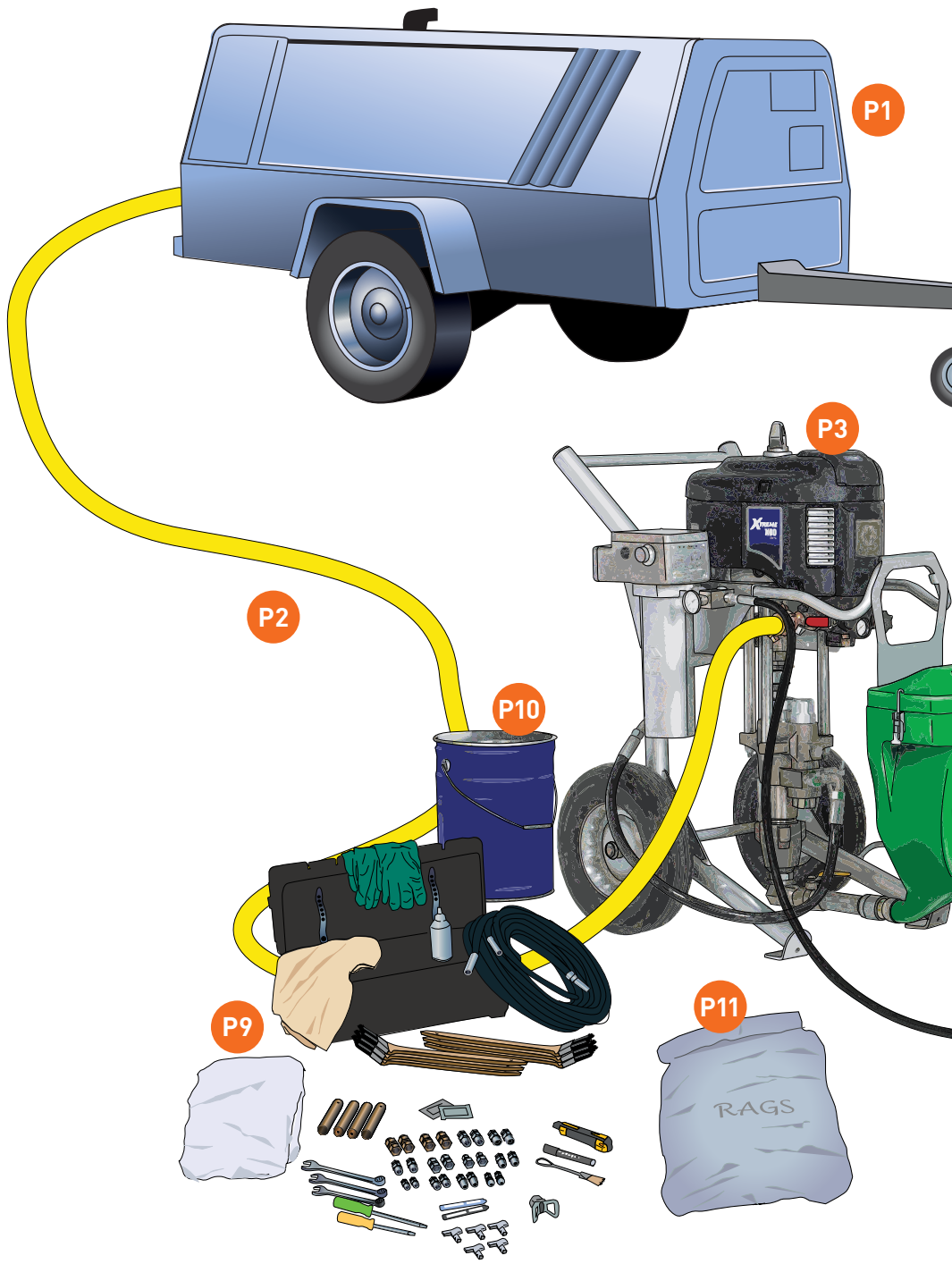


Use this handy reference daily checklist to analyse your key requirements

OPERATOR SAFETY COMPONENTS	DAILY CHECKLIST	
	PRE-REQUIREMENTS	
<b>S1 Breathing Air Source</b>	<input checked="" type="checkbox"/>	<input checked="" type="checkbox"/>
<ul style="list-style-type: none"> <li>Checked and maintained on a regular basis</li> <li>Located in a clean air atmosphere, upwind and away from the blast area and engine exhaust fumes</li> <li>Approved air compressor or dedicated breathing air compressor or air pump or bottled breathing air or other approved supply</li> </ul>	<input type="checkbox"/>	<input type="checkbox"/>
<b>S2 Breathing Air Filter</b>	<input type="checkbox"/>	<input type="checkbox"/>
<ul style="list-style-type: none"> <li>Cartridges require regular programmed replacement</li> <li>Filters and regulates the breathing air supply</li> </ul>	<input type="checkbox"/>	<input type="checkbox"/>
<b>S3 Carbon Monoxide Monitor or Converter Monitor</b>	<input type="checkbox"/>	<input type="checkbox"/>
<ul style="list-style-type: none"> <li>Checked, tested and calibrated on a routine basis</li> <li>Samples air and safeguards against toxic, carbon monoxide gas</li> <li>Ensures carbon monoxide level is below 10ppm [11 milligram/m<sup>3</sup>] as per AS1715</li> </ul>	<input type="checkbox"/>	<input type="checkbox"/>
<b>S4 Breathing Air Line</b>	<input type="checkbox"/>	<input type="checkbox"/>
<ul style="list-style-type: none"> <li>Fitted with threaded screw-type connector or AS 1715 approved 'Safety Type' coupling with two distinct actions required for disconnection</li> <li>AS Standard approved and marked</li> </ul>	<input type="checkbox"/>	<input type="checkbox"/>
<b>S5 Climate Control Tube</b>	<input type="checkbox"/>	<input type="checkbox"/>
<ul style="list-style-type: none"> <li>Air temperature control within 15°C – 25°C range for operator comfort</li> <li>Complies with requirements of AS 1715</li> </ul>	<input type="checkbox"/>	<input type="checkbox"/>
<b>S6 Blast Helmet (Respirator)</b>	<input type="checkbox"/>	<input type="checkbox"/>
<ul style="list-style-type: none"> <li>Inspected and maintained for wear and tear to the cape, collar, head gear and visor as per AS 1715 requirements</li> <li>Inner lens in place for impact protection</li> <li>Supplied with minimum 170 liters/minute breathing quality air as per AS 1715</li> <li>Air quality regularly tested and test records maintained as per AS 1715 requirements to check the following levels of contaminants: Oil below 1 milligram/m<sup>3</sup>, Carbon Monoxide below 10 ppm [11 milligrams/m<sup>3</sup>], Carbon Dioxide below 800 ppm [1400 milligrams/m<sup>3</sup>], Oxygen between 19.5 and 22.0%</li> <li>Issued on an exclusive use basis (or shared use only with an AS 1715 approved programme for extensive and stringent cleaning, disinfecting, and recording)</li> <li>Earplugs and/or earmuffs essential for hearing protection</li> <li>Optional communication equipment</li> <li>Optional blast light illumination kit</li> </ul>	<input type="checkbox"/>	<input type="checkbox"/>
<b>S7 Other Protective Clothing</b>	<input type="checkbox"/>	<input type="checkbox"/>
<ul style="list-style-type: none"> <li>Leather gloves/gauntlets</li> <li>Blast suit/protective overalls</li> <li>Safety footwear</li> </ul>	<input type="checkbox"/>	<input type="checkbox"/>
<b>S8 Work Hazards</b>	<input type="checkbox"/>	<input type="checkbox"/>
<p>Check, control and eliminate wherever possible:</p> <ul style="list-style-type: none"> <li>Physical dangers – tripping, falling, crushing</li> <li>Toxic substances e.g. lead, arsenic, cyanide, heavy metals, chromates, free silica, etc. present either in the abrasive, the coating, the substrate or the environment</li> </ul>	<input type="checkbox"/>	<input type="checkbox"/>

# Spray Painting System:

PAINT COMPONENTS	DAILY CHECKLIST	
	PRE-REQUIREMENTS	
<b>P1 Air Compressor</b>	<ul style="list-style-type: none"> <li>Fully maintained and serviced</li> <li>Capable of 125psi discharge pressure</li> <li>Positioned upwind and away from working area</li> <li>High volume of breathing air quality if separate dedicated compressor not used</li> <li>High temperature cut out</li> <li>Oil and particulate filter separator</li> </ul>	<input checked="" type="checkbox"/> <input checked="" type="checkbox"/>
<b>P2 Paint Air Supply Hose</b>	<ul style="list-style-type: none"> <li>Large bore hose</li> <li>Large connector fittings with whipchecks and/or safety chains installed</li> </ul>	<input type="checkbox"/> <input type="checkbox"/>
<b>P3 Paint Pump</b>	<ul style="list-style-type: none"> <li>Fully maintained and serviced on a regular basis</li> <li>Check and top up throat seal liquid daily</li> <li>Completely cleaned immediately after each operation</li> <li>Keep pump 'wet' at all times – leave solvent in pump after use, for long storage periods, use Diesel, Kerosine or Pump Armor</li> </ul>	<input type="checkbox"/> <input type="checkbox"/> <input type="checkbox"/> <input type="checkbox"/>
<b>P4 Paint Line</b>	<ul style="list-style-type: none"> <li>Rated pressure must be greater than maximum rated pressure of pump and undamaged</li> </ul>	<input type="checkbox"/>
<b>P5 Paint Line Whip Hose</b>	<ul style="list-style-type: none"> <li>Rated pressure must be greater than maximum rated pressure of pump and undamaged</li> </ul>	<input type="checkbox"/>
<b>P6 Spray Gun</b>	<ul style="list-style-type: none"> <li>Check Spray Gun is clean and fully operational (clean with thinners, etc.)</li> <li>Ensure Tip Guard is in place</li> <li>Ensure correct tip size is used for product being applied</li> <li>Ensure gun rated pressure is above pump rated pressure</li> </ul>	<input type="checkbox"/> <input type="checkbox"/> <input type="checkbox"/> <input type="checkbox"/>
<b>P7 Reversible Air Drill and Mixer/Stirrer</b>	<ul style="list-style-type: none"> <li>Ensure Air Drill is in good working order</li> <li>Mixer/Stirrer is clean and free from contaminants</li> <li>For 2 component coatings – 2 Air Drills and Mixer/Stirrers required</li> </ul>	<input type="checkbox"/> <input type="checkbox"/> <input type="checkbox"/>
<b>P8 Drum(s) for Mixing Paint</b>	<ul style="list-style-type: none"> <li>Clean straight sided tin(s) for mixing paint</li> </ul>	<input type="checkbox"/>
<b>P9 Painter's Tool Box</b>	<ul style="list-style-type: none"> <li>Contains spares, tools, gloves for mixing, brushes, fittings, etc</li> </ul>	<input type="checkbox"/>
<b>P10 Extra Drum</b>	<ul style="list-style-type: none"> <li>Disposal drum for waste paint and used Thinner residue</li> </ul>	<input type="checkbox"/>
<b>P11 Bag of Rags</b>	<ul style="list-style-type: none"> <li>These are a must for general use and any spills or leaks</li> </ul>	<input type="checkbox"/>



**DISCLAIMER:** The above information is only a guide and does not represent nor claim to be either a full or complete or accurate nor an approved or standard method of checking blast cleaning equipment or components. It is the responsibility of the reader and/or users of this information to separately determine and verify each and/or any guideline, regulations, tests, checks, etc. for equipment and/or setup as directed or indicated or required in or by any work specifications and/or standards. BlastOne expressly disclaims any liability for the use or misuse of the above information.

# Daily Component Checklist



Use this handy reference daily checklist to analyse your key requirements

OPERATOR SAFETY COMPONENTS	DAILY CHECKLIST PRE-REQUIREMENTS
<b>S1 Breathing Air Source</b>	<ul style="list-style-type: none"> <li>Checked and maintained on a regular basis</li> <li>Located in a clean atmosphere, upwind and away from the working area and engine exhaust fumes</li> <li>Approved air compressor or dedicated air compressor or air pump or bottled breathing air or other approved supply</li> </ul>
<b>S2 Breathing Air Filter</b>	<ul style="list-style-type: none"> <li>Cartridges require regular programmed replacement</li> <li>Filters and regulates the breathing air supply – ensure in excellent working order</li> </ul>
<b>S3 CO Monitor and Alarm</b>	<ul style="list-style-type: none"> <li>Check CO Monitor is active, tested and calibrated on a regular basis</li> <li>If audible, check sound level is high enough</li> <li>Ensure carbon monoxide level is below 10ppm</li> </ul>
<b>S4 Breathing Air Line</b>	<ul style="list-style-type: none"> <li>Fitted with threaded screw-type connector or AS 1715 approved 'Safety Type' coupling with 2 distinct actions required for disconnection</li> <li>AS Standard, approved and marked</li> </ul>
<b>S5 Climate Control Tube</b>	<ul style="list-style-type: none"> <li>Air temperature control within 60°F - 77°F (15°C - 25°C) range for operator comfort and to comply with requirements of AS 1715</li> </ul>
<b>S6 Air Fed Hood</b>	<ul style="list-style-type: none"> <li>Check for air leaks or loose fittings – ensure no breathing air is escaping to atmosphere</li> <li>Check for overhead hazards – Optional Hard Hat Compatible hoods are available</li> <li>Supplied with minimum 45 gal/minute breathing quality air</li> <li>Air quality regularly tested and test records maintained as per AS 1715 requirements to check the following levels of contaminants: Oil below 1 milligram/m<sup>3</sup>, Carbon Monoxide below 10 ppm (11 milligrams/m<sup>3</sup>), Carbon Dioxide below 800 ppm (1400 milligrams/m<sup>3</sup>), Oxygen between 19.5 and 22.0%</li> <li>For use in atmosphere not Immediately Dangerous to Life or Health (IDLH)</li> <li>Issued on an exclusive use basis (or shared with an approved programme for extensive and stringent cleaning, disinfecting and recording)</li> <li>Earplugs and/or earmuffs where necessary</li> <li>Communication equipment where necessary</li> </ul>
<b>S7 Other Protective Clothing and Equipment</b>	<ul style="list-style-type: none"> <li>Gloves</li> <li>Protective overalls or similar</li> <li>Safety Footwear</li> <li>Safety Footwear covers</li> <li>First Aid Kit</li> </ul>
<b>S8 Work Hazards</b>	<ul style="list-style-type: none"> <li>Check, control and eliminate any hazards:</li> <li>Physical dangers – tripping, falling, crushing</li> <li>Overspray</li> </ul>



## BLASTING SAFETY



### Equipment Misuse Hazard

Equipment misuse can cause blast equipment to rupture, malfunction or start unexpectedly and result in serious injury or death.

- Abrasive blast equipment is for trained specialist use only.
- Read and understand all instruction manuals, tags and labels before operating the equipment.
- Use abrasive blast equipment only for its intended purpose. If you are uncertain about its usage, contact your BlastOne dealer.
- Do not alter or modify the abrasive blast equipment. Use only genuine replacement parts and accessories.
- Check the equipment daily. Repair or replace any worn or damaged components and parts immediately.
- Do not exceed the maximum working pressure of the lowest-rated system component. Refer to the Technical Data in the equipment manual for the maximum working pressure of the blast equipment.
- Do not use crystalline silica, beach sand, river sand (or any other sand), metal refining slags, silicates or abrasives containing any trace heavy metals or biological micro-organisms. Such use could result in severe illness, serious injury, or death.
- Do not use hoses to pull the blast equipment.
- Route hoses as straight as possible and away from traffic areas, sharp edges, moving parts and hot surfaces.
- Do not expose blast equipment and hoses to temperatures above 66°C (150°F) or below 0°C (-32°F).
- Full personal protective equipment is required to operate blast equipment.
- Do not lift or move pressurized blast equipment.
- Comply with all applicable environmental and safety regulations.
- Do not cut or weld the blast machine shell. Such action affects the integrity of the pressure vessel and renders any manufacturer certification, or test approval, null and void.
- Striking an abrasive blast machine with a hard object such as a hammer or other hard implement, in an attempt to open, service or unclog the machine while it is under pressure, could result in serious injury or death.

### Abrasion Hazard

Air and abrasive spray from the nozzle or leaks or ruptured components can cause extremely serious injury, including temporary and permanent loss of eyesight, maiming, amputation or death.

- Abrasive injected into the skin might look like just a cut, but it is a serious injury. Get immediate medical attention.
- Do not point the blast nozzle at anyone or any part of the body.
- Do not put your hand or fingers over the blast nozzle.
- Do not stop or deflect leaks with your hand, body, glove or rag.
- Keep clear of exhaust valve 'blow-down' hoses.
- Always have the deadman handle on the hose assembly when blasting.
- Check the remote control operation daily. Refer to the manual.
- Be sure the deadman trigger safety-lockout operates before blasting.
- Check the deadman trigger safety-lockout when you stop blasting.
- Follow the Pressure Relief Procedure in the instruction manual if the nozzle clogs and before cleaning, checking or servicing equipment.
- Check and tighten all air connectors before operating the equipment.
- Check the hoses, tubes and couplings daily. Replace any worn or damaged parts immediately. Do not repair high pressure couplings; you must replace the entire blast hose.
- Inspect blast hose before each use for cuts, cracks, worn spots, bulges, chemical attack, kinks or any other damage.
- Hoses must have clip locks and – or whip checks correctly fitted on both ends, to prevent accidental disconnection.
- Wear full personal protective equipment including approved air-fed blast helmet, hearing protection, heavy canvas or leather gloves, apron and arm protection and safety footwear.

### Moving Parts Hazard

Moving parts, such as a pop-up valve, can pinch or amputate your fingers.

- Equipment is remotely operated and can start and stop unexpectedly.
- Keep clear of all moving parts when starting or operating the equipment.
- Before servicing the equipment, follow the Pressure Relief Procedure in the instruction manual to prevent equipment from starting unexpectedly.
- Hoses must have lockpins and or whip checks correctly fitted to both ends.

### Fire and Explosion Hazard

Improper grounding, poor ventilation, open flames or sparks can cause a hazardous condition and result in a fire or explosion and serious injury.

- Ground the blast equipment and the object being blasted. Refer to the Grounding procedure in the instruction manual.
- If there is any static sparking or you feel an electric shock while using the equipment, stop blasting immediately. Do not use the equipment until you identify and correct the problem.
- Provide fresh air ventilation to avoid the buildup of toxic and nuisance dust from unknown or hazardous elements on the surface being blasted.
- Keep the work area free of debris, including solvent, rags and petrol.
- Electrically disconnect all equipment in the blast area.
- Extinguish all open flames or pilot lights in the blast area.
- Do not smoke in the blast area.

### Toxic Substance Hazards

Hazardous waste or toxic dust can cause serious injury or death if contacted with the eyes or on the skin, inhaled or swallowed.

- Know the specific hazards of the material you are blasting.
- Test the work surface – prior to blasting – for the presence of lead, zinc chromate or any other hazardous substances.
- Store hazardous waste in an approved container. Dispose of hazardous waste according to all local, state and national guidelines.
- Always wear protective eyewear, gloves, clothing and respirator as recommended by the WorkSafe regulations and code of practice.
- Do not use crystalline silica, beach sand, river sand or other silica sand.
- Crystalline Silica is recognized world-wide as a Class 1 carcinogen.
- Do not use metal-refining slags, silicates or abrasives containing any trace heavy metals or biological micro-organisms. Such use could result in severe illness, serious injury or death.
- Request a current copy of the Material Safety Data Sheet [MSDS] for the abrasive and carefully scrutinize it for any hazardous elements.
- Abrasive blasting requires the use of a positive pressure air fed helmet.
- Use certified breathing air hose and screw-type connectors or approved double-action safety quick-connect couplings.
- Replace 'canister type' breathing air filter cartridges every 3 months or 400 hours, whichever is sooner. Change cartridge immediately if the user feels smells or tastes any objectionable odors, OR moisture passes through the filter outlet, OR the outlet pressure falls below 85 psi.
- Monitor the breathing air for deadly carbon monoxide and ensure the calibration and servicing schedules are maintained.
- Breathing air quality must be fully compliant with all Australian Standard criteria, WorkSafe Regulations and Code of Practice, and any other statutory safety requirements.

### Noise Hazard

Extreme noise levels can cause temporary and permanent hearing loss.

- Wear hearing protection when in proximity to abrasive blast equipment.
- Equipment can be remotely operated and may start and stop unexpectedly with horrific bursts of air noise.
- Always wear earplugs and/or earmuffs when blasting.

A blast helmet does not provide sufficient hearing protection alone.

**SPRAYING SAFETY**

**Moving Parts Hazard**

- Moving parts, such as a pump piston, can pinch or amputate your fingers.
- Keep clear of all moving parts when starting or operating the equipment.
  - Before servicing the equipment, follow the Pressure Relief Procedure in the instruction manual to prevent the equipment starting unexpectedly.

**Fire and Explosion Hazard**

- Improper grounding, poor ventilation, open flames or sparks can cause a hazardous condition and result in a fire or explosion and serious injury.
- Ground the equipment and the object being sprayed. Refer to Grounding procedure in the instruction manual.
  - Measure electrical resistance of hoses weekly.
  - Never combine more than 500 total feet of hose assemblies.
  - If there is any static sparking or you feel an electric shock while using the equipment, stop spraying immediately. Do not use the equipment until you identify and correct the problem.
  - Provide fresh air ventilation to avoid the buildup of toxic and flammable fumes from solvents or the fluid being sprayed.
  - Keep the spray area free of debris, including solvent, rags and petrol.
  - Electrically disconnect all equipment in the spray area.
  - Extinguish all open flames or pilot lights in the spray area.
  - Do not smoke in the spray area.
  - Do not turn on or off any light switch in the spray area while operating or if fumes are present.
  - Do not operate a petrol engine in the spray area.

**Toxic Fluid Hazards**

- Hazardous fluid or toxic fumes can cause serious injury or death if splashed in the eyes or on the skin, inhaled or swallowed.
- Know the specific hazards of the fluid you are using.
  - Store hazardous fluid in an approved container. Dispose of hazardous fluid according to all local, state and national guidelines.
  - Always wear protective eyewear, gloves, clothing and respirator as recommended by the fluid and solvent manufacturer.

**Equipment Misuse Hazard**

- Equipment misuse can cause spray equipment to rupture, malfunction or start unexpectedly and result in serious injury or death.
- Spray equipment is for trained specialist use only.
  - Read and understand all instruction manuals, tags and labels before operating the equipment.
  - Use spray equipment only for its intended purpose. If you are uncertain about its usage, contact your BlastOne dealer.
  - Do not alter or modify the spray equipment. Use only genuine replacement parts and accessories.
  - Check the equipment daily. Repair and replace any worn or damaged components and parts immediately.
  - Do not exceed the maximum working pressure of the lowest-rated system component. Refer to the Technical Data in the equipment manual for the maximum working pressure of the spray equipment.
  - Use fluids and solvents which are compatible with the equipment wetted parts. Refer to the Technical Data section of all equipment manuals. Read the fluid and solvent manufacturer's warnings.
  - Do not use 1,1,1-trichloroethane, methylene chloride, other halogenated hydrocarbon solvents or fluids containing such solvents in pressurised aluminum equipment. Such use could result in a chemical reaction, with the possibility of explosion.
  - Do not use hoses to pull the spray equipment.
  - Route hoses away from traffic areas, sharp edges, moving parts and hot surfaces.
  - Do not expose spray equipment and hoses to temperatures above 66°C (150°F) or below -40°C (-40°F).
  - Wear hearing protection when operating spray equipment.
  - Do not lift pressurized equipment.
  - Comply with all fire, electrical, environmental and safety regulations.

**Injection Hazard**

- Spray from the gun, leaks or ruptured components can inject fluid into your body and cause extremely serious injury, including the need for amputation.
- Fluid splashed in the eyes or on the skin can also cause serious injury.
  - Fluid injected into the skin might look like just a cut, but it is a serious injury. Get immediate medical attention.
  - Do not point the spray gun at anyone or at any part of the body.
  - Do not put your hand or fingers over the spray tip.
  - Do not stop or deflect leaks with your hand, body, glove or rag.
  - Do not "blow-back" fluid.
  - Always have both the tip guard and the trigger guard correctly installed on the gun when spraying.
  - Check airless gun diffuser operation weekly. Refer to the gun manual.
  - Be sure the spray gun trigger-safety mechanism operates before spraying.
  - Lock the gun trigger-safety mechanism when you stop spraying.
  - Follow the Pressure Relief Procedure in the instruction manual if the spray tip clogs and before cleaning, checking or servicing equipment.
  - Tighten all fluid connectors before operating the equipment.
  - Check the hoses, tubes and couplings daily. Replace any worn or damaged parts immediately. Do not repair high pressure couplings; you must replace the entire hose assembly.
  - Inspect spray hose before each use for cuts, cracks, worn spots, bulges, chemical attack, kinks or any other damage.
  - Fluid hoses are recommended to have spring guards installed on both ends, to help prevent kinks or bends near the couplings.
  - Make sure couplings, and spring guards if fitted, are firmly attached to both ends of the hose assembly.

**Spray Operator Safety Medical Alert Card** **FREE!**

- This wallet-sized warning card contains important medical treatment information in the event of an injection injury occurring.
- Supply every spray operator with one of these cards to keep and carry with them at all times.
- An essential safety initiative.
- **Supplied at NO CHARGE.**

Part Number	Description
GR 222-385	Medical Alert Card

**! If you are involved with spray equipment; whether painting or cleaning, servicing, repairing, etc,**

**! YOU NEED ONE OF THESE CARDS WITH YOU**




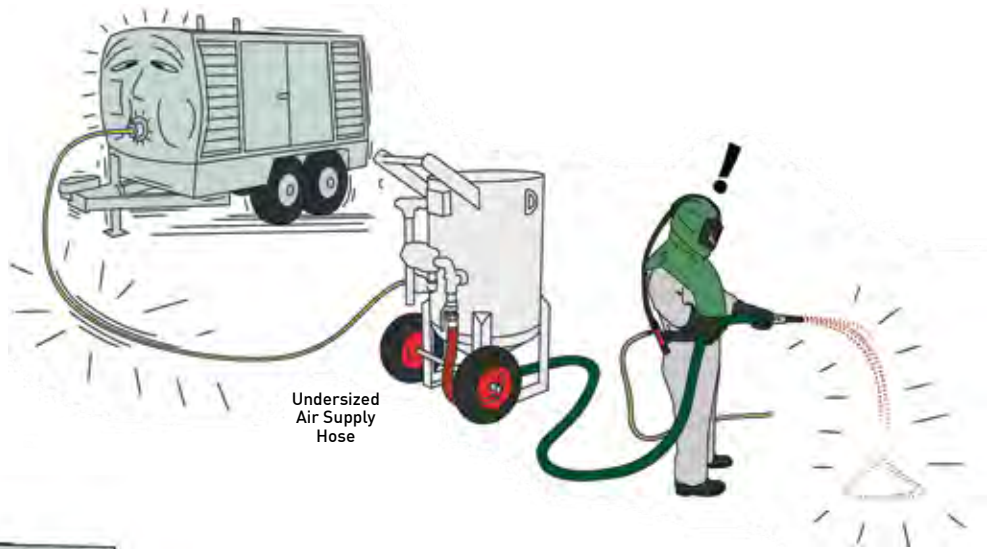


**Handy Hints and Tips that could increase your profits...**

**Bull Hoses**

**Get the most productivity from your air hose**

Use a large ID size. When it comes to air compressor hose, bigger is always better. Running large ID air line (1 1/2" or 2") from your compressor to your blast pot reduces the friction pressure loss caused in smaller, more restrictive sizes. Air pressure drops have a large impact on production. One 2" hose is better than 4 x 1" hoses!



**Compressor Size is very important**

**Keep your productivity up**

Maximize compressed air volume and pressure. A blast cleaning operation's productivity level directly depends on the volume and pressure of the air passing through the nozzle. In operations with slow production rates, there's usually not enough air volume (cfm) and pressure (psi). A larger compressor will provide more air to support a larger nozzle, and a larger nozzle gets the job done faster.

**HOSE SELECTION GUIDE for blasting at 100psi nozzle pressure using Garnet Abrasive**

Nozzle Number	No.4	No.5	No.6	No.7	No.8
Nozzle Size	1/4"	5/16"	3/8"	7/16"	1/2"
CFM at 100psi	103	158	229	312	407
CFM at 150psi	185	229	330	451	586
Air Hose ID - minimum	1" (25 mm)	1 1/2" (38 mm)	1 1/2" (38 mm)	2" (50 mm)	2" (50 mm)
Blast Hose ID - minimum	3/4" (20 mm)	1" (25 mm)	1 1/4" (32 mm)	1 1/4" (32 mm)	1 1/2" (38 mm)

Keep hose lengths as short as possible. If extra lengths are required, it is better to run a longer air hose than blast hose, because the pressure loss is significantly lower in air hose.

**Handy Hints and Tips that could increase your profits...**

**Blast Hose**

**Get the best production possible**

Make sure your blast hose is large enough to make the most of your nozzle. You know that to get the highest, fastest production out of your blasting set-up you need to run the largest blast nozzle that your air source can support. But, don't forget the blast hose. It won't do you much good to run small blast hose to a large nozzle or vice versa.



**Comparative Percentage Hose Area Reduction**

Main Blast Hose Size	Whip Hose Size	% of Reduction of Internal Area
1 1/2" (38 mm)	1 1/4" (32 mm)	31%
1 1/2" (38 mm)	1" (25 mm)	56%
1 1/4" (32 mm)	1" (25 mm)	36%
1 1/4" (32 mm)	3/4" (19 mm)	64%
1" (25 mm)	3/4" (19 mm)	44%

**Whip Hoses**

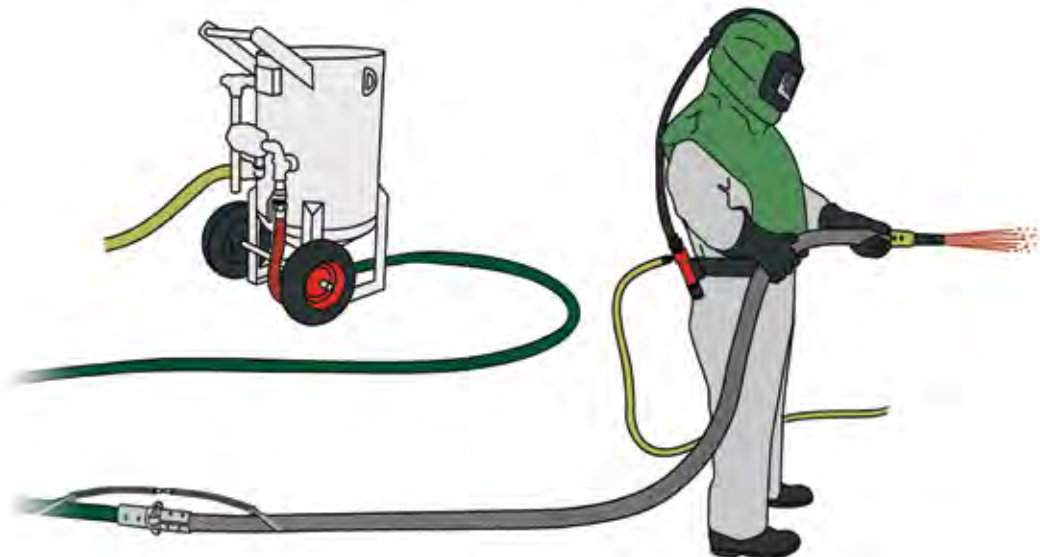
**Don't go too small on your whip**

If the operator finds the standard blast hose too heavy to work with all day, a short length of flexible, lighter weight, blast hose – called a "whip" – can be used near the nozzle. But be careful of using hose which is too small. By decreasing the ID of the blast hose, you increase friction losses and decrease productivity.

**Shorter is Better**

**Don't lose pressure**

Keep your air hose and blast hose lengths short. Put your compressor as close to the blast pot as possible, and keep your pot near your blasters to shorten the distance the air has to travel and keep pressure drops to a minimum. It's especially helpful to keep blast hose length short since pressure drops are even greater than in air hose because you're pushing abrasive and compressed air through the line.

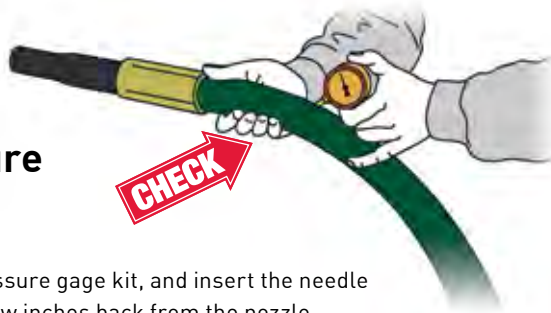


**Handy Hints and Tips that could increase your profits...**

**Work Under The Right Pressure**

Check nozzle pressure for productivity

Use a hypodermic needle pressure gage kit, and insert the needle into the blast hose slowly, a few inches back from the nozzle. Point the needle toward the nozzle, and at a slight angle. Insert slowly until you get a constant reading. Are you getting 100psi?

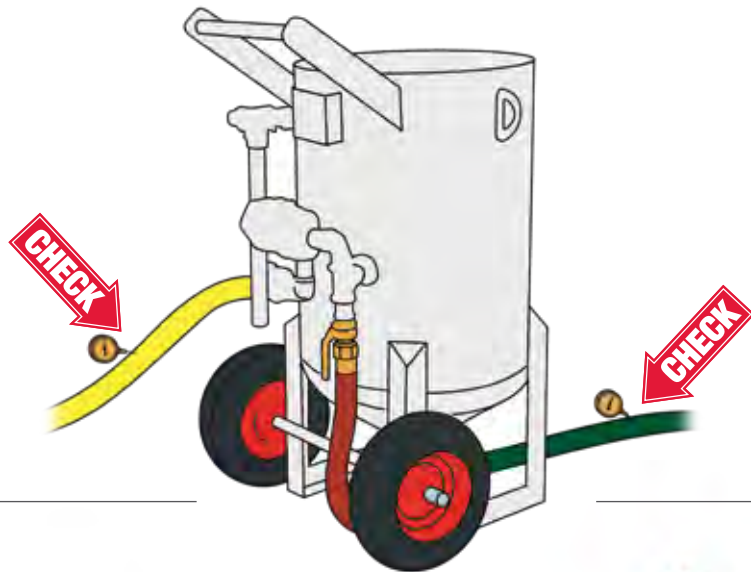


See page 115 for ordering details.

**Also check the rest of your Blasting System**

Check your Blasting system right through and find where your pressure losses are located.

Test the pressure at both ends of a long length of hose – you'll be amazed to see how much pressure can drop! We recommend getting two pressure test kits, to test air going into your blast pot versus air pressure coming out. If you are losing excessive pressure, it may be equipment, accessory or compressor related.



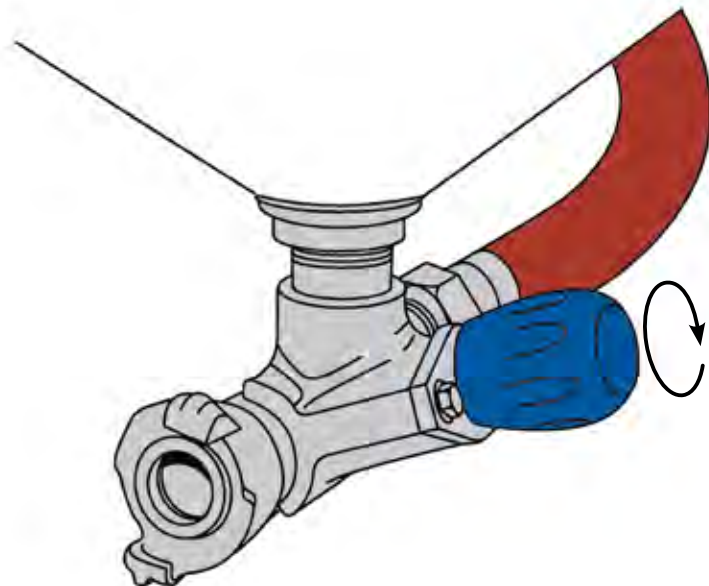
**Abrasive Settings**

Don't lose valuable abrasive

Make sure your abrasive metering valve is set properly. How can you tell? Look at the abrasive flow coming out of your nozzle. An efficient air/abrasive mixture will be only slightly visible, appearing as a colored haze in the air stream.

If you see a lot of color in this flow, there's too much abrasive (and not enough air) in the mixture. Why? Your abrasive metering valve is open too far. When this happens, your cleaning efficiency is lowered, valuable abrasive is wasted and you're losing money.

Create the best mixture by starting off with no abrasive and slowly open up the metering valve, until you can only just start to see the color change in the air exiting the nozzle. That's all the abrasive you need for fast and effective blasting.



**Handy Hints and Tips to help make your job safer...**

**Safeguard your couplings and your life**

**If couplings are disconnected at high pressure, serious injury or death could occur!**

To reduce the possibility of this occurrence, "Whipchecks" should be used at EVERY hose connecting point along the entire length of your Blast or Bull hose. On most blasting sites it is mandatory that Whipchecks are used on each side of couplings and at all high pressure hose connection points.

**For instance, Whipchecks should be installed at:**

- Each side of Blast Hose couplings
- Each side of Bull Hose couplings
- Inlet/outlet to Blast Machine, Air Prep etc.
- Air Compressor to Bull Hose.

**How do the Whipchecks protect you?**

If a Blast/Bull hose connection point was to become disconnected accidentally or due to overdue maintenance etc, the high pressure would cause the 'live' end of the hose to go out of control, lashing out at anything in its path, including the blaster or bystanders. The hose would lash out with wild indiscriminate peltings in all directions – a chaotic situation. This has happened in some blasting operations and has caused very serious injury to blasting personnel.

With Whipchecks fitted, the situation becomes much less volatile as the couplings movement becomes more restricted and therefore giving much more time for the operator to shut down the air supply if a 'break' in the connection occurs.



*See page 139 for ordering details.*

**Operator Protection Requirements**

**Why is helmet airflow important?**

A continuous supply of quality breathing air is vital for operator's safety and comfort.

- Fresh inflow of cool air means good operator comfort and high productivity.
- A sufficient continuous flow of air ensures proper dust exclusion and means your operator stays healthy and alert.
- Well designed helmet airflow eliminates lens fogging and poor quality work from poor visibility.

**Does your helmet conform to the Standard?**

- Health and Safety standards have set stringent requirements for the selection, use and maintenance of Respiratory Protective Devices (i.e. Blast Helmets).
- In particular, blast helmets must deliver clean, purified breathing air to the blasting operator at not less than 6 cfm (170 liters per minute).
- Refer to pages 228-229 for Breathing Air Safety Equipment.



**Handy Hints and Tips to help make your job safer...**

**Blast Helmet Lenses**

**Inferior copies can look similar to the superior quality ones – insist on genuine.**

But when you look deeper – the inferior lenses fall behind in performance – in particular – safety and service life. The lenses on a blasting helmet are there to protect your eyes and face and to ensure your vision is not impeded while blasting. Inferior lenses (cheap copies) are not manufactured to stringent specifications and don't pass most (if any) of the rigorous tests and standards required by authorities.

Nova™ lenses, like Nova™ helmets have a long, long history of testing and research to reach the superior quality product of today.

**Blast helmet lenses – what are their functions?**

The Nova™ blast helmet uses 3 different types of lenses

- Inner lens
- Outer lens
- "Tear-off" outer lens.

Inner Lens – this is the most important lens as far as protection is concerned. You could say it's the last line of defence. Known as the crystal lens, it protects the face and eyes from high velocity particles and just as importantly, creates a perfect seal on the helmet so no contaminants or unfiltered air can enter the blaster's breathing area. Nova™ inner lenses are made to International standards and use of non-standard, non-genuine lenses void the approval of the Nova™ Series helmet.


The inner lens is tested using a ¼" ball bearing fired at 200 mph (330 km per hour)! Using this test, the Nova™ Series inner crystal lens does not puncture – does your inner lens have this guarantee of safety? Because of the nature of material of the inner lens, it provides clear vision and it stops dust getting into the helmet due to the effective seal.

Outer Lens – Known as the 'stay-put lens', protects the inner lens from frosting up if the tear-off outer lens is removed for some reason. Genuine Nova™ outer lenses last 4 times the life of lesser quality lenses. These superior outer lenses provide better clarity of vision which means a better quality of work can be done.

Tear-off Outer Lens – the tear-off lenses are used primarily for convenience and efficiency. When the view becomes blurred, just tear off the outermost lens and keep on blasting! Non-Genuine inferior tear-off lenses tend to 'stick' and are hard to separate, which causes loss of valuable work time, money and blaster frustration.



Why run the risk of possible serious injury using inferior lenses? (This operator lost an eye).



THE INNER LENS



THE OUTER LENS



THE TEAR-OFF OUTER LENS



**Handy Hints and Tips to help make your job safer...**

**Respirators**

It is common sense to use the appropriate breathing protection while working in a contaminated air environment.

Keeping respirators in a safe, clean and working condition is also important to maintain a high safety standard.

Factors to consider when using breathing protection in the work place are:

- Perfect Fit
- Good Habits – includes ensuring operators are clean shaven, checking headbands regularly, cleaning your mask or hood regularly and not sharing your respiratory device with others
- Proper Maintenance
- Ensuring Filters are replaced regularly.



**Ensuring your Filters are replaced regularly means safer breathing.**

ALWAYS use prefilter, and replace it DAILY!

Replace your particle filter when you notice that the filter becomes hard to breathe through, or after six weeks' use. If you notice any damage to the filter, replace immediately.



To perform a leakage test, use the test disc instead of a prefilter. Fit the mask. Breathe in and hold your breath. The Mask pulls tight against your face. If the mask returns quickly to normal, you have a leakage problem.

Replace your gas filter according to the replacement schedule given to you by your supervisor. Remember: you may not be able to tell by smell when a gas filter needs replacement.

**Proper maintenance and a perfect fit will ensure good protection you can depend on.**


Choose the correct respiratory Mask or Hood for the right application.

**Perfect fit – means greater protection**



**1 Mask**

Check the mask. Sling the neck strap over your head and position the mask to your face.



**2 Chin-up**

Start with the chin. Then cup the mask over your mouth and nose.



**3 Head**

Pull the head strap over your head and position it on the crest of your head. NEVER fit the harness over a cap or a hard hat. Tighten the head harness at the buckle until the mask is tight but comfortable against your face.



**4 Balance**

Pull the bottom straps outwards a few times to even out the tension and to make sure the top head strap is tight and secure.

**Proper Maintenance – means performance**



**Mask**

Clean the mask inside and out with soap and warm water. Pay special attention to the rim of the mask.



**Inhalation Membrane**

Remove the membrane carefully. Check for any damage and clean. Wipe the valve seat. Replace the membrane.



**Exhalation Membranes**

Remove the membranes carefully. Check and clean. Wipe the valve seats and replace the membranes. Snap on the valve caps. Perform a leakage test.



**Harness**

Clean the head harness with a dry brush. Remove it from the respirator if required. Make sure that the parts of the band that touch your skin are clean. If the harness has lost its elasticity, replace.

**Handy Hints and Tips to help make your job safer...**

**Hearing Protective Equipment**

**Make Hearing Protection part of your Safety Checklist!**

**When should you wear Hearing Protection?**


There are several questions to be asked when considering whether or not Hearing Protective Equipment should be used...

- What noise hazards are around in the work area?
- How can these hazards affect my hearing?
- What is the appropriate Hearing Protective Equipment I should use?
- What is the proper way to fit and maintain my Hearing Protective Equipment?

**What hazards are around the work area?**

Noise – it’s not only the noise that you are creating, but other loud noises from fellow workers or workers nearby. Often you will see a jackhammer operator with hearing protection, but the co-workers close by will not be wearing any protection even though they are in the same ‘danger zone’.

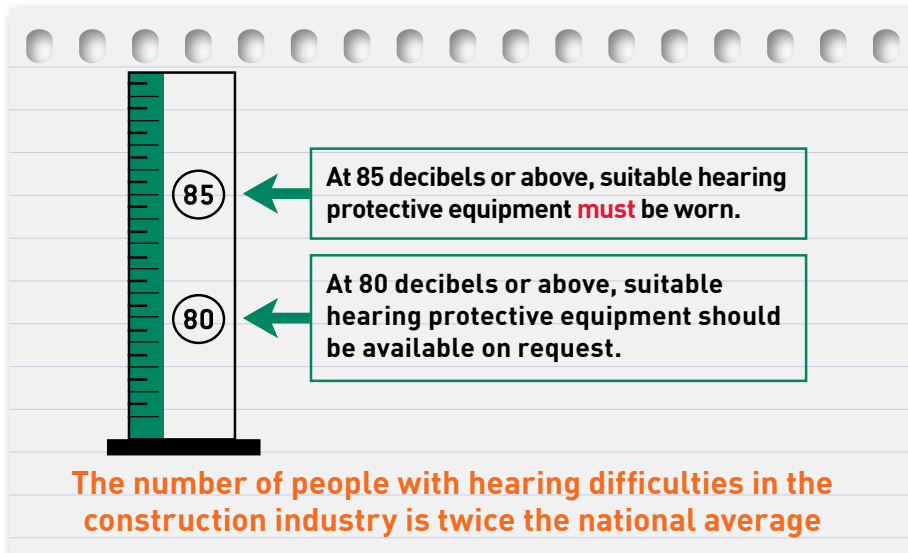
Deafness, tinnitus (a ringing in the ears) and other conditions are suffered as a result of exposure to excessive noise while at work. Many thousands of people suffer chronic ear damage each year from not protecting their hearing whilst at work.



**NO HEARING PROTECTIVE EQUIPMENT – AN OBVIOUS HEARING HAZARD.**



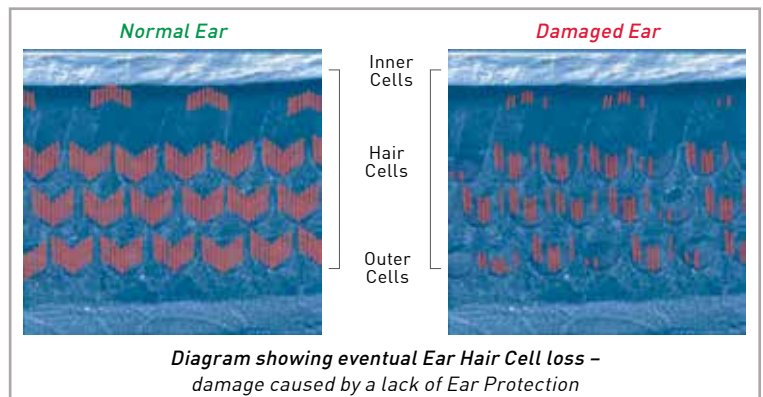
**A WELL ADVISED WORKER WEARING APPROPRIATE HEARING PROTECTIVE EQUIPMENT.**



**How can these hazards affect my hearing?**

Sustained exposure to high noise levels can cause permanent damage to the hair cells in the cochlea, resulting in irreversible hearing damage e.g. deafness or tinnitus.

If people have to shout or have difficulty being heard clearly by someone about 2 metres away, you probably have a noise problem in your area. The noise level must be reduced and/or Hearing Protective equipment may be required.



## Handy Hints and Tips to help make your job safer...

### Appropriate Hearing Protective Equipment to use

The most appropriate product to use depends on the noise levels on site and user preference.



#### Examples of Hearing Protective Equipment

Ear Plugs	Banded Ear Plugs	SlimFit Ear Muffs	Severe Ear Muffs	Extreme Ear Muffs	Hard Hat Ear Muffs
Cylindrical, tapered and pod plug styles.	Ideal for intermittent use – convenient and can be washed after use and re-worn.	Single cup ear muff – <b>22dBa rated.</b> Adjustable head band.	Single cup ear muff – <b>30dBa rated.</b> Adjustable head band.	Double cup ear muff – <b>34dBa rated.</b> Adjustable head band.	Convenient – always handy.

#### Common Hearing Protective Equipment includes:

- Disposable Ear Plugs
- Banded Ear Plugs
- Ear Muffs
- Helmet Mounted Ear Muffs

#### Some key factors to consider when using Hearing Protective Equipment

- Loss in attenuation can be due to interference with hair, spectacles, jewelry etc.
- They must be worn throughout the entire exposure period
- Check regularly for signs of damage (reusable equipment)
- Store in a clean area when not in use
- Be aware of the risk of overprotection
- Comfort is one of the key factors involved when wearing Hearing Protective Equipment.

#### What is the proper way to fit my Disposable Ear Plugs?

1. Most are designed to be rolled between your thumb and forefinger until compressed.
2. While compressed, insert the plug slowly into the ear canal. This is easier if the ear is slowly pulled upwards and outwards.
3. Keep the plug in place for at least 10 seconds or until it expands back to fill the ear canal.
4. Refit the plug if it becomes dislodged through movement.

Typical Industrial Activities likely to involve Noise Levels above 80 decibels

• Blasting	<b>100 dB+</b>
• Digging/Scabbling	<b>100 dB</b>
• Carpentry	<b>96 dB</b>
• Concrete pouring	<b>93 dB</b>
• Driving – dumpers, tractors, loaders etc	<b>85 dB</b>



**REMEMBER TO WEAR YOUR HEARING PROTECTIVE EQUIPMENT – BEFORE IT'S TOO LATE!**

**PLEASE NOTE:** The information set out on pages 422 and 423 is intended to be of a general nature to advise people in the workforce to be aware of noise hazards etc. associated with their workplace. For current rules and regulations – you should contact the appropriate authority in your state.



## Abrasive Blasting Technical Data

### Air Consumption (CFM) per Blast Nozzle Using Garnet Abrasive

Nozzle Size		Nozzle Pressure										
		50 psi	60 psi	70 psi	80 psi	90 psi	100 psi	110 psi	120 psi*	130 psi*	140 psi*	150 psi*
<b>No. 2</b>	1/8"	14	17	19	21	24	26	28	30	32	34	37
<b>No. 3</b>	3/16"	32	37	42	47	52	57	62	67	72	77	83
<b>No. 4</b>	1/4"	57	66	75	84	93	103	111	119	127	136	185
<b>No. 5</b>	5/16"	89	103	117	131	145	158	172	186	200	214	229
<b>No. 6</b>	3/8"	129	149	169	189	209	229	249	269	289	309	330
<b>No. 7</b>	7/16"	176	203	230	258	285	312	339	367	394	422	451
<b>No. 8</b>	1/2"	229	265	300	336	371	407	442	478	513	549	586
<b>No. 10</b>	5/8"	356	412	468	524	580	632	688	744	800	856	914
<b>No. 12</b>	3/4"	516	596	676	756	836	916	996	1076	1156	1236	1318
<b>EFFICIENCY</b>		47%	55%	64%	74%	86%	100%	115%	130%	145%	165%	175%

\* Ensure equipment is rated for these pressures.

### Nozzle Pressure vs Efficiency

Blast Nozzle Pressure	Approximate Abrasive Velocity	Approximate Efficiency Factor
<b>100 psi</b>	675 kph (422 mph)	100%
<b>95 psi</b>	640 kph (400 mph)	93%
<b>90 psi</b>	585 kph (366 mph)	86%
<b>85 psi</b>	530 kph (331 mph)	80%
<b>80 psi</b>	495 kph (309 mph)	74%
<b>75 psi</b>	450 kph (281 mph)	69%
<b>70 psi</b>	420 kph (263 mph)	64%

### Hose Selection Guide for Blasting at 100 psi Nozzle Pressure

Nozzle Number	No. 4	No. 5	No. 6	No. 7	No. 8
<b>Nozzle Size</b>	1/4" (6 mm)	5/16" (8 mm)	3/8" (10 mm)	7/16" (11 mm)	1/2" (13 mm)
<b>CFM at 100 psi</b>	103	158	229	312	407
<b>Air Hose ID - minimum</b>	25 mm (1")	38 mm (1 1/2")	38 mm (1 1/2")	50 mm (2")	50 mm (2")
<b>Blast Hose ID - minimum</b>	20 mm (3/4")	25 mm (1")	32 mm (1 1/4")	32 mm (1 1/4")	38 mm (1 1/2")

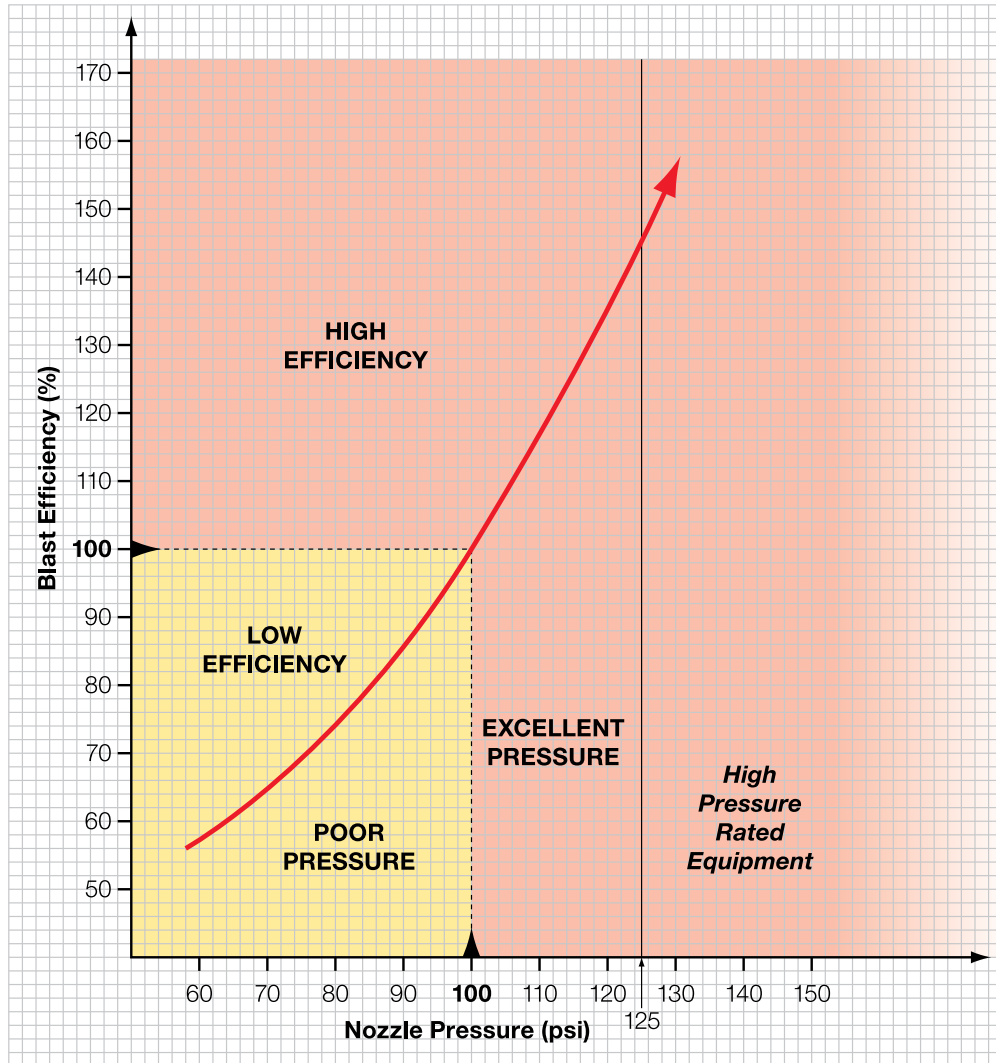
### Typical ID - OD Relationship in Common Blast Hose

Standard Hose				Supa/Whip Hose			
ID		OD		ID		OD	
mm	inch	mm	inch	mm	inch	mm	inch
<b>13</b>	1/2"	33	1 5/16"	13	1/2"	30	1 3/16"
<b>19</b>	3/4"	40	1 1/2"	19	3/4"	33	1 5/16"
<b>25</b>	1	48	1 7/8"	25	1	40	1 1/2"
<b>32</b>	1 1/4"	55	1 5/32"	32	1 1/4"	48	1 7/8"
<b>38</b>	1 1/2"	60	2 3/8"	38	1 1/2"	55	2 5/32"

### English USA Units/Metric Conversion Chart

3/16"	5 mm	1 1/4"	32 mm
1/4"	6 mm	1 5/16"	33 mm
5/16"	8 mm	1-1/2"	38 mm
3/8"	10 mm	1 7/16"	40 mm
7/16"	11 mm	1 3/4"	44 mm
1/2"	13 mm	1 7/8"	48 mm
5/8"	16 mm	2"	51 mm
3/4"	19 mm	2 5/32"	55 mm
1"	25 mm	2 3/8"	60 mm
1 3/16"	30 mm	2 1/2"	64 mm

# Nozzle Pressure vs Blasting Efficiency



**The Golden Rule of Thumb:**  
 Every 1 psi below 100 psi pressure at the nozzle equates to a 1.5% LOSS of blasting efficiency\*

Nozzle Pressure			% Increase
94 psi	to	100 psi	9.4%
90 psi	to	100 psi	16%
80 psi	to	100 psi	35%
70 psi	to	100 psi	57%

\* Approximate calculated efficiency – actual efficiency realized will vary, depending on abrasive type, abrasive size, nozzle size, nozzle type, nozzle wear, hose size, hose wear, moisture content of compressed air, temperature of the compressed air, etc...

**Did you know?**  
 Increasing your nozzle pressure to 100 psi will boost your efficiency substantially!

## Cost Effective Blast Cleaning (English USA Units)

Calculating the true cost of Blast Cleaning in Dollars per Square Foot.

Using the formula.....

$$\text{True Cost of Blast Cleaning (\$/ft}^2\text{)} = \frac{A (B + C) + D + E}{X}$$

$$\text{or True Cost (\$/ft}^2\text{)} = \frac{\text{consumption (abrasive cost + disposal cost) + labour + equipment, etc}}{\text{cleaning speed}}$$

Where **A** = Abrasive consumption rate (lb/hour)

**B** = Abrasive cost, delivered to site (\$/lb)

**C** = Abrasive clean-up and disposal cost (\$/lb) including cartage, landfill.


**D** = Blasting labour cost (\$/hour) including allowance for holidays, super, WorkCover, etc.

**E** = Equipment cost (\$/hour), compressor, blast unit, truck, safety, access equipment, fuel, power, insurance, etc.

**X** = Cleaning production rate (ft<sup>2</sup>/hour)

(C, D and E are usually common costs)

### A Comparative Example




Blaster **Chuck** buys a cheap abrasive at a cost of **\$0.075/lb** and a 6 cu ft pot lasts 30 minutes (i.e. 1320lb per hour). He blasts 150ft<sup>2</sup> of steel in 1 hour.

$$\text{Chuck's True Cost} = \frac{1320 (0.075 + 0.02) + 20 + 60}{150} = \underline{\underline{\$1.37/\text{ft}^2}}$$

Blaster **Harry** buys a superior abrasive at a cost of **\$0.25/lb** and a 6 cu ft pot lasts 1 hour (i.e. 660lb per hour). He blasts 200ft<sup>2</sup> of steel in 1 hour.

$$\text{Harry's True Cost} = \frac{660 (0.25 + 0.02) + 20 + 60}{200} = \underline{\underline{\$1.29/\text{ft}^2}}$$



The difference between Blaster **Chuck** and Blaster **Harry's** True Cost is \$0.08/ft<sup>2</sup>. And remember, in this example, Blaster Harry paid \$0.25/lb for a superior abrasive with minimal salt levels, less contaminants and less dust! So, the more expensive abrasive resulted in lower costs. Calculate the True Cost using your figures and overheads.

## Cost Effective Blast Cleaning (Metric Units)

Calculating the true cost of Blast Cleaning in Dollars per Square Metre.


Using the formula.....

$$\text{True Cost of Blast Cleaning (\$/m}^2\text{)} = \frac{\mathbf{A (B + C) + D + E}}{\mathbf{X}}$$

$$\text{or True Cost (\$/m}^2\text{)} = \frac{\text{consumption (abrasive cost + disposal cost) + labour + equipment, etc}}{\text{cleaning speed}}$$

- Where
- A** = Abrasive consumption rate (tonne/hour)
  - B** = Abrasive cost, delivered to site (\$/tonne)
  - C** = Abrasive clean-up and disposal cost (\$/tonne) including cartage, landfill.
  - D** = Blasting labour cost (\$/hour) including allowance for holidays, super, WorkCover, etc.
  - E** = Equipment cost (\$/hour), compressor, blast unit, truck, safety, access equipment, fuel, power, insurance, etc.
  - X** = Cleaning production rate (m<sup>2</sup>/hour)
- (C, D and E are usually common costs)

### A Comparative Example



Blaster **Bob** buys a cheap abrasive at a cost of **\$150/tonne** and a 6 cu ft pot lasts 30 minutes (i.e. 600kg per hour). He blasts 15m<sup>2</sup> of steel in 1 hour.

$$\text{Bob's True Cost} = \frac{0.6 (150 + 40) + 60 + 60}{15} = \underline{\underline{\$15.60/\text{m}^2}}$$

Blaster **Pete** buys a superior abrasive at a cost of **\$550/tonne** and a 6 cu ft pot lasts 1 hour (i.e. 300kg per hour). He blasts 20m<sup>2</sup> of steel in 1 hour.

$$\text{Pete's True Cost} = \frac{0.3 (550 + 40) + 60 + 60}{20} = \underline{\underline{\$14.85/\text{m}^2}}$$



The difference between Blaster **Bob** and Blaster **Pete's** True Cost is \$0.75/m<sup>2</sup>. And remember, in this example, Blaster Pete paid \$550/tonne for a superior abrasive with minimal salt levels, less contaminants and less dust!

So, the more expensive abrasive resulted in lower costs. Calculate the True Cost using your figures and overheads.

## Cost Comparison Between Garnet and Staurolite

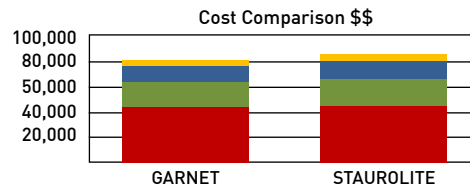
	Variable Costs	Unit	Garnet	Staurolite
<b>A</b>	Abrasive consumption per hour:	lbs/hour	660	720
<b>B</b>	Abrasive cost per pound delivered	\$/lb	0.30	0.25
<b>X</b>	Square feet blast cleaned per hour:	ft <sup>2</sup> /hr	200	180
	Abrasive consumption per sqft	lbs/sqft	3.30	4.00
	<b>Fixed Costs</b>			
<b>C</b>	Clean up + Labor + Disposal Cost	\$/lb	0.03	0.03
<b>D</b>	Labour cost per hour:	\$/hr	60	60
<b>E</b>	Equipment cost per hour: (compressed air, hoses, lenses, etc)	\$/hr	60	60
<b>Z</b>	Total Square feet on Job	Sqft	45,000	45,000
	No: Of Blasters	ea	2	2
	No: Of Formen + other personal	ea	2	2
	<b>Disposal Cost</b>			
	Disposal Cost / lb	\$/lb	0.02	0.02
	Lbs of abrasive used	lbs	148500	180000
	Clean up lbs / hr per operator	lbs/hour	20000	20000
	Total labor + equipment / hour	\$/hr	300	300
	Total dumping cost	\$	2,970	3,600
	<b>Total Clean up + Disposal cost</b>	<b>\$</b>	<b>4,084</b>	<b>4,950</b>
	<b>Set up, Breaks, Fill Labor Costs (non-productive time)</b>			
	Total Hrs on site per day	hr / day	12	12
	Time not blasting or vacuuming / day	hr / day	2	2
	Blast Days on-site	days	11.62	12.95
	<b>Total Non-Productive labor Cost</b>	<b>\$</b>	<b>5,578</b>	<b>6,216</b>
	<b>Cost Per Hour To Blast per operator</b>	<b>\$/hr</b>	<b>\$336.15</b>	<b>\$319.80</b>
	<b>True Cost Per Finished Square Foot</b>	<b>\$/ft<sup>2</sup></b>	<b>\$1.68</b>	<b>\$1.78</b>
	<b>Total Non-Productive Time Cost</b>		<b>5,578</b>	<b>6,216</b>
	<b>TOTAL JOB COST</b>	<b>\$</b>	<b>\$81,212</b>	<b>\$86,166</b>

Disclaimer: Test results depend on specific site conditions and equipment, these results should be used as a guide only.

	GARNET	STAUROLITE
Disposal	4,084	4,950
Equipment	13,500	15,000
Labor	19,078	21,216
Abrasives	44,550	45,000
<b>TOTAL</b>	<b>81,212</b>	<b>86,166</b>

Garnet Savings

**6%**



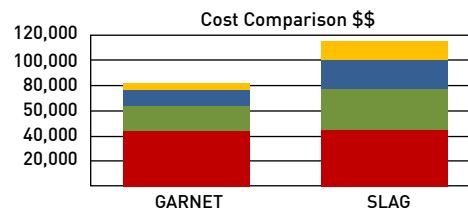
## Cost Comparison Between Garnet and Slag

	Variable Costs	Unit	Garnet	Slag
<b>A</b>	Abrasive consumption per hour:	lbs/hour	660	1,320
<b>B</b>	Abrasive cost per pound delivered	\$ / lb	0.30	0.10
<b>X</b>	Square feet blast cleaned per hour:	ft <sup>2</sup> /hr	200	125
	Abrasive consumption per sqft	lbs/sqft	3.30	10.56
	<b>Fixed Costs</b>			
<b>C</b>	Clean up + Labor + Disposal Cost	\$ / lb	0.03	0.03
<b>D</b>	Labour cost per hour:	\$ / hr	60	60
<b>E</b>	Equipment cost per hour: (compressed air, hoses, lenses, etc)	\$ / hr	60	60
<b>Z</b>	Total Square feet on Job	Sqft	45,000	45,000
	No: Of Blasters	ea	2	2
	No: Of Formen + other personal	ea	2	2
	<b>Disposal Cost</b>			
	Disposal Cost / lb	\$ / lb	0.02	0.02
	Lbs of abrasive used	lbs	148500	475200
	Clean up lbs / hr per operator	lbs/hour	20000	20000
	Total labor + equipment / hour	\$ / hr	300	300
	Total dumping cost	\$	2,970	9,504
	<b>Total Clean up + Disposal cost</b>	<b>\$</b>	<b>4,084</b>	<b>13,068</b>
	<b>Set up, Breaks, Fill Labor Costs (non-productive time)</b>			
	Total Hrs on site per day	hr / day	12	12
	Time not blasting or vacuuming / day	hr / day	2	2
	Blast Days on-site	days	11.62	19.19
	<b>Total Non-Productive labor Cost</b>	<b>\$</b>	<b>5,578</b>	<b>9,210</b>
	<b>Cost Per Hour To Blast per operator</b>	<b>\$ / hr</b>	<b>\$336.15</b>	<b>\$288.30</b>
	<b>True Cost Per Finished Square Foot</b>	<b>\$ / ft<sup>2</sup></b>	<b>\$1.68</b>	<b>\$2.31</b>
	<b>Total Non-Productive Time Cost</b>		<b>5,578</b>	<b>9,210</b>
	<b>TOTAL JOB COST</b>	<b>\$</b>	<b>\$81,212</b>	<b>\$112,998</b>

	GARNET	SLAG
Disposal	4,084	13,068
Equipment	13,500	21,600
Labor	19,078	30,810
Abrasives	44,550	47,530
<b>TOTAL</b>	<b>81,212</b>	<b>112,998</b>

Garnet Savings

**28%**



## How to Choose your Abrasive Correctly

### The Shake Test (How clean is your abrasive?)

Try this 3 step comparison test with your abrasive...

#### Step 1

Place abrasive into a vial and carefully add clean water to a set level.

#### Step 2

Shake the container vigorously to stir contents.

#### Step 3

Allow contents to settle (if there is an abundance of silt and contaminants – this could take some time).

Repeat Steps 1 - 3 with a known quality abrasive (e.g. pure GMA Garnet) ensuring garnet level and water level are the same as the first test, and compare the results!

#### Examine the Results

Low grade Garnet  
(Sample A)



Note the murky colored water after shaking



Close-up of residue of silt and contaminants resting on top of the garnet sample – this is what you are blasting with and you pay for it too!

Quality grade Garnet  
(Sample B)



Slight discoloration in water after shaking



Close-up – very little noticeable residue present



**Conclusion – 'Sample A'** contained a large amount of silt and contaminants that will only impair good clean blasting. The obvious cost factor is a concern – you shouldn't have to pay for a load of Abrasive that contains a high concentration of foreign matter. The silt etc produces a large amount of dust during blasting, an environmental issue.

If you start the blasting process with a contaminated abrasive that contains dust and foreign matter – you are heading towards possible coating failure. Embedment of foreign matter into the surface greatly reduces adhesion levels and effects the coating life. **'Sample B'** contained little (if any) contaminants due to its pre-wash preparation by the supplier. This Abrasive creates low dust when blasting with highly reduced salt levels. There is a very low risk of embedment with this Abrasive.

# Testing for Dust on a Blast Cleaned Surface

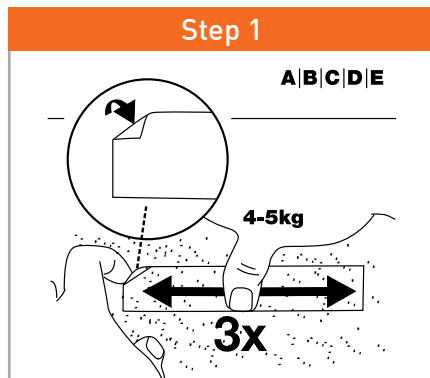
## Dust Test Kit

This test follows the standard ISO8502-3 “Assessment of dust on steel surfaces prepared for painting – tape method”

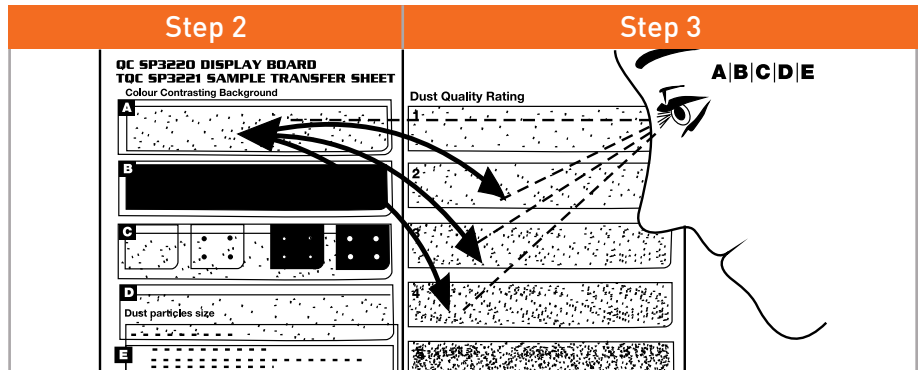
Using a Dust Test Kit from BlastOne, quantify the dust levels found on a substrate after blasting (prior to coating). Refer to page 332 for more information and ordering details.



## The Test Procedure



Apply an 8” (200 mm) piece of tape to a representative test site. Starting at one end of the tape, maintaining a firm pressure and at a constant speed, move the thumb along the tape 3 times in each direction (each stroke should take 5-6 seconds).



Remove the tape from the test surface, place on display board and adhere tape to board.

Assess the quantity of dust on the tape by visually comparing an area of the tape with equivalent sized areas of the pictorial reference guide. Record the rating (0-5) that closely corresponds to the reference.

## The Surface Tape Test

### Clean surfaces to ‘White Metal’ with Premium GMA Garnet


Impurities in abrasives, like slag, don’t do any cleaning or blasting work – they only impede the process by embedding this foreign matter into the substrate. Apart from paying dearly for this waste product, the coating process could fail due to this embedment, particularly if there is a high salt content.

GMA Garnet does not shatter and leave embedment in the steel like some other abrasives such as slag, which can contain large quantities of impurities.

### Perform a simple test.

Embedment – not a good start to a successful coating procedure!

- Blast half a sample piece of steel using Slag.
- Then blast the other half using GMA Garnet.
- Press down some masking tape on each surface – lift up see the difference!



Note the impurities when using slag that have adhered to the masking tape on the left, and this is only some of the particles that have been captured on the steel. The embedment levels on the right however are extremely low when using GMA Garnet.

**DISCLAIMER:** The above information and procedure does not nor shall not be taken as representing (nor intending) to be the approved nor the complying nor the standard method nor procedure for the use of the Dust Test Kit. It is the responsibility of the reader and/or users of this information to separately determine and verify the correct method and procedure of use as directed or indicated in any work specifications or standards. BlastOne expressly disclaims any liability for the use or misuse of the above information and procedure.



# Surface Preparation Grades

Assessment of degree of removal of rust, mill scale and other visual contaminants (inspected without magnification).

Important Note: Surface cleanliness is not a measure of surface profile – **see the following pages for notes on surface profile.**

### Explanatory Details

<p><b>Rust Grade A</b> Steel with the millscale layer intact and very minor, or no rusting.</p>
<p><b>Rust Grade B</b> Steel with spreading surface rust, and the millscale commenced flaking.</p>
<p><b>Rust Grade C</b> Rusty Steel with the millscale layer flaked and loose, or lost, but only minor occurrence of pitting.</p>
<p><b>Rust Grade D</b> Very rusty steel with the millscale layer all rusted and extensive occurrence of pitting.</p>

<p><b>Blast Class 1 (SP-7/N4)</b> Very light, whip over blast clean with removal of loose surface contaminants.</p>
<p><b>Blast Class 2 (SP-6/N3)</b> Substantial blast clean with wide spread, visible contaminant removal and base metal color appearing.</p>
<p><b>Blast Class 2 ½ (SP-10/N2)</b> Intense blast clean leaving shaded grey metal with only tiny, isolated flecks or strips of visible contaminants.</p>
<p><b>Blast Class 3 (SP-5/N1)</b> Complete blast clean with consistent, metal color all over and no visible contaminants.</p>


**NOTE:** All blasting preparation grades must be free of oil, grease and dirt.

**DISCLAIMER:** The grades of rust and blast cleaned surfaces 'information', described and illustrated on these pages are a guide only and do not claim to be approved nor complying nor substitutable for or by any surface preparation standard. It is responsibility of the reader and/or users of this 'information' to separately determine and verify the specifications and/or methods and/or assessment of surface preparation as indicated or directed or required by or in any work specifications or standards. BlastOne expressly disclaims any liability for the use or misuse of this 'information'.

Comparable guide to  
**BRUSH-OFF**  
**SSPC-SP7**  
(NACE No 4 / SA 1)


## UNBLASTED

### RUST GRADE A





This condition cannot normally be attained when removing adherent mill scale


### RUST GRADE B



### RUST GRADE C



### RUST GRADE D



# Types of Blast Cleaned Steel

Comparable guide to  
**COMMERCIAL**  
SSPC-SP6  
(NACE No 3 / SA 2)

Comparable guide to  
**NEAR-WHITE METAL**  
SSPC-SP10  
(NACE No 2 / SA 2½)

Comparable guide to  
**WHITE METAL**  
SSPC-SP5  
(NACE No 1 / SA 3)



**RUST  
GRADE A**



**RUST  
GRADE B**



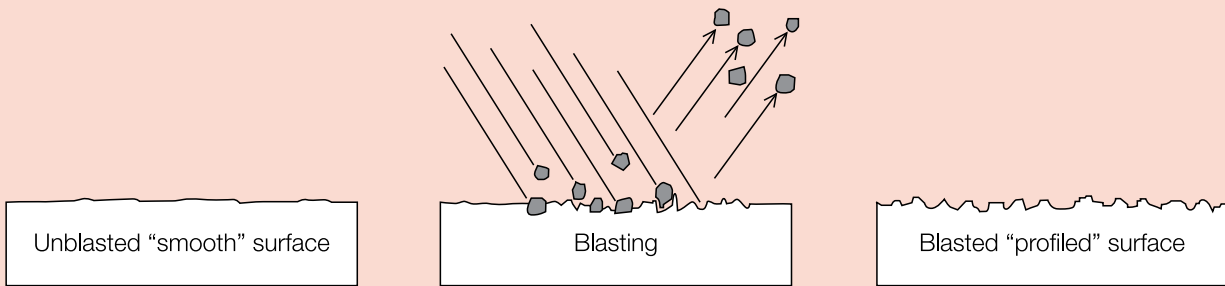
**RUST  
GRADE C**



**RUST  
GRADE D**

## Surface Profile – A Critical Element of Surface Preparation

### Understanding Surface Profile



In the blast cleaning process, grains of abrasive are propelled with great force and energy at the work surface. Upon impact, the grains ‘dig’ into and then rebound out off the surface leaving a rugged, miniature ‘mountain – and – valley’ finish.

This surface roughness/etch/texture is the surface profile.

Surface profile is critical to coating performance by:

- 1) increasing the surface area
- 2) providing a ‘key/tooth/anchor pattern’ for the coating to lock and adhere to.

### The difference between Surface Profile and Class of Blast

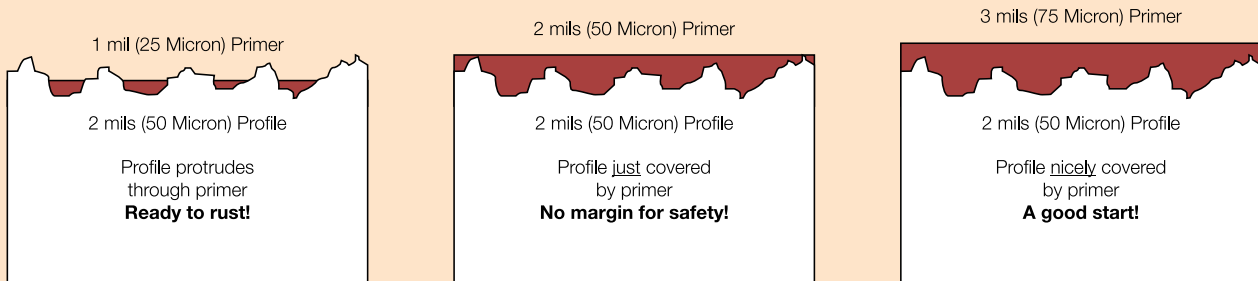
Surface profile is concerned with the ‘shape’ of the surface finish (and measuring the size of the ‘shape’ created) whereas Class of Blast is concerned with ‘cleanliness’ of the surface finish. (Putting it another way – Class of Blast is determining to what degree the rust, paint and other contaminants have been removed).

Both the Profile and the Class of Blast are important features of the surface finish and need to be separately specified in preparing a blast cleaned steel surface.

### The pitfalls of Surface Profile

**Excess Profile** – While an absence of profile can be detrimental to coating adhesion, it can be equally disastrous to have an excessive profile height causing premature rusting and coating failure. In addition more profile means using more paint to cover the surface!

Consider these cases...



Rule of Thumb #1: Profile height should not exceed the primer coat DFT (Dry Film Thickness).

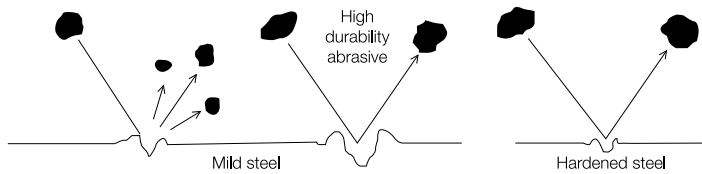
Rule of Thumb #2: Profile height should not exceed 1/3 the total coating system DFT.

**Embedment** – Embedment of abrasive particles in the surface is a threat posed by friable, irregular shape abrasives. The embedded particle or fragment can stand out as a ‘rogue’ peak above the surrounding profile and may protrude through the applied coating.

# Surface Profile – A Critical Element of Surface Preparation

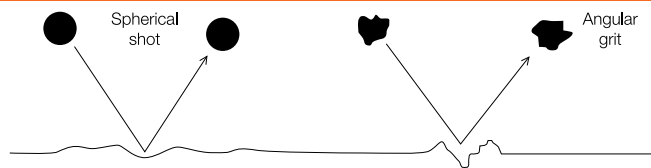
## Factors which have an Effect on Surface Profile

### Abrasive Durability – Surface Hardness e.g. Bicarb media vs Alox, Mild Steel vs Hardened Steel



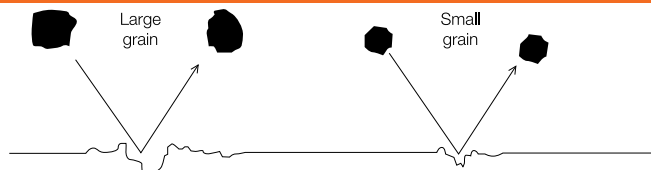
Variable		Effect
More durable abrasive	=	Deeper profile
Less durable abrasive	=	Shallower profile
Hardened steel	=	Shallower profile
Mild steel	=	Deeper profile

### Abrasive Shape e.g. Steel Shot vs Steel Grit



Variable		Effect
Round abrasive	=	Dimpled, peened profile
Angular abrasive	=	Sharper, rugged profile

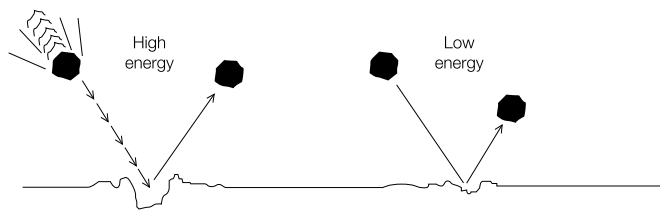
### Abrasive Size e.g. #20/40 Garnet vs 80# Garnet



Variable		Effect
Larger abrasive	=	Deeper profile
Smaller abrasive	=	Shallower profile

**See charts on next page for further details**

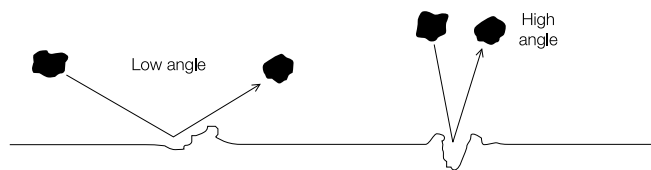
### Impact Energy e.g. Nozzle pressure (abrasive velocity), nozzle wear, nozzle standoff distance, dwell time



Variable		Effect
Greater energy	=	Deeper profile
Lesser energy	=	Shallower profile


**See charts on next page for further details**

### Impact Angle e.g. Straight on blasting vs side reach blasting



Variable		Effect
Low angle	=	More scuffed profile
High angle	=	More peak 'n' valley even profile

### Embedment e.g. Slag vs Garnet

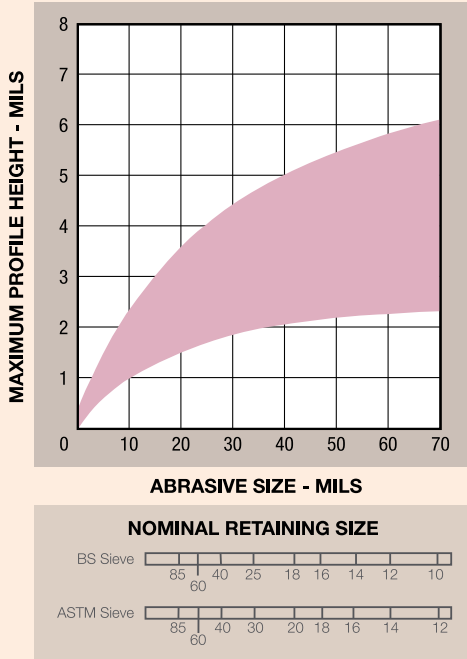


Variable		Effect
Large friable irregular grains	=	Higher risk of embedment
Smaller durable regular grains	=	Lower risk of embedment

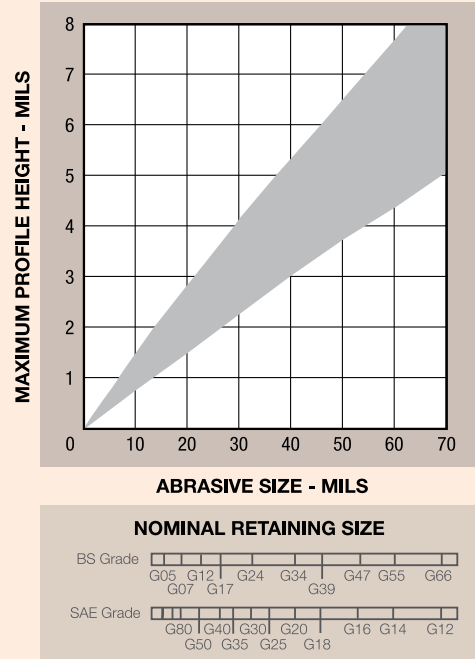
## Abrasive Size vs Profile (English USA Units)

### Nozzle Blasted Abrasives

**Garnet – Nozzle Blasted**



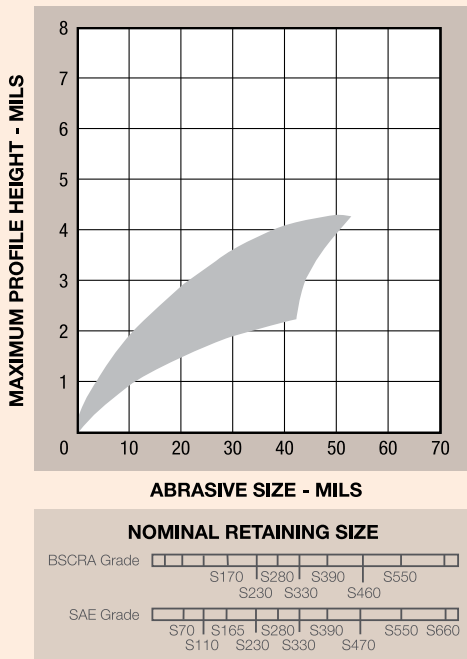
**Chilled Iron Grit – Nozzle Blasted**



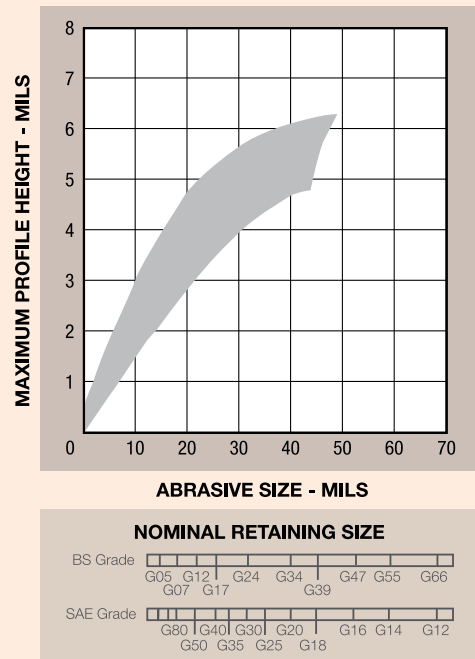
Plot of maximum profile height and nominal retaining size for nozzle blasted abrasives  
**Note:** See previous page for other factors that affect surface profile.

### Airless Wheel Blasted Abrasives

**Cast Steel Shot – Wheel Blasted**



**Cast Steel Grit – Wheel Blasted**

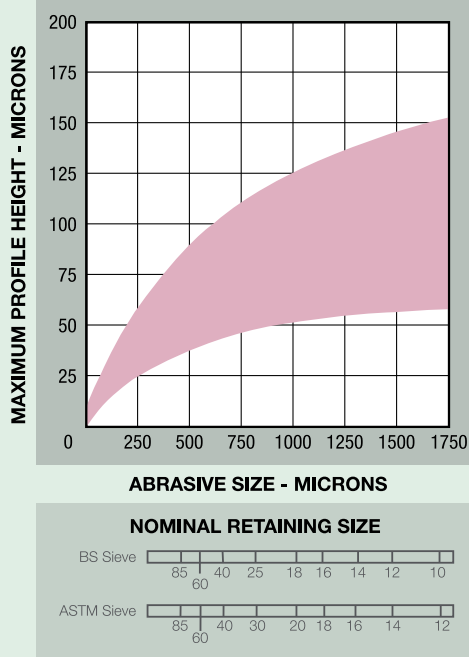


Plot of maximum profile height and nominal retaining size for airless wheel blasted abrasives  
**Note:** See previous page for other factors that affect surface profile.

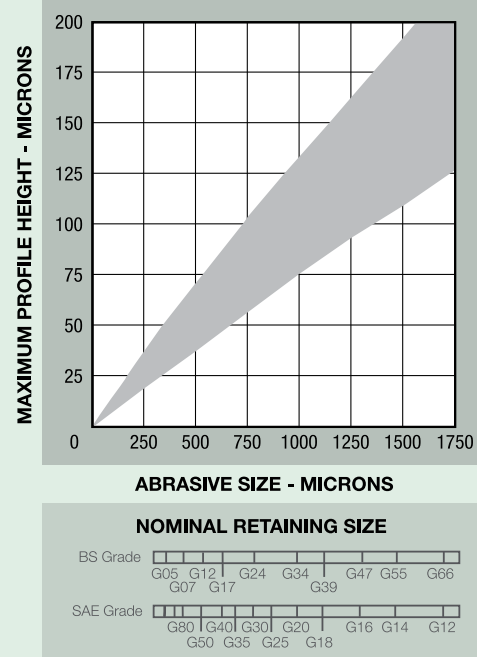
## Abrasive Size vs Profile (Metric Units)

### Nozzle Blasted Abrasives

#### Garnet – Nozzle Blasted



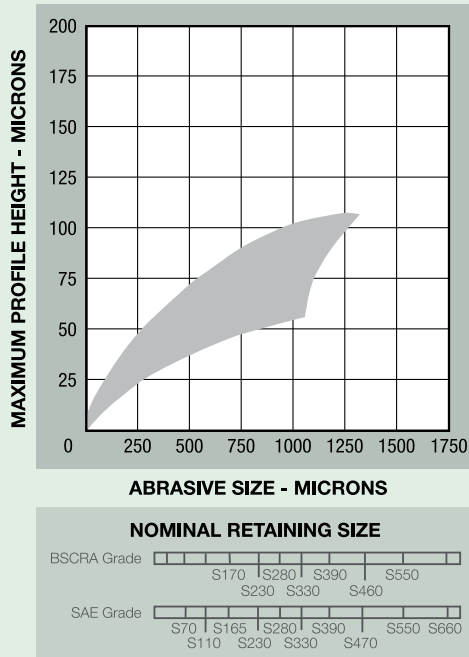
#### Chilled Iron Grit – Nozzle Blasted



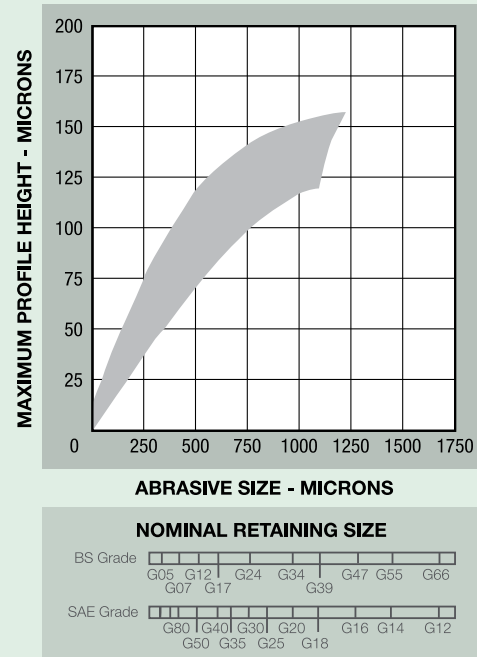
Plot of maximum profile height and nominal retaining size for nozzle blasted abrasives  
**Note:** See previous page for other factors that affect surface profile.

### Airless Wheel Blasted Abrasives

#### Cast Steel Shot – Wheel Blasted



#### Cast Steel Grit – Wheel Blasted

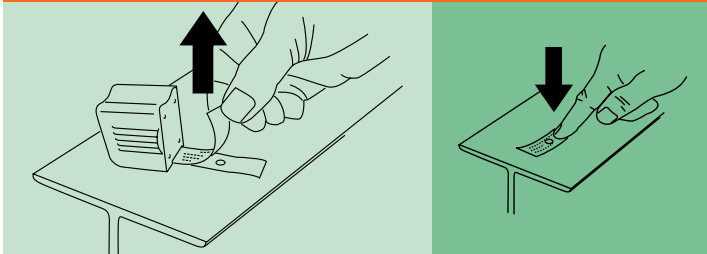


Plot of maximum profile height and nominal retaining size for airless wheel blasted abrasives  
**Note:** See previous page for other factors that affect surface profile.

## Measuring Surface Profile

### Using the Replica Tape Method to measure average maximum peak-to-valley profile height (Rz)

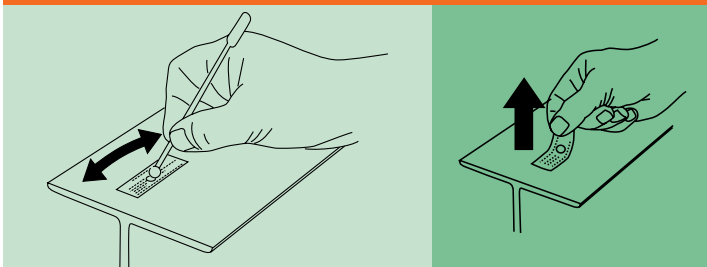
#### Step 1



#### Test Preparation

- Select a representative test site free of dust, dirt and pitting.
- Choose the appropriate grade of Testex tape – refer to Inspection Instruments (**page 321**) for details of the various scale measurement ranges.
- Peel a test tape strip from the roll – a ‘bull’s-eye’ marker dot will remain on the slip paper.
- Apply the tape to the test surface – rub over the tape with a finger to ensure it is firmly adhered.


#### Step 2



#### Perform the Test

- Using moderate to firm pressure, rub the test window with the round-tip burnishing tool – refer **page 321**.
- Take care not to dislodge the test tape (caused by bumping the tool against the edge of the circular cutout window).
- Burnish the test window until it has uniformly darkened – the color indicates the profile has been impressed into the test tape.
- Peel the test tape strip from the surface.

#### Step 3



#### Measuring the Test Result

- Use a dial thickness gage with the correct specifications (i.e. accuracy, anvil spring pressure and anvil size) for replica tape – refer to Inspection Instruments, **page 321**.
- Clean the anvils and check/adjust the zero point.
- After cleaning and checking the gage zero point, adjust the dial to minus 2 mils (50 microns) (this compensates for the thickness of the tape carrier film and allows the profile measurement to be read directly from the gage).
- Centre the test tape between the anvils, gently allow the anvils to close on the tape, and note the reading on the dial.
- Take several readings to establish accuracy. (Reposition the tape in the anvils between each reading).

#### Sources of Error

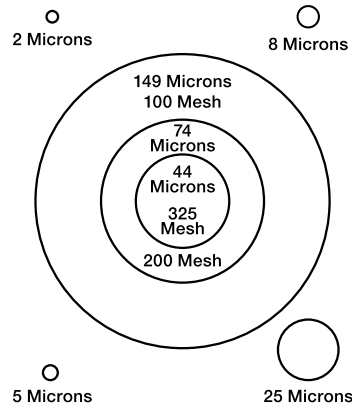
There are four major sources of error in determining the profile of a blast cleaned surface, which can be minimized with the following suggestions.

1. Inherent Profile Variation in the surface – perform at least 3 tests per 100 square feet (10 square metres) of area.
2. Contaminant particles in the anvils or tape – select a clean surface; clean and check the anvils; examine the test tape; double check any questionable readings. To indicate the size significance of seemingly tiny contaminants, please note that human hair is approx. 2 mils (50 microns) thick.
3. Improper Gage – a good gage has an accuracy of  $\pm 0.2$  mils ( $\pm 5$  microns), closing force of 1.5N and at least one anvil 0.25” (6.3mm) diameter.
4. Deficient Impressing Technique – use a profile training tool to verify the burnishing technique is correct. **See page 321.**

**DISCLAIMER:** Whilst replica tape is recognized by AS1627.4, AS3894.5, ISO8503.5 and other standards, the above information and procedure does not nor shall not be taken as representing (nor intending) to be the approved nor the complying nor the standard method nor procedure for the use of replica tape. It is the responsibility of the reader and/or users of this information to separately determine and verify the correct method and procedure of use as directed or indicated in any work specifications or standards. BlastOne expressly disclaims any liability for the use or misuse of the above information and procedure.

# Coatings, Filtration and Viscosity Information

**Relative Size of Micronic Particles**  
Magnification: 50 Times



### Relative Sizes

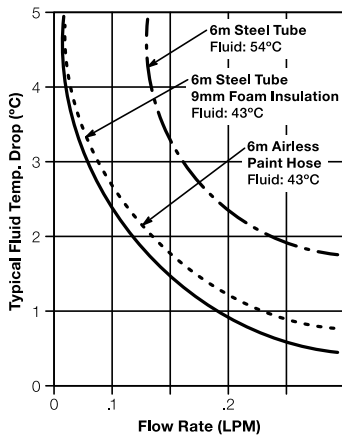
Lower Limit of Visibility (Naked Eye).....40 Microns  
Lead Dust .....0.5 Microns  
Asbestos Fibers.....0.2 Microns

Mesh	Micron	Opening Inches
10	1480	.075
20	750	.035
30	500	.022
60	238	.010
80	175	.007
100	149	.006
140	100	.004
200	74	.0029
250	60	.0024

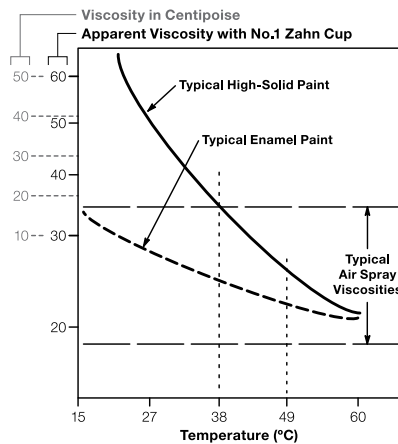
# Paint Viscosity and Heater Performance

### Typical Temperature Drop in Lines

Chart based on 21°C Ambient Temperature



### Effect of Temperature on Viscosity



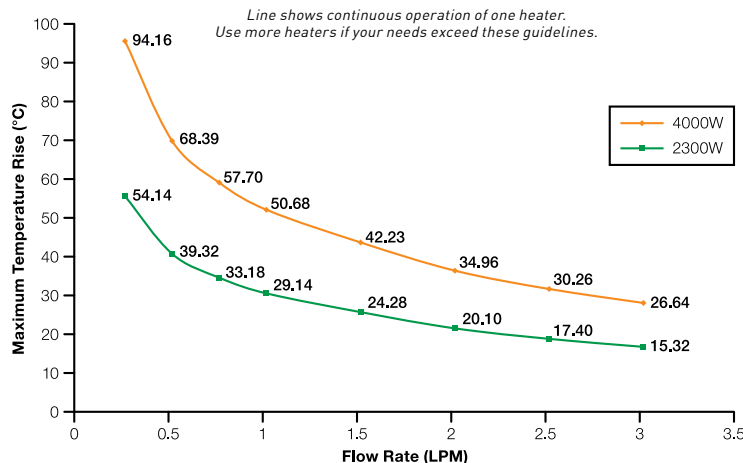
### Typical Pressure Fed Air Spray Gun Flow Rates

Orifice Size in. (mm)	Viscosity	Material Usage oz/min (L/min)
0.030 (0.762)	Light	4-12 (0.12-0.36)
0.042 (1.067)	Light-Medium	8-20 (0.24-0.60)
0.055 (1.397)	Medium	16-30 (0.48-0.90)
0.070 (1.778)	Medium-Heavy	16-35 (0.48-1.05)
0.086 (2.184)	Heavy	16-40 (0.48-1.20)
0.110 (2.790)	Heavy	16-45 (0.48-1.35)

**For more information on Spray Guns and how to order, refer to page 351.**

### Maximum Temperature Rise vs Flow Rate

4000W Viscon HP Heater – Test Fluid: 10W Hydraulic Oil  
2300W Viscon HP Heater – Test Fluid: 10W Hydraulic Oil





## Hepa/Merv Filter Chart

Your filters MERV Rating is a good way to help judge the effectiveness of the filter. MERV means Minimum Efficiency Reporting Value which was developed by the American Society of Heating, Refrigeration and Air Conditioner Engineers - ASHRAE. MERV values vary from 1 to 16. The higher the MERV value is the more efficient the filter will be in trapping airborne particles. Another consideration is air flow through the your HVAC system. Leaving a dirty air filter in place or using a filter that is too restrictive may result in low air flow and possibly cause the system to malfunction.

ASHRAE recommends MERV 6 or higher. US Department of Energy recommends MERV 13 LEED recommends MERV 8 at a minimum

See the chart below for filter MERV descriptions:

Standard 52.5 Minimum Efficiency Reporting Value	Dust Spot Efficiency	Arrestance	Typical Controlled Contaminant	Typical Applications and Limitations	Typical Air Filter/Cleaner Type
20 19 18 17	n/a n/a n/a n/a	n/a n/a n/a n/a	< 0.30 pm particle size Virus (unattached) Carbon Dust All Combustion smoke	Cleanrooms Radioactive Materials Pharmaceutical Man. Carcinogenetic Materials	>99.999% eff. On .10-.20 pm Particles" Particles Particulates >99.97% eff. On .30 pm Particles"
16 15  14 13	n/a >95%  90-95% 89-90%	n/a n/a  >98% >98%	.30-1.0 pm Particle Size All Bacteria  Most Tobacco Smoke Proplet Nuceli (Sneeze)	General Surgery Hospital Inpatient Care  Smoking Lounges Superior Commercial Buildings	<b>Bag Filter</b> - Nonsupported microfine fiberglass or synthetic media, 12-36 in. deep, 6-12 pockets" <b>Box Filter</b> - Rigid Style Cartridge Filters 6 to 12" deep may use lofted or paper media.
12  11  10  9	70-75%  60-65%  50-55%  40-45%	>95%  >95%  >95%  >90%	1.0-3.0 pm Particle Size Legionella Humidifier Dust Lead Dust Milled Flour Auto Emissions Welding Fumes	Superior Residential  Better Commercial Buildings  Hospital Laboratories	<b>Bag Filter</b> - Nonsupported microfine fiberglass or synthetic media, 12-36 in. deep, 6-12 pockets <b>Box Filter</b> - Rigid Style Cartridge Filters 6 to 12" deep may use lofted or paper media.
8  7  6  5	30-35%  25-30%  <20%  <20%	>90%  >90%  85-90%  80-85%	3.0-10.0 pm Particle Size  Mold Spores Hair Spray  Fabric Protector Dusting Aids  Cement Dust Pudding Mix	Commercial Buildings  Better Residential  Industrial Workplace  Paint Booth Inlet	<b>Pleated Filters</b> - Disposable, extended surface area, thick with cotton-polyester blend media, cardboard frame <b>Cartridge Filters</b> - Graded density viscous coated cube or pocket filters, synthetic media <b>Throwaway</b> - Disposable synthetic panel filter
4  3  2  1	<20%  <20%  <20%  <20%	75-80%  70-75%  65-70%  <65%	>10.0 pm Particle Size Pollen Dust Mites Sanding Dust Spray Paint Dust Textile Fibers Carpet Fibers	Minimal Filtration Residential    Window A/C Units	<b>Throwaway</b> - Disposable fiberglass or synthetic panel filter. <b>Washable</b> - Aluminum Mesh <b>Electrostatic</b> - Self charging woven panel filter

## Dust Collector Ventilation Guide

### Recommended Ventilation for Various Sized Tanks

Size of Tank	Volume in Cubic Feet	Cubic Feet of Solvent Vapor to Make 1% by Volume	Gallons of Coating Used to Make 1% by Volume of Solvent Vapor in Air	Air Changes per Hour Needed to Keep Solvent to 1% by Volume	Gallons of coating Sprayed in One Hour	Minutes Required to Change Air to Keep Solvent to 1% by Volume1	Recommended Suction Fan to Keep the Air Far Below Any Explosive Limit (Cubic Feet per Minute)	Recommended Changes of Air to Keep Solvent Fumes Far Below Explosive Limit
5,000 gals	668	6.7	0.26	19.30	5	3	1,000	40 seconds
10,000 gals	1,336	13.4	0.52	9.60	5	6	2,000	40 seconds
25,000 gals	3,342	33.4	1.30	3.80	10	8	2,000	1.7 seconds
50,000 gals	6,684	66.8	2.60	3.80	10	16	3,000	2.2 minutes
100,000 gals	13,378	133.6	5.20	1.90	10	31	5,000	2.7 minutes
250,000 gals	33,420	334.2	13.00	0.77	20	40	10,000	3.3 minutes
400,000 gals	53,500	535.0	20.80	0.48	20	62	10,000	5.4 minutes
13,500 bbls	75,800	758.0	29.40	0.34	50	35	25,000	3.0 minutes
27,000 bbls	151,600	1516.0	58.80	0.26	50	70	35,000	4.3 minutes
50,000 bbls	280,000	2800.0	108.30	0.14	50	130	50,000	5.6 minutes

1 This data is based on a specific coating. To obtain the gallons required of any coating to make 1% by volume of solvent vapor in air:

- a. Multiply the percent solvents by volume by the cubic feet of solvent vapor per gallon. If there is more than one solvent, multiply the percentage of each by the cubic feet of vapor per gallon and add them. This will give the cubic feet of solvent vapor per gallon of coating.
- b. Divide the cubic feet of solvent vapor to make 1% by volume by the cubic feet of solvent vapor per gallon of coating.

Cubic Feet of Solvent Vapor to Make 1% by Volume Cubic Feet of Solvent Vapor per Gallon of Coating.

This will give the gallons of coating required to make 1% by volume of solvent vapor in air.

### Abrasive Size Conversion Chart

Chilled Iron Grit mm		Steel Grit mm		Steel Shot mm	
G02	<0.13				
G05	0.12-0.3	G120	0.125-0.3	S70	0.18-0.35
G07	0.18-0.42	G80	0.18-0.42	S110	0.3-0.5
G12	0.3-0.71	G50	0.3-0.71	S170	0.42-0.71
G17	0.42-0.85	G40	0.42-1.0	S230	0.6-0.85
G24	0.6-1.0	G25	0.7-1.2	S280	0.71-1.0
G34	0.85-1.2			S330	0.85-1.2
G39	1.0-1.4	G18	1.0-1.4	S390	1.0-1.4
G47	1.2-1.7	G16	1.2-1.7	S460	1.2-1.7
G55	1.4-2.0	G14	1.4-2.0	S550	1.4-2.0
G66	1.7-2.4	G12	1.7-2.4	S660	1.7-2.4
G80	2.0-2.8			S780	2.0-2.8
Glass Bead	Micron	Garnet	Micron		
A	850-600	20/40	850-250		
B	600-425	600/250	600-250		
C	425-250	Premium	600-200		
AB	300-180	Speedblast	500-150		
AC	250-125	Newsteel	300-150		
AD	212-106				
AE	150-90				
AH	90-45				
INDA					

## Other Surface Cleanliness Factors

### Subtle Contaminants – Causes, Tests and Prevention

In addition to the obvious gross surface contaminants such as rust and old coatings, there are some subtle but serious contaminants which can cause major coating failure.

#### Salt (specifically Chloride Ions)

**Possible causes**

New steel

- contaminated abrasive.
- contaminated water (rinsing or pressure washing).

Existing steel

- both of the above, plus environmental industrial exposure, e.g. marine location or industrial process.

**Tests**

Many methods are available – including Chlor\*Test kits, Bresle patches, SCAT kits, Conductivity Meters – refer work specification and relevant AS/ISO standards.

**Prevention**

- use a traceable quality, low salt abrasive, e.g. GMA Garnet.
- test abrasive for chloride content.
- test cleaning water for chloride content.
- pretest existing structures for chloride presence prior to blasting.
- rinse with clean water and/or a soluble salt remover e.g. Chlor-rid.

#### Oil-Grease (Thin Film)

**Possible causes**

New steel

- mill or warehousing or fabrication treatments.
- contaminated compressed air.

Existing steel

- the above, plus environmental exposure.

**Tests**

Water Break Test, UV Illumination Test – refer work specifications and appropriate AS/ISO standards.

**Prevention**

- test and maintain compressed air quality.
- pre-test and/or pre-clean work prior to blasting by degreasing and/or rinsing.

#### Dust/Debris

**Possible causes**

- poor quality abrasive causing excessive dust and debris, e.g. crushed glass.
- failure to blow-off surface completely after blasting.

**Tests**

Clean Rag Wipe Test, Pressure Sensitive Tape Method – refer work specifications and relevant AS/ISO standard.

**Prevention**

- use a low dust abrasive, e.g. GMA Garnet.
- blow off all surfaces after blasting.



THE ENVIRONMENT CAN EXPOSE STEEL TO ALL THE ELEMENTS

**DISCLAIMER:** The above information is a guide only. It in no way purports nor represents to cover all factors, causes, tests or prevention of contaminants. It is the responsibility of the reader and/or users of the above information to separately determine and verify surface cleanliness methods and procedures as directed or indicated in any work specification or standards. BlastOne expressly disclaims any liability for the use or misuse of the above information.

## Other Surface Cleanliness Factors

### Prior to blasting and/or blowing off the work surface

#### Why compressed air quality is critical

One of the key aims of blast cleaning is to remove surface contaminants, corrosion, old paint etc. to ensure a good performance of the coating system.

The compressed air must be clean, otherwise the blasting will introduce fresh contaminants as fast as the old contaminants are removed!

#### Contaminants to check in the compressed air

- dirt.
- oil (mist or droplets).
- moisture (mist or droplets).

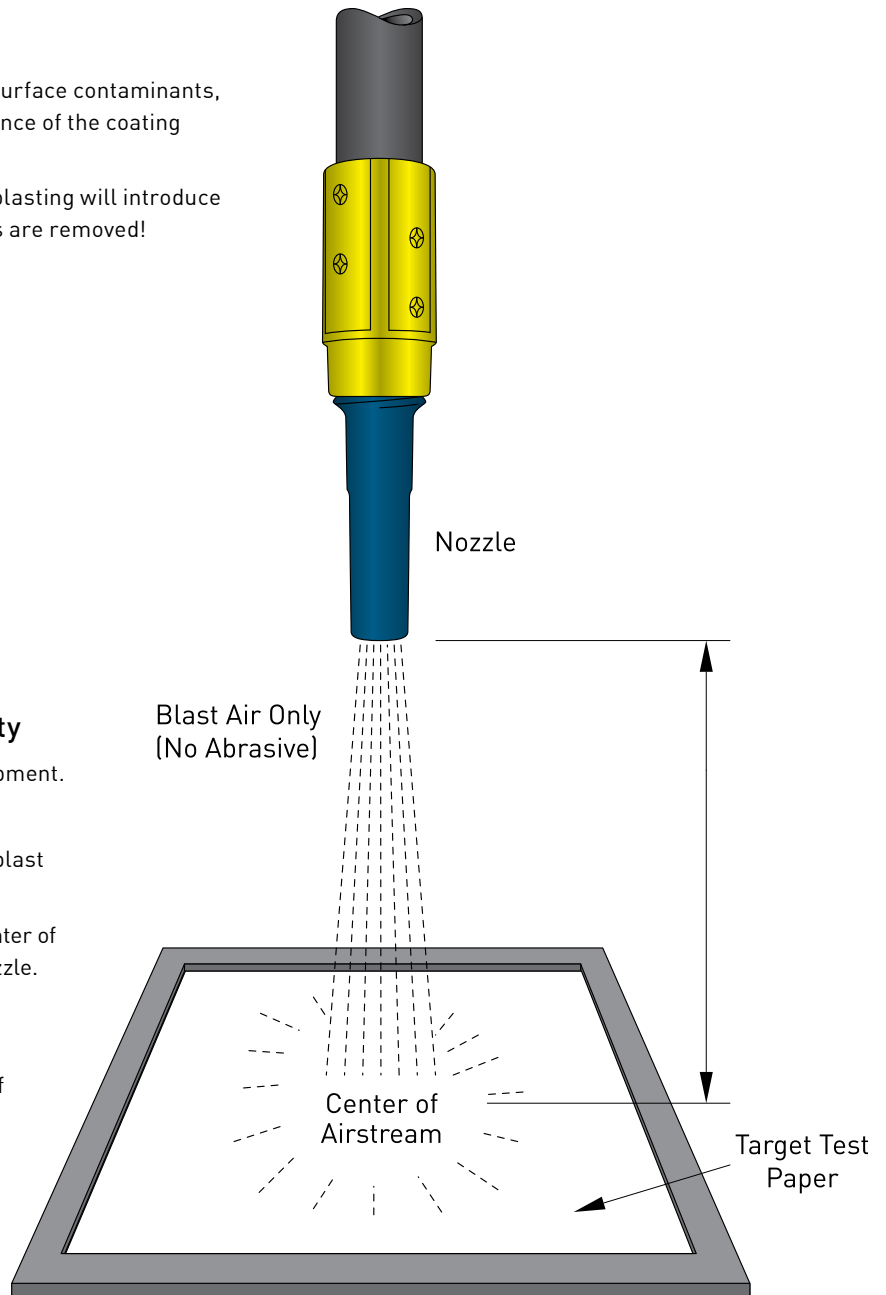
Each and all of these can cause coating failure!

#### Recommended check intervals

- Test before commencing blasting.
- Every 4 hours when blasting continuously.

#### Blotter Paper Method to check air quality

1. Start the compressor and set up the blast equipment.
2. Secure the test paper apparatus.
3. When the compressor is warmed up, start the blast equipment with NO abrasive in the airstream.
4. Position the nozzle so the test paper is in the center of the airstream and within 24" (600 mm) of the nozzle.
5. Sustain the test for 2 minutes continuously.
6. After 2 minutes, stop the test and immediately check the test paper for any sign, feel or smell of oil, moisture or other contaminants.



**DISCLAIMER:** The above information and procedure does not nor shall not be taken as representing not intending to be an approved nor a complying nor a standard method nor procedure for testing compressed air quality. It is the responsibility of the reader and/or users of this information to separately determine and verify the correct method and procedure for testing compressed air quality as directed or required or indicated by any work specification or order or other standards. BlastOne expressly disclaims any liability for the use or misuse of the above information and procedure.

## Climatic Conditions for Safe Painting

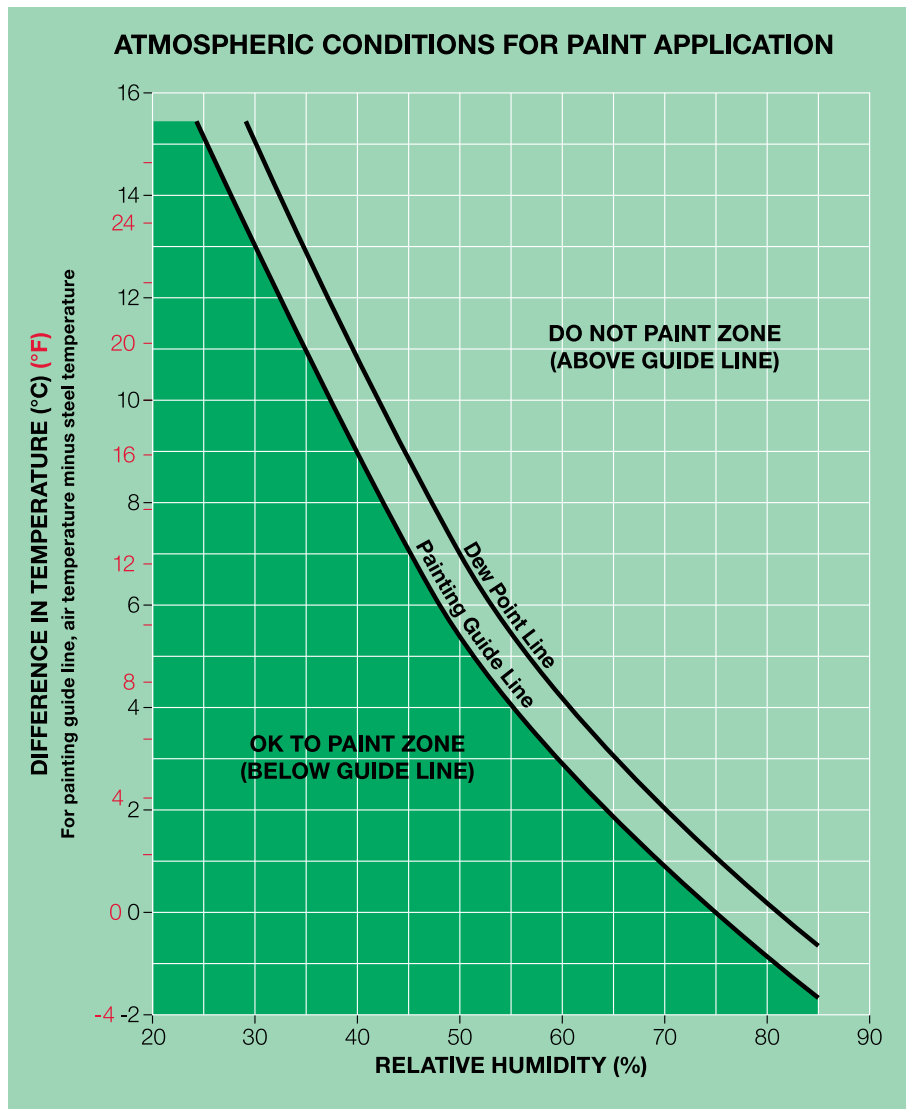
It is critical to the success of most coating systems, that the surface is completely free of moisture prior to and during paint application and curing.

### Dewpoint

Condensation of water (dew) from the atmosphere on to the surface will occur, given the right conditions.

For a given set of conditions, the temperature at which condensation will occur is called the Dewpoint.

As long as the surface temperature is 3°C/5°F (or more) above the Dewpoint temperature, it is generally considered safe to paint as far as risk of condensation is concerned.



### Instructions for use

#### 1. Measure

- air temperature
- surface temperature
- relative humidity

Use the same instrument for reading the air and surface temperature, and with an accuracy of ±0.5°C (33°F).

#### 2. Calculate

The temperature difference  
i.e. air temperature minus surface temperature

#### 3. Plot and intersect on the chart

the temperature difference and the relative humidity

If the intersection point is BELOW the guide line

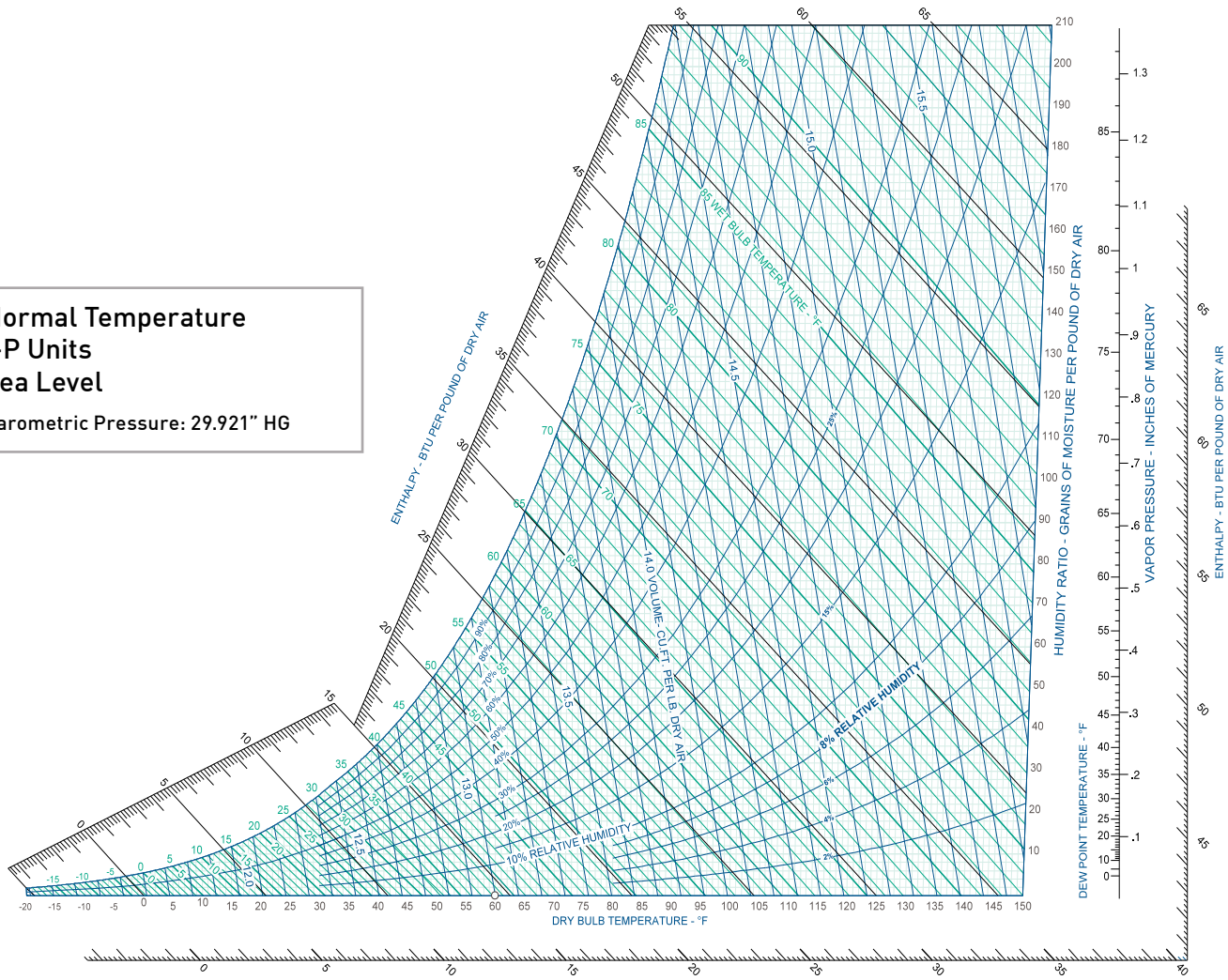
- indicates conditions are safe to paint
- ABOVE the guide line
- indicates UNSAFE conditions for painting

# Psychrometric Chart

## Dewpoint Scale: °F / °C to Grains per Pound

°F	°C	Grains/Pound	°F	°C	Grains/Pound	°F	°C	Grains/Pound	°F	°C	Grains/Pound	°F	°C	Grains/Pound
120	48.89	570.4	95	35.00	257.1	70	21.11	110.7	45	7.22	44.32	20	-6.67	15.06
119	48.33	552.8	94	34.44	248.9	69	20.56	107.0	44	6.67	42.64	19	-7.22	14.36
118	47.78	535.6	93	33.89	240.9	68	20.00	103.2	43	6.11	41.02	18	-7.78	13.67
117	47.22	519.0	92	33.33	233.1	67	19.44	99.88	42	5.55	39.47	17	-8.33	13.03
116	46.67	503.0	91	32.78	225.6	66	18.89	96.18	41	5.00	37.95	16	-8.89	12.40
115	46.11	487.3	90	32.22	218.3	65	18.33	92.82	40	4.44	36.49	15	-9.44	11.81
114	45.55	472.2	89	31.67	211.2	64	17.78	89.60	39	3.89	35.08	14	-10.00	11.24
113	45.00	457.5	88	31.11	204.3	63	17.22	86.45	38	3.33	33.73	13	-10.56	10.70
112	44.44	443.3	87	30.55	197.7	62	16.67	83.37	37	2.78	32.42	12	-11.11	10.18
111	43.89	429.4	86	30.00	191.2	61	16.11	80.43	36	2.22	31.15	11	-11.67	9.681
110	43.33	416.1	85	29.44	184.9	60	15.56	77.56	35	1.67	29.93	10	-12.22	9.205
109	42.78	403.1	84	28.89	178.8	59	15.00	74.83	34	1.11	28.75	9	-12.78	8.751
108	42.22	390.5	83	28.33	173.0	58	14.44	72.10	33	0.56	27.81	8	-13.33	8.323
107	41.66	378.3	82	27.78	167.2	57	13.89	69.54	32	0.00	26.52	7	-13.89	7.91
106	41.11	366.4	81	27.22	161.7	56	13.33	67.02	31	-0.56	25.32	6	-14.44	7.518
105	40.56	354.9	80	26.67	156.3	55	12.78	64.60	30	-1.11	24.19	5	-15.00	7.140
104	40.00	343.8	79	26.11	151.1	54	12.22	62.26	29	-1.67	23.08	4	-15.56	6.784
103	39.44	332.9	78	25.55	146.0	53	11.67	59.98	28	-2.22	22.03	3	-16.11	6.443
102	38.89	322.4	77	25.00	141.1	52	11.11	57.79	27	-2.78	21.02	2	-16.67	6.117
101	38.33	312.2	76	24.44	136.4	51	10.56	55.66	26	-3.33	20.06	1	-17.22	5.806
100	37.78	302.3	75	23.89	131.7	50	10.00	53.61	25	-3.89	19.13	0	-17.78	5.510
99	37.22	292.7	74	23.33	127.3	49	9.44	51.62	24	-4.44	18.24			
98	36.67	283.4	73	22.78	123.0	48	8.89	49.70	23	-5.00	17.40			
97	36.11	274.4	72	22.22	118.8	47	8.33	47.84	22	-5.56	16.58			
96	35.55	265.6	71	21.67	114.7	46	7.78	46.05	21	-6.11	15.81			

**Normal Temperature**  
**I-P Units**  
**Sea Level**  
**Barometric Pressure: 29.921" HG**



## Choosing the Right Tip



Choosing the right tip is extremely important for maximum productivity, because the tip determines the fluid flow and the size of the spray pattern — the fan size. Using the right tip results in maximum control and minimum overspray, which means faster work and less paint usage, **which ultimately means finishing the job quickly without wasting paint!**

To choose the right spray tip, you need to consider several factors, such as the material thickness, the sprayer's maximum flow rate and the best fan size for the job. Knowing when a tip is worn and why to replace it are also important.

So the next time you're selecting spray tips, consider these questions:

### How thick is the material?

It's easy to determine which tip size to use when you know the type of material you'll be spraying. Lower viscosity (thinner) materials, such as stain or lacquer, require a spray tip with a smaller orifice or hole size. Heavier materials, like latex, require a tip with a larger orifice. Extremely heavy materials like elastomerics and blockfiller might require spray tips larger than .035.

### What is the sprayer's maximum flow rate?

For optimum performance, the sprayer must have a maximum flow rate higher than the flow rate of the tip, so be sure the flow rate of the tip is less than the maximum flow rate of your sprayer. Why use a tip with a lower flow rate? Because as the tip wears, the orifice becomes larger, and the flow rate increases.

Tip flow rates are listed in the Tip Charts found on the following pages.

### What is the best fan size for the job?

Fan size — the width of the spray pattern determines the area covered with each pass.

For a given tip orifice, a wider fan delivers a thinner coat, less defined spray pattern, more overspray and faster coverage on broad, open surfaces. A narrower fan delivers a thicker coat, more defined spray pattern, less overspray and better control when spraying small or confined surfaces.

To maximize productivity and lower labor costs, choose a tip with the right fan size. In general, a spray tip with a larger fan size increases production with less control, and a smaller fan size decreases production with more control.

### Recommended Tip Sizes For Common Coatings

FILTER SCREEN	TYPICAL PRODUCTS	TYPICAL TIP SIZES (THOU)
#30	Hibuild epoxy high solids coatings	25 +
#60	General industrial coatings	17- 23
#100	Decorative industrial topcoats	11- 15
#200	Superfine finish topcoats	7 - 12



### Make Sure Tip and Sprayer are Rated For Each Other

Suppose your sprayer has a flow rate of 0.38 gpm (1.4 Lpm), and you want to spray latex paint with a 0.017 in. (0.43 mm) tip.

The Tip Charts show that the 0.017 tip has a flow rate of 0.31 gpm (1.17 Lpm).

The Verdict? You can use the 0.017 tip, because it has a flow rate lower than the maximum flow rate of your sprayer.

### Orifice Size Alone Determines Flow Rate of Tip

Tips 286415 and 286515 both have a 0.24 gpm (0.9 Lpm) flow rate but different fan sizes. Tip 286415 sprays an 8 in. (203 mm) fan with a thicker coat (more film build), and tip 286515 sprays a 10 in. (254 mm) fan with a thinner coat (less film build).

Do not try to increase the area covered with each pass by backing the gun away from the surface. From farther away, less paint will reach the surface and go to waste as overspray.

The Solution? Use a tip with a larger fan and orifice. Remember, if you use a tip with a larger fan but not a larger orifice, the film build will be less, and you'll have to move the gun slower.

## Some Helpful Hints About Spray Tips

### Tips on Tips

1. Use smaller orifice sizes to spray lower viscosity materials such as stains and lacquers. Use larger orifice sizes for heavier viscosity coatings such as latex or oil-based paints.
2. Spraying at the lowest possible pressure will greatly extend the service life of major pump components – and spray tips too!
3. Even though Graco Airless Spray Guns are built for long life, you can extend the life of your gun even more with a daily maintenance routine. At the end of each day, clean and oil your gun with a lightweight spray oil such as WD-40.

### Expensive Decision

A contractor spraying with a worn tip uses, on average, 20% more paint and 20% more labor. Consider this: assuming paint is \$20/Gal. (\$5.28/L) consumption is 5 Gal (19L) per hour, and labor is \$36 per hour, the total cost is **\$136 per hour**.

But if the contractor sprays with a worn tip? Labor efficiency will decrease by 20% while paint consumption will increase to 6 Gal (22.7L) per hour, which will increase the **hourly cost to \$163.20**.

**The total cost increase will be \$217.60 per 8-hour shift.**

### How Do You Determine if a Tip is Worn?

**When a spray tip wears, the orifice gets bigger and rounder, which makes the fan pattern smaller.**

When the fan has lost **25% of its original size**, it is time to replace the tip.

When a tip with a 12" (305 mm) fan wears down to a 9" (230 mm) fan, it outputs 30% more paint on 25% less area.

Continuing to spray with a worn tip produces the following results:

- Painting takes longer, more paint gets used,
- The finish may be uneven and have runs.

### Replace Tips Often for Maximum Performance

Watch for runs or sags in the spray pattern as signs of a worn tip. Don't increase pressure to combat these problems.

You'll only waste paint and increase wear on the pump. Simply replace the worn tip. Worn-out tips also wear components in your equipment much faster. By spraying materials with correctly sized Graco tips and replacing tips when necessary, you'll maximize productivity, save paint and earn more profits.

### Five Ways to Extend Tip Life:

1. **Spray at the lowest pressure that atomizes the material.**
2. **Strain the material before you spray it.**
3. **Use the correct size filters.**
4. **Clean the filters after every use.**
5. **Clean the tip with a soft-bristled brush.**


### Can You Afford the High Cost of Using a Worn Tip?

Choosing the right spray tip is essential for a quality finish no matter what material is being sprayed, but tips wear with normal use. It's impossible to say how long a tip will last, because there is a huge difference in abrasiveness from one coating to another.

For example, latex paints are usually more abrasive than lacquers or alkyd enamels. There's even a wide variation in the abrasiveness of latex paints from one manufacturer to another. And because paint is sprayed at different pressures, some tips will wear faster than others.

Abrasive material sprayed at too high a pressure or through too small a tip causes faster tip wear, which wastes time, paint and of course, money.

NEW 615 TIP





## Paint Application Tables (English USA Units)

**Formula**

Corrected Volume Solids (CVS)

$CVS = \frac{\text{Original Vol.Solids} \times 100}{(100 + \% \text{ thinner added})}$

**Corrected Volume Solids (to the nearest 1%)  
after adding thinner to various initial volume solids coatings**

Amount of Thinner Added per 5 Gallons											
	%	2.5%	3.125%	5%	6.25%	7.5%	10%	12.5%	18.75%	25%	27.5%
Initial volume solids before thinning	qt	0.500	0.625	1.0	1.25	1.5	2.0	2.5	3.75	5	5.50
	US gallons			0.25	0.31	0.375	0.50	0.625	0.938	1.25	1.375
	100%	98	97	96-95	94	93	91	89	84	80	78
	95%	93	92	91-90	89	88	86	84	80	76	75
	90%	88	87	86	85	84	82	80	76	72	71
	85%	83	82	81	80	79	77	76	72	68	67
	80%	78	78	77-76	75	74	73	71	67	64	63
	75%	73	73	71	71	70	68	67	63	60	59
	70%	68	68	67	66	65	64	62	59	56	55
	65%	63	63	62	61	60	59	58	55	52	51
	60%	59	58	57	57	56	55	53	51	48	47
	55%	54	53	52	52	51	50	49	46	44	43
	50%	49	48	48	47	47	46	44	42	40	39
	45%	44	44	43	42	42	41	40	38	36	35
	40%	39	39	38	38	37	36	36	34	32	31
	35%	34	34	33	33	33	32	31	30	28	27
30%	29	29	29	28	28	27	27	25	24	24	
25%	24	24	24	24	23	23	22	21	20	20	

**Formula**

Applied Wet Film Thickness (WFT)

$WFT = \frac{\text{Dry Film Thickness (DFT)} \times 100}{\text{Corrected Volume Solids}}$

**Application Wet Film Thickness (in mils)\*  
to achieve required DFT for various volume solids coatings**

Volume Solids (%)														
	35	40	45	50	55	60	65	70	75	80	85	90	95	
Required DFT (Mils)	1	2.9	2.5	2.2	2	1.8	1.7	1.5	1.4	1.3	1.3	1.2	1.1	1.1
	2	5.7	5	4.4	4	3.6	3.3	3.1	2.9	2.7	2.5	2.4	2.2	2.1
	3	8.6	7.5	6.7	6	5.5	5	4.6	4.3	4	3.8	3.5	3.3	3.2
	4	11.4	10	8.9	8	7.3	6.7	6.2	5.7	5.3	5	4.7	4.4	4.2
	5	14.3	12.5	11.1	10	9.1	8.3	7.7	7.1	6.7	6.3	5.9	5.6	5.3
	6	17.1	15	13.3	12	10.9	10	9.2	8.6	8	7.5	7.1	6.7	6.3
	7	20	17.5	15.6	14	12.7	11.7	10.8	10	9.3	8.8	8.2	7.8	7.4
	8	22.9	20	17.8	16	14.5	13.3	12.3	11.4	10.7	10	9.4	8.9	8.4
	9	25.7	22.5	20	18	16.4	15	13.8	12.9	12	11.3	10.6	10	9.5
	10	28.6	25	22.2	20	18.2	16.7	15.4	14.3	13.3	12.5	11.8	11.1	10.5

\* Theoretically calculated figures and NOT applicable for zinc coatings

## Paint Application Tables (Metric Units)

**Corrected Volume Solids (to the nearest 1%)  
after adding thinner to various initial volume solids coatings**

**Formula**

Corrected Volume Solids (CVS)

CVS =  $\frac{\text{Original Vol.Solids} \times 100}{100 + \% \text{ thinner added}}$

		Amount of Thinner Added per 20 Liters										
		%	2.5%	3.125%	5%	6.25%	7.5%	10%	12.5%	18.75%	25%	27.5%
<b>Initial volume solids before thinning</b>	mL	500	625		1000	1250	1500					
	liters				1	1.25	1.5	2	2.5	3.75	5	7.5
	100%	98	97		96-95	94	93	91	89	84	80	73
	95%	93	93		91-90	90	89-88	87	85	81	77	70
	90%	88	87		86	84	84	82	80	76	72	66
	85%	83	82		81	80	79	78	76	72	68	62
	80%	78	78		77-76	75	74	73	71	68	64	58
	75%	73	73		72	71	70	69-68	67	63	60	55
	70%	68	68		67	66	65	64	62	59	56	51
	65%	64	63		62	61	60	60-59	58	55	52	47
	60%	59	58		57	57	56-55	55	53	51	48	44
	55%	54	53		53-52	52	51	50	49	46	44	40
	50%	49	48		48	47	46	46	45	42	40	36
	45%	44	44		43	42	42	41	40	38	36	33
	40%	39	39		38	38	37	37-36	36	34	32	29
	35%	34	34		34	33	33	32	31	30	28	26
30%	29	29		29	28	28	27	27	25	24	22	
25%	24	24		24	24	23	23	22	21	20	18	

**Application Wet Film Thickness (in microns)\*  
to achieve required DFT for various volume solids coatings**

**Formula**

Applied Wet Film Thickness (WFT)

WFT =  $\frac{\text{Dry Film Thickness (DFT)} \times 100}{\text{Corrected Volume Solids}}$

		Volume Solids (%)												
		35	40	45	50	55	60	65	70	75	80	85	90	95
<b>Required DFT (microns)</b>	25	71	63	56	50	46	42	39	36	33	31	29	28	26
	50	143	125	111	100	91	83	77	71	67	63	59	56	53
	75	214	188	167	150	136	125	115	107	100	94	88	83	79
	100	286	250	222	200	182	167	154	143	133	125	118	111	105
	125	357	313	278	250	227	208	192	179	167	156	147	139	132
	150	429	375	333	300	273	250	231	214	200	188	177	167	158
	175	500	438	389	350	318	292	269	250	233	219	206	194	184
	200	571	500	444	400	364	333	308	286	267	250	235	222	211
	250	714	625	556	500	455	417	385	357	333	313	294	278	263
	300	857	750	667	600	546	500	462	429	400	375	353	333	316

\* Theoretically calculated figures and NOT applicable for zinc coatings

## Paint Application Information (English USA Units)

**Spreading Rate (ft<sup>2</sup>/gal)\***  
 achieving required DFT for various solids coatings

**Formula**

**Theoretical Spreading Rate (SR)**

$$SR = \frac{\text{Corrected Volume Solids (CVS)} \times 16}{\text{Dry Film Thickness (DFT)}}$$

		Volume Solids (%)																
		20	25	30	35	40	45	50	55	60	65	70	75	80	85	90	95	100
Dry Film Thickness (mils)	0.5	640	800	960	1120	1280	1440	1600	1760	1920	2080	2240	2400	2560	2720	2880	3040	3200
	1.0	320	400	480	560	640	720	800	880	960	1040	1120	1200	1280	1360	1440	1520	1600
	1.5	213	267	320	373	427	480	533	587	640	693	747	800	853	907	960	1013	1067
	2.0	160	200	240	280	320	360	400	440	480	520	560	600	640	680	720	760	800
	3.0	107	133	160	187	213	240	267	293	320	347	373	400	427	453	480	507	533
	4.0	80	100	120	140	160	180	200	220	240	260	280	300	320	340	360	380	400
	5.0	64	80	96	112	128	144	160	176	192	208	224	240	256	272	288	304	320
	6.0	53	67	80	93	107	120	133	147	160	173	187	200	213	227	240	253	267
	7.0	46	57	69	80	91	103	114	126	137	149	160	171	183	194	206	217	229
	8.0	40	50	60	70	80	90	100	110	120	130	140	150	160	170	180	190	200
	10.0	32	40	48	56	64	72	80	88	96	104	112	120	128	136	144	152	160
	12.0	27	33	40	47	53	60	67	73	80	87	93	100	107	113	120	127	133
	16.0	20	25	30	35	40	45	50	55	60	65	70	75	80	85	90	95	100
20.0	16	20	24	28	32	36	40	44	48	52	56	60	64	68	72	76	80	

\* Theoretically calculated figures may vary from practical spreading rates by as much as 50% or more.

## Paint Application Information (Metric Units)

**Spreading Rate (m<sup>2</sup>/liter)\***  
 achieving required DFT for various solids coatings

**Formula**

**Theoretical Spreading Rate (SR)**

$$SR = \frac{\text{Corrected Volume Solids (CVS)} \times 10}{\text{Dry Film Thickness (DFT)}}$$

		Volume Solids (%)																
		20	25	30	35	40	45	50	55	60	65	70	75	80	85	90	95	100
Dry Film Thickness (microns)	20	10.0	12.5	15.0	17.5	20.0	22.5	25.0	27.5	30.0	32.5	35.0	37.5	40.0	42.5	45.0	47.5	50.0
	25	8.0	10.0	12.0	14.0	16.0	18.0	20.0	22.0	24.0	26.0	28.0	30.0	32.0	34.0	36.0	38.0	40.0
	30	6.7	8.3	10.0	11.7	13.3	15.0	16.7	18.3	20.0	21.7	23.3	25.0	26.7	28.3	30.0	31.7	33.3
	50	4.0	5.0	6.0	7.0	8.0	9.0	10.0	11.0	12.0	13.0	14.0	15.0	16.0	17.0	18.0	19.0	20.0
	75	2.7	3.3	4.0	4.7	5.3	6.0	6.7	7.3	8.0	8.7	9.3	10.0	10.7	11.3	12.0	12.7	13.3
	100	2.0	2.5	3.0	3.5	4.0	4.5	5.0	5.5	6.0	6.5	7.0	7.5	8.0	8.5	9.0	9.5	10.0
	125	1.6	2.0	2.4	2.8	3.2	3.6	4.0	4.4	4.8	5.2	5.6	6.0	6.4	6.8	7.2	7.6	8.0
	150	1.3	1.7	2.0	2.3	2.7	3.0	3.3	3.7	4.0	4.3	4.7	5.0	5.3	5.7	6.0	6.3	6.7
	175	1.1	1.4	1.7	2.0	2.3	2.6	2.9	3.1	3.4	3.7	4.0	4.3	4.6	4.9	5.1	5.4	5.7
	200	1.0	1.3	1.5	1.8	2.0	2.3	2.5	2.8	3.0	3.3	3.5	3.8	4.0	4.3	4.5	4.8	5.0
	250	0.8	1.0	1.2	1.4	1.6	1.8	2.0	2.2	2.4	2.6	2.8	3.0	3.2	3.4	3.6	3.8	4.0
	300	0.7	0.8	1.0	1.2	1.3	1.5	1.7	1.8	2.0	2.2	2.3	2.5	2.7	2.8	3.0	3.2	3.3
	400	0.5	0.6	0.8	0.9	1.0	1.1	1.3	1.4	1.5	1.6	1.8	1.9	2.0	2.1	2.3	2.4	2.5
500	0.4	0.5	0.6	0.7	0.8	0.9	1.0	1.1	1.2	1.3	1.4	1.5	1.6	1.7	1.8	1.9	2.0	

\* Theoretically calculated figures may vary from practical spreading rates by as much as 50% or more.

## Paint Application Information

### Calculation of Test Voltage

For high voltage spark test Holiday Detectors

$$\text{Test Voltage (V)} = \frac{250 \times \sqrt{\text{Dry Film Thickness}^*}}{\text{Coating Factor (C)}}$$

**Notes: Dry Film Thickness Value**

- use the work specification thickness
- use the actual thickness if it is more than 25% above the work specification
- use DFT in Microns (Mils x 25.4).

Coating Factor	Coating Type
1	Ultra Hi-Builds 80%+ volume solids, e.g. Fusion bonded Epoxy, Solventless Epoxy Polyester - Vinyl Ester
2	Hi-Builds 60%-79% volume solids, e.g. Highbuild epoxy, Coal Tar Epoxy
3	Medium Builds 40%-59% volume solids, e.g. Medium epoxies
4	Low-Builds 15%-39% volume solids, e.g. Vinyl coating, Chlorinated Rubber <span style="float: right;">* in Microns</span>



### Airless Spray – Fluid Pressure Loss Calculation

For pressure loss through pipe or tube

$$\text{Pressure Drop P (in psi)} = \frac{0.0273 \times Q \times V \times L}{D^4}$$

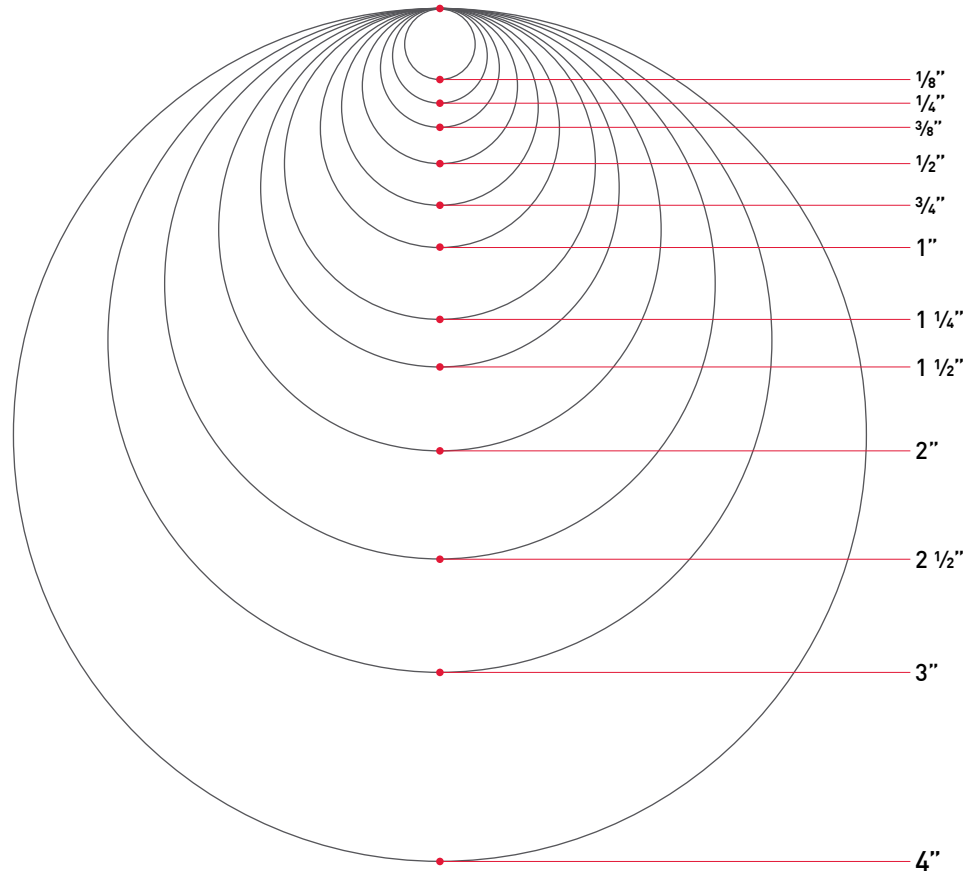
where.....

- Q = flow rate (in US gallons per minute)
- V = viscosity of fluid (in poise)
- L = length of pipe (in feet)
- D = internal pipe diameter (in inches)

# Threaded Fitting Sizes

## Instructions for use

1. Place male fitting on the sizing circles and match the size.
2. The fitting size is printed outside and below the corresponding sizing circle.



### Thread Pitch Calculation

**SIX WHOLE THREADS**  
across the  
**'N' DISTANCE**



If there are **SIX WHOLE THREADS** within the  
**N Distance** and if  $N = \frac{3}{4}$ "  
then the calculation is 6 divided by  $\frac{3}{4}$   
which equals **8 TPI** (TPI = Threads per Inch)

### NB (Nominal Bore) Size Guide

**Example:** If the above fitting measurement at **X** is **1 7/8" (47.6mm)**, then the **NB Size is 1 1/2" (38mm)**

Figures highlighted on table →

# Threaded Fitting Sizes

Nominal Bore (NB) Pipe Size		Approx. Measurement of Outside Diameter of MALE THREAD		Threads per Inch	Thread Pitch (Distance between each thread)	
						
Imperial	Metric	Imperial	Metric	(TPI)	(inch)	(mm)
1/8" BSP	(6 mm)	(3/8")	9.5 mm	28	0.036	0.91
1/8" NPT	(6 mm)	(3/8")	9.5 mm	27	0.037	0.94
1/4" BSP	(8 mm)	(1/2")	12.7 mm	19	0.053	1.34
1/4" NPT	(8 mm)	(1/2")	12.7 mm	18	0.056	1.41
3/8" BSP	(10 mm)	(5/8")	15.9 mm	19	0.053	1.34
3/8" NPT	(10 mm)	(5/8")	15.9 mm	18	0.056	1.41
1/2" BSP	(13 mm)	(1 1/16")	20.7 mm	14	0.071	1.81
1/2" NPT	(13 mm)	(1 1/16")	20.7 mm	14	0.071	1.81
3/4" BSP	(20 mm)	(1 1/32")	26.2 mm	14	0.071	1.81
3/4" NPT	(20 mm)	(1 1/32")	26.2 mm	14	0.071	1.81
1" BSP	(25 mm)	(1 1/4")	31.8 mm	11	0.091	2.31
1" NPT	(25 mm)	(1 1/4")	31.8 mm	11 1/2	0.087	2.21
1 1/4" BSP	(32 mm)	(1 5/8")	41.3 mm	11	0.091	2.31
1 1/4" NPT	(32 mm)	(1 5/8")	41.3 mm	11 1/2	0.087	2.21
1 1/2" BSP	(38 mm)	(1 7/8")	47.6 mm	11	0.091	2.31
1 1/2" NPT	(38 mm)	(1 7/8")	47.6 mm	11 1/2	0.087	2.21
2" BSP	(50 mm)	(2 5/16")	58.7 mm	11	0.091	2.31
2" NPT	(50 mm)	(2 5/16")	58.7 mm	11 1/2	0.087	2.21
2 1/2" BSP	(65 mm)	(2 7/8")	73 mm	11	0.091	2.31
2 1/2" NPT	(65 mm)	(2 7/8")	73 mm	8	0.125	3.18
3" BSP	(80 mm)	(3 15/32")	88 mm	11	0.091	2.31
3" NPT	(80 mm)	(3 15/32")	88 mm	8	0.125	3.18
4" BSP	(100 mm)	(4 15/32")	113 mm	11	0.091	2.31
4" NPT	(100 mm)	(4 15/32")	113 mm	8	0.125	3.18
6" BSP	(150 mm)	(6 15/32")	163 mm	11	0.091	2.31
6" NPT	(150 mm)	(6 15/32")	163 mm	8	0.125	3.18

## Compressed Air Pressure Loss in Air Hose

### Hoseline Pressure Loss (psi)

Hose Inside Diameter (in)	Hose Length (ft)	Free Air (cfm)	Line Pressure (psig)							
			60	80	100	120	150	200	300	
¾	50	60	3.1	2.4	2.0					
		80	5.3	4.2	3.5	2.9	2.4	1.8	1.2	
		100	8.1	6.4	5.2	4.5	3.6	2.8	1.9	
		120		9.0	7.4	6.3	5.1	3.9	2.7	
		140		12.0	9.9	8.4	6.9	5.3	3.6	
		160			12.7	10.8	8.9	6.8	4.6	
		180				13.6	11.1	8.5	5.8	
		200				16.6	13.5	10.4	7.1	
		220					16.2	12.4	8.4	
		1	50	120	2.7	2.1				
150	4.1			3.2	2.7	2.3				
180	5.8			4.6	3.8	3.2	2.6	2.0	1.3	
210	7.7			6.1	4.0	4.3	3.5	2.7	1.8	
240				7.9	6.5	5.5	4.5	3.4	2.3	
270				9.8	8.1	6.9	5.6	4.3	2.9	
300				12.0	9.9	8.4	6.9	5.3	3.6	
330					11.8	10.0	8.2	6.3	4.3	
360					13.9	11.9	9.7	7.4	5.0	
390						13.8	11.3	8.7	5.9	
1 ¼	50	420				15.9	13.0	10.0	6.8	
		450					14.8	11.4	7.7	
		200	2.4							
		250	3.7	2.9	2.4	2.0				
		300	5.2	4.1	3.4	2.9	2.3	1.8	1.2	
		350	7.0	5.5	4.5	3.8	3.1	2.4	1.6	
		400	8.9	7.0	5.8	4.9	4.0	3.1	2.1	
		450		8.8	7.3	6.2	5.0	3.9	2.6	
		500		10.8	8.9	7.6	6.2	4.7	3.2	
		550			10.7	9.1	7.4	5.7	3.9	
1 ½	50	600			12.6	10.7	8.7	5.7	4.6	
		650			14.6	12.4	10.2	7.8	5.3	
		700				14.3	11.7	9.0	6.1	
		750					13.3	10.2	6.9	
		800					15.0	11.5	7.8	
		300	2.1							
		400	3.7	2.9	2.4	2.0				
		500	5.6	4.4	3.7	3.1	2.5	1.9	1.3	
		600	8.0	6.3	5.2	4.4	3.6	2.8	1.9	
		700		8.5	7.0	5.9	4.9	3.7	2.5	
2	50	800		10.9	9.0	7.7	6.3	4.8	3.2	
		900			11.2	9.5	7.8	6.0	4.1	
		1000			13.6	11.6	9.5	7.3	4.9	
		1100				14.0	11.4	8.8	6.0	
		1200					13.6	10.4	7.1	
		1300					15.8	12.1	8.3	
		600	1.9							
		800	3.2	2.5	2.1					
		1000	5.0	3.9	3.2	2.7	2.2	1.7	1.1	
		1200	7.0	5.5	4.5	3.8	3.1	2.4	1.6	
1400	9.3	7.4	6.1	5.2	4.2	3.2	2.2			
1600		9.6	7.9	6.7	5.5	4.2	2.8			
1800		12.1	9.9	8.4	6.9	5.3	3.6			
2000			12.2	10.4	8.5	6.5	4.4			
2200			14.6	12.5	10.2	7.8	5.3			
2400				14.7	12.0	9.2	6.3			
2600					14.1	10.8	7.3			
2800					16.2	12.4	8.5			

## Compressed Air Pressure Loss in Air Hose

### Hoseline Pressure Loss (psi)

Inside Diameter (in)	Hose Length (ft)	Free Air (cfm)	Line Pressure (psig)						
			60	80	100	120	150	200	300
2 1/2	50	1000	1.7	2.4	2.0				
		1500	3.7	2.9	2.4	2.0	2.4	1.8	1.2
		2000	6.5	5.1	4.2	3.6	2.9	2.2	1.5
		2500	10.0	7.9	6.5	5.5	4.5	3.4	2.3
		3000		11.2	9.3	7.9	6.4	4.9	3.3
		3500			12.4	10.6	8.7	6.6	4.5
		4000				13.7	11.2	8.6	5.8
3	50	4500				14.0	10.7	7.3	
		2000	2.5	2.0					
		2500	3.9	3.0	2.5	2.1			
		3000	5.5	4.4	3.6	3.1	2.5	1.9	
		3500	7.5	5.9	4.9	4.1	3.4	2.6	
		4000	9.8	7.6	6.3	5.3	4.4	3.3	
		4500		9.6	7.9	6.7	5.5	4.2	
		5000		11.7	9.6	8.2	6.7	5.1	
		5500			11.5	9.8	8.0	6.1	
		6000			13.6	11.5	9.4	7.2	
		6500			13.5	11.0	8.4	5.7	
		7000			15.6	12.7	9.8	6.6	
		7500				14.5	11.1	7.6	





### Threaded Pipe Fittings Pressure Loss Conversion Table





Expressed as length in feet of straight piping giving equivalent pressure loss

Nominal Pipe Inside Diameter (in)	Actual Pipe Inside Diameter (in)	Gate Valve	Long Radius Ell or on Run of Standard Tee	Standard Ell or on Run of Tee Reduced in Size 50%	Angle Valve	Close Return Bend	Tee Through Side Outlet	Globe Valve
1/2	0.622	0.36	0.62	1.55	8.65	3.47	2.10	17.3
3/4	0.824	0.48	0.82	2.06	11.4	4.60	4.12	22.9
1	1.049	0.61	1.05	2.62	14.6	5.82	5.24	29.1
1 1/4	1.380	0.81	1.38	3.45	19.1	7.66	6.90	38.3
1 1/2	1.610	0.94	1.61	4.02	22.4	8.95	8.04	44.7
2	2.067	1.21	2.07	5.17	28.7	11.5	10.3	57.4
2 1/2	2.469	1.44	2.47	6.16	34.3	13.7	12.3	68.5
3	3.068	1.79	3.07	6.16	42.6	17.1	15.3	85.2
4	4.026	2.35	4.03	7.67	56.0	22.4	20.2	112
5	5.047	2.94	5.05	10.1	70.0	28.0	25.2	140
6	6.065	3.54	6.07	15.2	84.1	33.8	30.4	168
8	6.981	4.65	7.98	20.0	111	44.6	40.0	222
10	10.020	5.85	10.00	25.0	139	55.7	50.0	278
12	11.940	6.96	11.0	29.8	166	66.3	59.6	332







## Surface Areas (English USA Units)

Universal 'S' Section Beams					
Section Designation		Square Feet of Surface Area per Foot of Length		Square Feet of Surface Area per Ton	
					
		Minus one flange side	All around	Minus one flange side	All around
S-24	x 90	5.78	6.38	128.4	141.8
	x 79.9	5.75	6.33	143.9	158.4
S-20	x 95	5.15	5.75	108.4	121.1
	x 85	5.08	5.67	119.5	133.4
	x 75	4.93	5.46	131.5	145.6
	x 65.4	4.90	5.42	149.8	165.7
S-18	x 70	4.56	5.08	130.3	145.1
	x 54.7	4.50	5.00	164.5	182.8
S-15	x 50	3.91	4.38	156.4	175.2
	x 42.9	3.88	4.33	180.9	201.9
S-12	x 50	3.38	3.83	135.2	153.2
	x 40.8	3.31	3.75	162.3	183.8
	x 35	3.28	3.71	187.4	212.0
	x 31.8	3.25	3.67	204.4	230.8
S-10	x 35	2.92	3.33	166.9	190.2
	x 25.4	2.82	3.21	222.0	252.8
S-8	x 23	2.36	2.71	205.2	235.7
	x 18.4	2.33	2.67	253.3	290.2
S-7	x 20	2.14	2.46	214.0	246.0
	x 15.3	2.07	2.38	270.6	311.1





Universal 'S' Section Beams					
Section Designation		Square Feet of Surface Area per Foot of Length		Square Feet of Surface Area per Ton	
					
		Minus one flange side	All around	Minus one flange side	All around
S-6	x 17.25	1.91	2.21	221.4	256.2
	x 12.5	1.84	2.13	294.4	340.8
S-5	x 14.75	1.65	1.92	223.7	260.3
	x 10	1.58	1.83	316.0	366.0
S-4	x 9.5	1.35	1.58	284.2	332.6
	x 7.7	1.32	1.54	342.9	400.0
S-3	x 7.5	1.13	1.33	301.3	354.7
	x 5.7	1.09	1.29	382.5	452.6
<b>Miscellaneous shape</b>					
M-5	x 18.9	2.08	2.50	220.1	264.6

## Surface Areas (English USA Units)

### Channels / 'C' Section Beams

Section Designation		Square Feet of Surface Area per Foot of Length		Square Feet of Surface Area per Ton	
					
		Minus one flange side	All around	Minus one flange side	All around
C-15	x 50	3.44	3.75	137.6	150.0
	x 40	3.38	3.67	169.0	183.5
	x 33.9	3.34	3.63	197.1	214.2
C-12	x 30	2.78	3.04	185.3	202.7
	x 25	2.75	3.00	220.0	240.0
	x 20.7	2.75	3.00	265.7	289.9
C-10	x 30	2.42	2.67	161.3	178.0
	x 25	2.39	2.63	191.2	210.4
	x 20	2.35	2.58	235.0	258.0
	x 15.3	2.32	2.54	305.3	334.2
C-9	x 20	2.16	2.38	216.0	238.0
	x 15	2.13	2.33	284.0	310.7
	x 13.4	2.09	2.29	311.9	341.8
C-8	x 18.75	1.96	2.17	209.1	231.5
	x 13.75	1.93	2.13	280.7	309.8
	x 11.5	1.90	2.08	330.4	361.7
C-7	x 14.75	1.73	1.92	234.6	260.3
	x 12.25	1.73	1.92	282.4	313.5
	x 9.8	1.70	1.88	346.9	383.7
C-6	x 13	1.53	1.71	235.4	263.1
	x 10.5	1.50	1.67	285.7	318.1
	x 8.2	1.47	1.63	358.5	397.6
C-5	x 9	1.30	1.46	288.9	324.4
	x 6.7	1.27	1.42	379.1	423.9
C-4	x 7.25	1.10	1.25	295.2	344.8
	x 5.4	1.07	1.21	396.3	448.1
C-3	x 6	.91	1.04	303.3	346.7
	x 5	.88	1.00	352.0	400.0
	x 4.1	.84	0.96	409.8	468.3
MC-18	x 58	4.06	4.42	140.0	152.4
	x 51.9	4.03	4.38	155.3	168.8
	x 45.8	4.00	4.33	176.7	189.1
	x 42.7	4.00	4.33	187.4	202.8
MC-13	x 50	3.26	3.63	130.4	145.2
	x 40	3.20	3.54	160.0	177.0
	x 35	3.20	3.54	182.9	202.3
	x 31.8	3.17	3.50	199.4	220.1

### Channels / 'C' Section Beams

Section Designation		Square Feet of Surface Area per Foot of Length		Square Feet of Surface Area per Ton	
					
		Minus one flange side	All around	Minus one flange side	All around
MC-12	x 50	3.03	3.38	121.2	135.2
	x 45	3.00	3.33	133.3	148.0
	x 40	2.97	3.29	148.5	164.5
	x 35	2.94	3.25	168.0	185.7
	x 37	2.91	3.21	157.3	173.5
	x 32.9	2.88	3.17	175.1	192.7
	x 30.9	2.88	3.17	186.4	205.2
MC-10	x 41.1	2.76	3.13	134.3	152.3
	x 33.6	2.70	3.04	160.7	181.0
	x 28.5	2.67	3.00	187.4	210.5
	x 28.3	2.54	2.83	179.5	200.0
	x 25.3	2.54	2.83	200.8	223.7
	x 24.9	2.51	2.79	201.6	224.1
	x 21.9	2.54	2.83	232.0	258.4
MC-9	x 25.4	2.38	2.67	187.4	210.2
	x 23.9	2.38	2.67	199.2	223.4
MC-8	x 22.8	2.21	2.50	193.9	219.3
	x 21.4	2.21	2.50	206.5	233.6
	x 20	2.08	2.33	208.0	233.0
	x 18.7	2.08	2.33	222.5	249.2
MC-7	x 22.7	2.07	2.38	182.4	209.7
	x 19.1	2.04	2.33	213.6	244.0
	x 17.6	1.92	2.17	218.2	246.6
MC-6	x 18	1.88	2.17	208.9	241.1
	x 15.3	1.88	2.17	245.8	283.7
	x 16.3	1.75	2.00	214.7	245.4
	x 15.1	1.75	2.00	231.8	264.9
	x 12	1.63	1.83	271.7	305.0
MC-3	x 9	1.03	1.21	228.9	268.9
	x 7.1	1.00	1.17	281.7	329.6

## Surface Areas (English USA Units)

### Angles / 'L' Sections

Section Designation			Surface Area per Foot of Length	Surface Area per Ton
L 8	x 8	x 1-1/8	2.67	93.8
	x 8	x 1	2.67	104.7
	x 8	x 1	2.67	118.7
	x 8	x 7/8	2.67	118.7
	x 8	x 3/4	2.67	137.3
	x 8	x 5/8	2.67	163.3
	x 8	x 9/16	2.67	180.4
	x 8	x 1/2	2.67	202.3
L 6	x 6	x 1	2.00	107.0
	x 6	x 7/8	2.00	120.8
	x 6	x 3/4	2.00	139.4
	x 6	x 5/8	2.00	165.3
	x 6	x 9/16	2.00	182.6
	x 6	x 1/2	2.00	204.1
	x 6	x 7/16	2.00	232.6
	x 6	x 3/8	2.00	268.5
	x 6	x 5/16	2.00	322.6
	L 5	x 5	x 7/8	1.67
x 5		x 3/4	1.67	141.5
x 5		x 5/8	1.67	167.0
x 5		x 1/2	1.67	206.2
x 5		x 7/16	1.67	233.6
x 5		x 3/8	1.67	271.5
x 5		x 5/16	1.67	324.3
L 4		x 4	x 3/4	1.33
	x 4	x 5/8	1.33	169.4
	x 4	x 1/2	1.33	207.8
	x 4	x 7/16	1.33	235.4
	x 4	x 5/8	1.33	271.4
	x 4	x 5/16	1.33	324.4
	x 4	x 1/4	1.33	403.0
	L 3-1/2	x 3-1/2	x 1/2	1.17
x 3-1/2		x 7/16	1.17	238.8
x 3-1/2		x 3/8	1.17	275.3
x 3-1/2		x 5/16	1.17	325.0
x 3-1/2		x 1/4	1.17	403.4

### Angles / 'L' Sections

Section Designation			Surface Area per Foot of Length	Surface Area per Ton	
L 3	x 3	x 1/2	1.00	212.8	
	x 3	x 7/16	1.00	241.0	
	x 3	x 3/8	1.00	277.8	
	x 3	x 5/16	1.00	327.9	
	x 3	x 1/4	1.00	408.2	
	x 3	x 3/16	1.00	539.1	
	L 2-1/2	x 2-1/2	x 1/2	.83	215.6
		x 2-1/2	x 3/8	.83	281.4
x 2-1/2		x 5/16	.83	332.0	
x 2-1/2		x 1/4	.83	404.9	
x 2-1/2		x 3/16	.83	540.7	
L 2	x 2	x 3/8	.67	285.1	
	x 2	x 5/16	.67	341.8	
	x 2	x 1/4	.67	420.1	
	x 2	x 3/16	.67	549.2	
	x 2	x 1/8	.67	812.1	
	L 1-3/4	x 1-3/4	x 1/4	.58	418.8
x 1-3/4		x 3/16	.58	547.2	
x 1-3/4		x 1/8	.58	805.6	
L 1-1/2	x 1-1/2	x 1/4	.50	427.4	
	x 1-1/2	x 3/16	.50	555.6	
	x 1-1/2	x 5/32	.50	657.9	
	x 1-1/2	x 1/8	.50	813.0	
L 1-1/4	x 1-1/4	x 1/4	.42	437.5	
	x 1-1/4	x 3/16	.42	567.6	
	x 1-1/4	x 1/8	.42	831.7	
L 1	x 1	x 1/4	.33	443.0	
	x 1	x 3/16	.33	569.0	
	x 1	x 1/8	.33	825.0	

**DISCLAIMER:** All and any tables, calculations, factors, formulas, etc 'information' on any of these pages are a guide only and shall not be taken as either the approved nor standard nor complying method nor formula nor calculation for any of the topics or aspects referred to, and neither is any claim made as to the completeness or accuracy of the 'information'. It is the responsibility of the reader and/or users of this information to separately determine and verify the correct method, formula, factor, procedure, data, etc. for determining any such topics or aspects as directed or required or indicated in or by any work specifications and/or standards. BlastOne expressly disclaims any liability for the use or misuse of the 'information'.

## Surface Areas (English USA Units)

Angles / 'L' Sections					
Section Designation			Surface Area per Foot of Length	Surface Area per Ton	
<b>L 9</b>	x 4	x 1	2.17	106.4	
	x 4	x 7/8	2.17	120.2	
	x 4	x 3/4	2.17	138.7	
	x 4	x 5/8	2.17	165.0	
	x 4	x 9/16	2.17	182.4	
	x 4	x 1/2	2.17	203.8	
<b>L 8</b>	x 6	x 1	2.33	105.4	
	x 6	x 7/8	2.33	119.2	
	x 6	x 3/4	2.33	137.9	
	x 6	x 5/8	2.33	163.5	
	x 6	x 9/16	2.33	181.3	
	x 6	x 1/2	2.33	202.6	
<b>L 8</b>	x 6	x 7/16	2.33	230.7	
	<b>L 8</b>	x 4	x 1	2.00	107.0
		x 4	x 7/8	2.00	120.8
		x 4	x 3/4	2.00	139.4
		x 4	x 5/8	2.00	165.3
		x 4	x 9/16	2.00	182.6
x 4		x 1/2	2.00	204.1	
<b>L 7</b>	x 4	x 7/16	2.00	232.6	
	x 4	x 7/8	1.83	121.2	
	x 4	x 3/4	1.83	139.7	
	x 4	x 5/8	1.83	165.6	
	x 4	x 9/16	1.83	183.0	
	x 4	x 1/2	1.83	204.5	
<b>L 6</b>	x 4	x 7/16	1.83	231.6	
	x 4	x 3/8	1.83	269.1	
	<b>L 6</b>	x 4	x 7/8	1.67	122.8
		x 4	x 3/4	1.67	141.5
		x 4	x 5/8	1.67	167.0
		x 4	x 9/16	1.67	184.5
x 4		x 1/2	1.67	206.2	
x 4		x 7/16	1.67	233.6	
<b>L 6</b>	x 4	x 3/8	1.67	271.5	
	x 4	x 5/16	1.67	324.3	
	x 4	x 1/4	1.67	402.4	
	<b>L 6</b>	x 3-1/2	x 1/2	1.58	206.5
		x 3-1/2	x 3/8	1.58	270.1
		x 3-1/2	x 5/16	1.58	322.4
x 3-1/2		x 1/4	1.58	400.0	
<b>L 5</b>	x 3-1/2	x 3/4	1.42	143.4	
	x 3-1/2	x 5/8	1.42	169.0	
	x 3-1/2	x 1/2	1.42	208.8	
	x 3-1/2	x 7/16	1.42	236.7	
	x 3-1/2	x 3/8	1.42	273.1	
	x 3-1/2	x 5/16	1.42	326.4	
<b>L 5</b>	x 3-1/2	x 1/4	1.42	405.7	
	<b>L 5</b>	x 3	x 1/2	1.33	207.8
		x 3	x 7/16	1.33	235.4
		x 3	x 3/8	1.33	271.4
		x 3	x 5/16	1.33	324.4
		x 3	x 1/4	1.33	403.0

Angles / 'L' Sections				
Section Designation			Surface Area per Foot of Length	Surface Area per Ton
<b>L 4</b>	x 3-1/2	x 5/8	1.25	170.1
	x 3-1/2	x 1/2	1.25	210.1
	x 3-1/2	x 7/16	1.25	235.8
	x 3-1/2	x 3/8	1.25	274.7
	x 3-1/2	x 5/16	1.25	324.7
	x 3-1/2	x 1/4	1.25	403.2
<b>L 4</b>	x 3	x 5/8	1.17	172.1
	x 3	x 1/2	1.17	210.8
	x 3	x 7/16	1.17	238.8
	x 3	x 3/8	1.17	275.3
	x 3	x 5/16	1.17	325.0
	x 3	x 1/4	1.17	403.4
<b>L 3-1/2</b>	x 3	x 1/2	1.08	211.8
	x 3	x 7/16	1.08	237.4
	x 3	x 3/8	1.08	273.4
	x 3	x 5/16	1.08	327.3
	x 3	x 1/4	1.08	400.0
<b>L 3-1/2</b>	x 2-1/2	x 1/2	1.00	212.8
	x 2-1/2	x 7/16	1.00	241.0
	x 2-1/2	x 3/8	1.00	277.8
	x 2-1/2	x 5/16	1.00	327.9
	x 2-1/2	x 1/4	1.00	408.2
<b>L 3</b>	x 2-1/2	x 1/2	.92	216.5
	x 2-1/2	x 7/16	.92	242.1
	x 2-1/2	x 3/8	.92	278.8
	x 2-1/2	x 5/16	.92	328.6
	x 2-1/2	x 1/4	.92	408.9
	x 2-1/2	x 3/16	.92	542.8
<b>L 3</b>	x 2	x 1/2	.83	215.6
	x 2	x 7/16	.83	244.1
	x 2	x 3/8	.83	281.4
	x 2	x 5/16	.83	332.0
	x 2	x 1/4	.83	404.9
	x 2	x 3/16	.83	540.7
<b>L 2-1/2</b>	x 2	x 3/8	.75	283.0
	x 2	x 5/16	.75	333.3
	x 2	x 1/4	.75	414.4
	x 2	x 3/16	.75	545.5
<b>L 2-1/2</b>	x 1-1/2	x 5/16	.67	341.8
	x 1-1/2	x 1/4	.67	420.1
	x 1-1/2	x 3/16	.67	549.2
<b>L 2</b>	x 1-1/2	x 1/4	.58	418.8
	x 1-1/2	x 3/16	.58	547.2
	x 1-1/2	x 1/8	.58	805.6
<b>L 2</b>	x 1-1/4	x 1/4	.54	423.5
	x 1-1/4	x 3/16	.54	551.0
<b>L 1-3/4</b>	x 1-1/4	x 1/4	.50	427.4
	x 1-1/4	x 3/16	.50	555.6
	x 1-1/4	x 1/8	.50	813.0

## Surface Areas (Metric Units)

Universal Beams							
Designation		Profile Distance	Profile Surface Area per metre	Profile Surface Area per tonne	Profile Distance Less One Flange Face	Profile Surface Area Less Area of One Flange Face per metre	Profile Surface Area Less Area of One Flange Face per tonne
		mm	m <sup>2</sup> /m	m <sup>2</sup> /tonne	mm	m <sup>2</sup> /m	m <sup>2</sup> /tonne
760 UB	244	2580	2.58	10.6	2310	2.31	9.47
	220	2570	2.57	11.7	2300	2.30	10.4
	197	2550	2.55	13.0	2280	2.28	11.6
	173	2530	2.53	14.6	2270	2.27	13.1
	147	2510	2.51	17.0	2250	2.25	15.2
690 UB	140	2330	2.33	16.6	2080	2.08	14.8
	125	2320	2.32	18.5	2070	2.07	16.5
610 UB	125	2090	2.09	16.7	1860	1.86	14.9
	113	2080	2.08	18.3	1850	1.85	16.3
	101	2070	2.07	20.3	1840	1.84	18.1
530 UB	92.4	1860	1.86	20.0	1650	1.65	17.8
	82.0	1850	1.85	22.4	1640	1.64	19.9
460 UB	82.1	1650	1.65	20.0	1450	1.45	17.7
	74.6	1640	1.64	21.9	1450	1.45	19.4
	67.1	1630	1.63	24.2	1440	1.44	21.4
410 UB	59.7	1490	1.49	24.8	1310	1.31	21.9
	53.7	1480	1.48	27.4	1300	1.30	24.1
360 UB	56.7	1370	1.37	24.1	1200	1.20	21.1
	50.7	1360	1.36	26.8	1190	1.19	23.4
	44.7	1350	1.35	30.1	1180	1.18	26.3
310 UB	46.2	1250	1.25	26.8	1080	1.08	23.2
	40.4	1240	1.24	30.2	1070	1.07	26.2
	32	1160	1.16	36.2	1010	1.01	31.5
250 UB	37.3	1070	1.07	28.6	922	0.922	24.7
	31.4	1060	1.06	33.7	914	0.914	29.0
200 UB	29.8	922	0.922	30.7	788	0.788	26.3
	25.4	912	0.912	35.9	779	0.779	30.7

Universal Columns							
Designation		Profile Distance	Profile Surface Area per metre	Profile Surface Area per tonne	Profile Distance Less One Flange Face	Profile Surface Area Less Area of One Flange Face per metre	Profile Surface Area Less Area of One Flange Face per tonne
		mm	m <sup>2</sup> /m	m <sup>2</sup> /tonne	mm	m <sup>2</sup> /m	m <sup>2</sup> /tonne
310 UC	283	1940	1.94	6.85	1620	1.62	5.71
	240	1900	1.90	7.94	1590	1.59	6.61
	198	1870	1.87	9.45	1560	1.56	7.86
	158	1840	1.84	11.6	1530	1.53	9.66
	137	1820	1.82	13.3	1510	1.51	11.0
	118	1810	1.81	15.3	1500	1.50	12.7
	96.8	1790	1.79	18.4	1480	1.48	15.3
250 UC	89.5	1500	1.50	16.8	1240	1.24	13.9
	72.9	1480	1.48	20.3	1230	1.23	16.8
200 UC	59.5	1200	1.20	20.1	996	0.996	16.7
	52.2	1190	1.19	22.8	989	0.989	18.9
	46.2	1180	1.18	25.6	982	0.982	21.2
150 UC	37.2	908	0.908	24.4	754	0.754	20.3
	30	899	0.899	29.7	746	0.746	24.6
	23.4	885	0.885	37.8	733	0.733	31.3
100 UC	14.8	563	0.563	38.0	464	0.464	31.3


## Surface Areas (Metric Units)

### Taper Flange Beams, Channels and Junior Universal Beams



Designation	Profile Distance		Profile Surface Area		Profile Distance Less One Flange Face		Profile Surface Area Less Area of One Flange Face per metre	
	mm	m/m	m <sup>2</sup> /tonne	mm	m/m	m <sup>2</sup> /tonne		
<b>Taper Flange Beams</b>								
178 x 89	658	0.658	29.4	569	0.569	25.4		
152 x 76	562	0.562	31.4	486	0.486	27.2		
125 x 65	470	0.470	35.7	405	0.405	30.8		
100 x 45	349	0.349	48.5	304	0.304	42.2		
<b>Channels</b>								
380 x 100	1130	1.13	20.7	1030	1.03	18.8		
300 x 90	932	0.932	23.2	842	0.842	21.0		
250 x 90	834	0.834	23.5	744	0.744	21.0		
230 x 75	737	0.737	29.4	662	0.662	26.4		
200 x 75	678	0.678	29.6	603	0.603	26.4		
180 x 75	638	0.638	30.5	563	0.563	26.9		
150 x 75	580	0.580	32.8	505	0.505	28.5		
125 x 65	480	0.480	35.7	415	0.415	30.9		
100 x 50	374	0.374	40.0	324	0.324	34.6		
74 x 40	286	0.286	43.0	246	0.246	37.0		
<b>Junior Universal Beams</b>								
180 UB	22	691	0.691	31.1	601	0.601	27.1	
	18	685	0.685	37.8	595	0.595	32.9	
150 UB	18	584	0.584	32.4	509	0.509	28.3	
	14	576	0.576	41.1	501	0.501	35.8	

### External Surface Areas of Hollow Sections



Square				Rectangular			
Designation		Profile Surface Area		Designation		Profile Surface Area	
Nominal Size D x B	Nominal Thickness	Per Metre	Per Tonne	Nominal Size D x B	Nominal Thickness	Per Metre	Per Tonne
mm x mm	mm	m <sup>2</sup> /m	m <sup>2</sup> /tonne	mm x mm	mm	m <sup>2</sup> /m	m <sup>2</sup> /tonne
254 x 254	9.5	0.975	13.8	254 x 152	9.5	0.772	13.9
	8.0	0.982	16.3		8.0	0.778	16.5
	6.3	0.989	20.6		6.3	0.786	20.7
203 x 203	9.5	0.772	13.9	203 x 152	9.5	0.670	14.0
	8.0	0.778	16.5		8.0	0.677	16.5
	6.3	0.786	20.7		6.3	0.684	20.8
152 x 152	9.5	0.569	14.2	203 x 102	9.5	0.569	14.2
	8.0	0.575	16.7		8.0	0.575	16.7
	6.3	0.583	20.9		6.3	0.583	20.9
	4.9	0.589	26.7		4.9	0.589	26.7
127 x 127	9.5	0.467	14.3	152 x 102	9.5	0.467	14.3
	8.0	0.474	16.8		8.0	0.474	16.8
	6.3	0.481	21.1		6.3	0.481	21.1
	4.9	0.487	26.8		4.9	0.487	26.8
102 x 102	9.5	0.366	14.6	152 x 76	8.0	0.423	16.9
	8.0	0.372	17.1		6.3	0.430	21.2
	6.3	0.379	21.3		4.9	0.436	26.9
	4.9	0.385	27.1	127 x 76	8.0	0.372	17.1
	4.0	0.389	32.9		6.3	0.379	21.3
89 x 89	6.3	0.329	21.5		4.9	0.385	27.1
	4.9	0.335	27.3	127 x 64	6.3	0.354	21.4
	3.6	0.340	36.6		4.9	0.360	27.2
76 x 76	6.3	0.278	21.8		4.0	0.364	33.0
	4.9	0.284	27.5	127 x 51	6.3	0.329	21.5
	4.0	0.288	33.3		4.9	0.335	27.3
	3.2	0.291	41.2		3.6	0.340	36.6
64 x 64	6.3	0.227	22.2	102 x 76	6.3	0.329	21.5
	4.9	0.233	27.8		4.9	0.335	27.3
	4.0	0.237	33.6		3.6	0.340	36.6
	3.2	0.240	41.5	102 x 51	6.3	0.278	21.8
51 x 51	4.9	0.182	28.4		4.9	0.284	27.5
	4.0	0.186	34.2		4.0	0.288	33.3
	3.2	0.189	42.0		3.2	0.291	41.2
				76 x 51	6.3	0.227	22.2
					4.9	0.233	27.8
					4.0	0.237	33.6
					3.2	0.240	41.5
				76 x 38	4.0	0.211	33.9
					3.2	0.215	41.8
				64 x 38	4.0	0.186	34.2
					3.2	0.189	42.0

## Surface Areas (Metric Units)

### External Surface Areas of Circular Hollow Sections

Designation		External Surface Area	
Actual Outside Diameter	Nominal Thickness	Per Metre	Per Tonne
mm	mm	m <sup>2</sup> /m	m <sup>2</sup> /tonne
457	9.5	1.44	13.7
	6.4	1.44	20.2
406.4	9.5	1.28	13.7
	6.4	1.28	20.2
355.6	9.5	1.12	13.8
	6.4	1.12	20.3
323.9	9.5	1.02	13.8
	6.4	1.02	20.3
273.1	9.3	0.858	14.2
	6.4	0.858	20.4
	4.8	0.858	27.0
219.1	8.2	0.688	16.1
	6.4	0.688	20.5
	4.8	0.688	27.1
168.3	7.1	0.529	18.7
	6.4	0.529	20.7
	4.8	0.529	27.3
165.1	5.4	0.519	24.4
	5.0	0.519	26.3
139.7	5.4	0.439	24.5
	5.0	0.439	26.4
114.3	5.4	0.359	24.8
	4.5	0.359	29.5
101.6	5.0	0.319	26.8
	4.0	0.319	33.2
88.9	5.9	0.279	23.1
	5.0	0.279	27.0
	4.0	0.279	33.3
	3.2	0.279	41.3
76.1	5.9	0.239	23.4
	4.5	0.239	30.1
	3.6	0.239	37.1
	3.2	0.239	41.6
60.3	5.4	0.189	25.9
	4.5	0.189	30.6
	3.6	0.189	37.6
48.3	5.4	0.152	26.6
	4.0	0.152	34.7
	3.2	0.152	42.6
42.4	4.9	0.133	29.4
	4.0	0.133	35.2
	3.2	0.133	43.1

### Steel Plate Areas

Steel Plate Thicknesses			
Size (mm)	kg/m <sup>2</sup>	One Side m <sup>2</sup> /tonne	Both Sides m <sup>2</sup> /tonne
3	24.14	41.42	82.84
4	32.18	31.07	62.14
5	30.23	24.86	49.72
6	48.27	20.71	41.42
8	64.37	15.54	31.08
10	80.46	12.43	24.86
12	96.56	10.36	20.72
16	128.70	7.77	15.54
20	160.90	6.21	12.42
25	201.10	4.97	9.94
28	225.29	4.44	8.88
32	257.40	3.88	7.77
36	289.60	3.45	6.90
40	321.80	3.11	6.22
45	362.00	2.76	5.52
50	401.30	2.49	4.98
55	442.50	2.26	4.52
60	482.70	2.07	4.14
70	563.20	1.78	3.56
80	643.70	1.56	3.12
90	724.10	1.38	2.76
100	804.60	1.24	2.48
110	885.00	1.13	2.26
120	965.50	1.04	2.08
140	1126.00	0.89	1.78
160	1287.00	0.78	1.56
180	1448.00	0.69	1.38
200	1609.00	0.62	1.24
225	1810.00	0.55	1.10
250	2011.00	0.50	1.00

**DISCLAIMER:** All and any tables, calculations, factors, formulas, etc 'information' on any of these pages are a guide only and shall not be taken as either the approved nor standard nor complying method nor formula nor calculation for any of the topics or aspects referred to, and neither is any claim made as to the completeness or accuracy of the 'information'. It is the responsibility of the reader and/or users of this information to separately determine and verify the correct method, formula, factor, procedure, data, etc. for determining any such topics or aspects as directed or required or indicated in or by any work specifications and/or standards. BlastOne expressly disclaims any liability for the use or misuse of the 'information'.

## Surface Areas (Metric Units)

### Surface Areas of Angles

#### Equal Angles

Designation		Surface Area		Designation		Surface Area	
Nominal Leg Size A x B	Nominal Thickness	Per Metre	Per Tonne	Nominal Leg Size A x B	Nominal Thickness	Per Metre	Per Tonne
mm	mm	m <sup>2</sup> /m	m <sup>2</sup> /tonne	mm	mm	m <sup>2</sup> /m	m <sup>2</sup> /tonne
200 x 200	26	0.788	10.3	65 x 65	10	0.255	28.3
	20	0.788	13.1		8	0.255	33.9
	18	0.788	14.5		6	0.255	43.4
	16	0.788	16.2		5	0.255	55.9
	13	0.788	19.7		13	0.788	19.7
150 x 150	19	0.590	14.0	55 x 55	6	0.215	43.6
	16	0.590	16.7		5	0.215	60.0
	12	0.590	21.6		16	0.590	16.7
	10	0.590	26.9	50 x 50	8	0.195	34.3
125 x 125	16	0.491	16.9		6	0.195	43.7
	12	0.491	21.8		5	0.195	56.0
	10	0.491	27.3		3	0.195	84.4
	8	0.491	33.0		12	0.491	21.8
100 x 100	12	0.392	22.2	45 x 45	6	0.175	44.2
	10	0.392	27.6		5	0.175	56.5
	8	0.392	33.2		3	0.175	85.1
	6	0.392	42.8		12	0.392	22.2
90 x 90	10	0.352	27.7	40 x 40	6	0.155	44.4
	8	0.352	33.2		5	0.155	56.9
	6	0.352	42.9		3	0.155	84.9
75 x 75	10	0.292	27.8	30 x 30	6	0.115	45.0
	8	0.292	33.5		5	0.115	57.4
	6	0.292	42.9		3	0.115	85.4
	5	0.292	55.5	25 x 25	6	0.0953	45.8
					5	0.0953	57.7
					3	0.0953	85.1

#### Unequal Angles

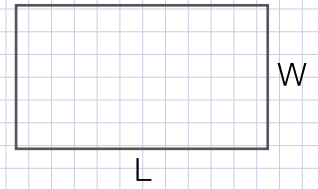
Designation		Surface Area	
Nominal Leg Size A x B	Nominal Thickness	Per Metre	Per Tonne
mm	mm	m <sup>2</sup> /m	m <sup>2</sup> /tonne
150 x 100	12	0.491	21.8
	10	0.491	27.3
	6	0.255	43.4
150 x 90	16	0.471	16.9
	12	0.471	21.8
	10	0.471	27.2
	8	0.471	33.0
	16	0.590	16.7
125 x 75	12	0.392	22.2
	10	0.392	27.6
	8	0.392	33.2
	6	0.392	42.8
	12	0.491	21.8
100 x 75	10	0.342	27.6
	8	0.342	33.2
	6	0.342	42.9
	12	0.392	22.2
75 x 50	8	0.245	34.1
	6	0.245	43.6
	5	0.245	56.3
65 x 50	8	0.225	34.1
	6	0.225	43.6
	5	0.225	55.9

**DISCLAIMER:** All and any tables, calculations, factors, formulas, etc 'information' on any of these pages are a guide only and shall not be taken as either the approved nor standard nor complying method nor formula nor calculation for any of the topics or aspects referred to, and neither is any claim made as to the completeness or accuracy of the 'information'. It is the responsibility of the reader and/or users of this information to separately determine and verify the correct method, formula, factor, procedure, data, etc. for determining any such topics or aspects as directed or required or indicated in or by any work specifications and/or standards. BlastOne expressly disclaims any liability for the use or misuse of the 'information'.



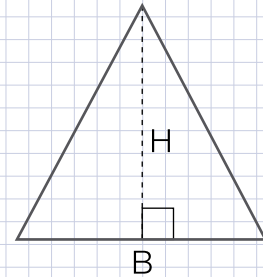
**RECTANGLE**

Area = Length x Width



**TRIANGLE**

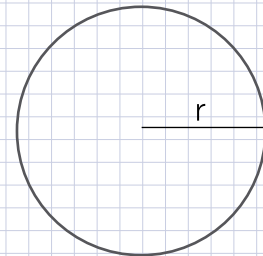
Area =  $\frac{1}{2}$  x Base x Perpendicular Height



**CIRCLE**

Area =  $\pi$  x radius<sup>2</sup>

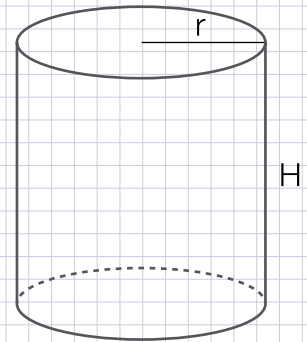
Circumference =  $2 \times \pi$  x radius  
(or  $\pi$  x diameter)



**CYLINDER**

Area (ends not included) =  $2 \times \pi$  x radius x Height

Volume =  $\pi$  x radius<sup>2</sup> x Height

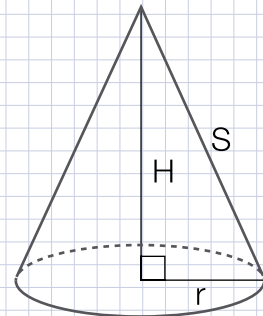


**CONE**

Area (excluding base) =  $\pi$  x radius x slant height

Volume =  $\frac{1}{3}$  x  $\pi$  x radius<sup>2</sup> x height

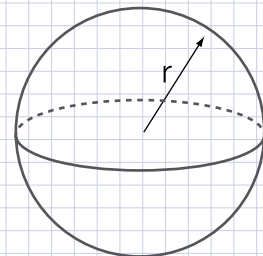
Slant height =  $\sqrt{\text{radius}^2 + \text{perpendicular height}^2}$



**SPHERE**

Area =  $4 \times \pi$  x radius<sup>2</sup>

Volume =  $\frac{4}{3}$  x  $\pi$  x radius<sup>3</sup>



## Conversion Factors

English USA to Metric Units	
Length	
thousandth of inch (thou or mil)	x 25.4 = $\mu\text{m}$
inches (in)	x 25.4 = mm
feet (ft)	x 0.3048 = m
Area	
square inches (in <sup>2</sup> )	x 645.16 = mm <sup>2</sup>
square feet (ft <sup>2</sup> )	x 0.0929 = m <sup>2</sup>
Volume	
cubic inches (cu in)	x 16.38716 = cm <sup>3</sup> or mL
cubic feet (cu ft)	x 0.028317 = m <sup>3</sup>
cubic feet (cu ft)	x 28.31701 = L
US gallons (gal)	x 0.83267 = Imp Gal
US gallons (gal)	x 3.7854 = L
US gallons (gal)	x 7.48052 = cu ft (ft <sup>3</sup> )
quart (qt)	x 0.9464 = L
fluid ounces (fl oz)	x 29.57 = mL
Speed – Velocity	
feet per minute (ft/min)	x 0.00508 = m/s
feet per second (ft/s)	x 0.03048 = m/s
Flow Rate	
cubic feet per minute (CFM)	x 0.47195 = L/s
cubic feet per minute (CFM)	x 0.028317 = m <sup>3</sup> /min
cubic feet per minute (CFM)	x 1.69902 = m <sup>3</sup> /hr
US gallons per minute (gpm)	x 3.7854 = L/min
Weight – Mass	
pounds (lb)	x 0.4536 = kg
Bulk – Density	
pounds per cubic foot (lb/cu ft)	x 16.0185 = kg/m <sup>3</sup>
pounds per cubic foot (lb/cu ft)	x 0.016019 = kg/L
Pressure	
pounds per square inch (psi)	x 6.8947 = kPa
pounds per square inch (psi)	x 0.0068947 = MPa
pounds per square inch (psi)	x 0.068947 = bar
Vacuum	
inches of mercury (in. Hg)	x 3.38638 = -kPa
inches of mercury (in. Hg)	x 13.596 = in. H <sub>2</sub> O
Power	
horsepower (hp)	x 0.7457 = kW
Temperature	
degrees Fahrenheit (°F)	- 32, then x 0.5555 = °C

Metric to English USA Units	
Length	
microns ( $\mu\text{m}$ )	x 0.03937 = thou or mil
millimetres (mm)	x 0.03937 = in
metres (m)	x 3.28083 = ft
Area	
square millimetres (mm <sup>2</sup> )	x 0.00155 = in <sup>2</sup>
square metres (m <sup>2</sup> )	x 10.7639 = ft <sup>2</sup>
Volume	
cubic centimeters (cm <sup>3</sup> )	x 0.061023 = cu in
cubic metres (m <sup>3</sup> )	x 35.3145 = cu ft
liters (L)	x 0.035315 = cu ft
Imp gallon (gal)	x 1.20095 = US gal
liters (L)	x 0.26417 = US gal
Imp gallon (gal)	x 6.22883 = cu ft (ft <sup>3</sup> )
liters (L)	x 1.05668 = qt
milliliters (mL)	x 0.03381 = fl oz
Speed – Velocity	
metres per second (m/s)	x 196.85 = ft/min
metres per second (m/s)	x 3.28083 = ft/s
Flow Rate	
liters per second (L/s)	x 2.11887 = CFM
cubic metres per minute (m <sup>3</sup> /min)	x 35.3145 = CFM
cubic metres per hour (m <sup>3</sup> /hr)	x 0.58857 = CFM
liters per minute (L/min)	x 0.26417 = US gpm
Weight – Mass	
kilograms (kg)	x 2.2046 = lb
Bulk – Density	
kilograms per cubic metre (kg/m <sup>3</sup> )	x 0.062428 = lb/cu ft
kilograms per liter (kg/L)	x 62.4277 = lb/cu ft
Pressure	
kilopascals (kPa)	x 0.145 = psi
Megapascals (MPa)	x 145.04 = psi
bar (bar)	x 14.504 = psi
Vacuum	
kilopascals vacuum (-kPa)	x 0.2953 = in. Hg
inches of water (in. H <sub>2</sub> O)	x 0.07355 = in. Hg
Power	
kilowatts (kW)	x 1.341 = hp
Temperature	
degrees Celsius (°C)	x 1.8, then +32 = °F

## Conversion Tables

Pressure					
psi to bar, kPa (MPa)			bar, kPa (MPa) to psi		
psi	→ bar	→ kPa	bar	→ kPa	→ psi
40	2.8	276	1	100	14.5
50	3.5	345	2	200	29
60	4.1	414	3	300	43.5
70	4.8	483	4	400	58
80	5.5	552	5	500	72.5
90	6.2	621	6	600	87
100	6.9	689	7	700	101.5
110	7.6	758	8	800	116
120	8.3	827	9	900	130.5
130	9.0	896	10	1000	145
140	9.7	965	11	1100	159.5
150	10.3	1034	12	1200	174
	<b>MPa</b>			<b>MPa</b>	
1000	68.9	6.9	100	10	1450
1500	103	10.3	200	20	2901
2000	138	13.8	250	25	3626
2500	172	17.2	300	30	4351
3000	207	20.7	350	35	5076
3500	241	24.1	400	40	5802
4000	276	27.6	500	50	7250
5000	345	34.5	600	60	8700
6000	414	41.4	700	70	10150
7000	483	48.3	800	80	11600
8000	552	55.2	900	90	13050
9000	621	62.1	1000	100	14500
10000	689	68.9	1500	150	21750
20000	1380	138	2000	200	29000
30000	2070	207	2500	250	36260
35000	2410	241	3000	300	43500
40000	2760	276	3500	350	50760
50000	3450	345	4000	400	58000

Temperature	
degrees Fahrenheit	degrees Celsius
°F	↔ °C
-20	-28.9
-10	-23.3
-4	-20
0-ZERO	-17.8
10	-12.2
14	-10
20	-6.7
30	-1.1
32	0-ZERO
40	4.4
50	10
59	15
68	20
70	21.1
80	26.7
86	30
90	32.2
100	37.8
104	40
122	50
140	60
158	70
176	80
194	90
212	100
230	110
248	120
266	130
284	140
300	148.9

**DISCLAIMER:** All and any tables, calculations, factors, formulas, etc 'information' on any of these pages are a guide only and shall not be taken as either the approved nor standard nor complying method nor formula nor calculation for any of the topics or aspects referred to, and neither is any claim made as to the completeness or accuracy of the 'information'. It is the responsibility of the reader and/or users of this information to separately determine and verify the correct method, formula, factor, procedure, data, etc. for determining any such topics or aspects as directed or required or indicated in or by any work specifications and/or standards. BlastOne expressly disclaims any liability for the use or misuse of the 'information'.

## Conversion Tables

### Ventilation Flow Rates

CFM →	Liters/min →	m <sup>3</sup> /min →	m <sup>3</sup> /hr	m <sup>3</sup> /min →	CFM	m <sup>3</sup> /hr	CFM
500	14,159	14.16	849.5	15	529.7	1000	588.6
1000	28,317	28.32	1699	25	882.9	2000	1177
2000	56,634	56.63	3398	50	1765	3000	1766
3000	84,951	84.95	5097	75	2648	4000	2354
4000	113,270	113.3	6796	100	3531	5000	2943
5000	141,590	141.6	8495	125	4414	7500	4414
6000	169,900	169.9	10,194	150	5297	10,000	5886
7000	198,220	198.2	11,893	200	7062	12,500	7357
8000	226,540	226.5	13,592	250	8829	15,000	8828
9000	254,850	254.9	15,291	300	10,590	20,000	11,770
10000	283,170	283.2	16,990	400	14,130	25,000	14,710
15000	424,760	424.8	25,485	500	17,660	30,000	17,660
20000	566,340	566.3	33,980	600	21,190	35,000	20,600
25000	707,930	707.9	42,476	700	24,720	40,000	23,540
30000	849,510	849.5	50,971	800	28,250	45,000	26,490
35000	991,100	991.1	59,466	900	31,780	50,000	29,430
40000	1,132,700	1133	67,961	1000	35,310	60,000	35,310
45000	1,274,300	1274	76,456	1250	44,140	75,000	44,140
50000	1,415,900	1416	84,951	1500	52,970	100,000	58,860
75000	2,123,800	2124	127,427	2000	70,630	125,000	73,570
100000	2,831,700	2832	169,902	2500	88,290	150,000	88,290

### Compressed Air Supply Flow Rates

CFM →	Liters/second →	Liters/second	CFM
100	47.2	35	74.2
150	70.8	40	84.8
200	94.4	50	106
250	118	75	159
300	142	100	212
350	165	125	265
400	189	150	318
450	212	175	371
500	236	200	424
600	283	250	530
700	330	300	636
900	425	350	742
1000	472	400	848
1200	566	500	1059
1400	661	600	1271

Quick Cross Reference to some useful Industry Standards, Technical Guidelines and Publications

Paints/Coatings

Reference	AS, ASNZS	ASTM	ISO	OTHER
<b>General</b>				
Glossary of terms	2310 HB73	D16 D4538 (Power Stations)	28199-1	
Batch sampling of coating	1580-102	D3925	15528	
Volume Solids, VOC	1580.301.1/2	D1353 D2369 D2832 D3960	11890 3251 3233	SSPC Guide 10 JIS K 5601
Urethanes, Isocyanate	3750.18	D2572		SSPC TU-8 SSPC-PS Guide 17.00 Selecting
Flashpoint	2106	D56 D7094	1516, 1523, 3679, 3680, 13736	EN456 BS3900.A9
Viscosity	1580.214	D1200 Ford Cup D4212 Dip Cup D5125 ISO Cup	2884	
Zinc Dust and/or Pigment	1580-504	D478 Yellow/Chromate D521 Powder D6580 Cured/Uncured	1249 Zn Chromate 3549 Dust 6745 Zn Phosphate	SSPC Paint 29
Compatibility with other coatings	1580.404.1	D5064 Patch Test		SSPC-TU 3, Overcoating
Pot life, other		D5201 D5682 Resistivity	9514	JIS K 5600-2 NRB 15742
<b>Coating Systems and Specifications</b>				
Structural Steel	2312 Atmospheric 3750.2 U.H.B. 3750.6 Polyurethane 2K		12944	SSPC PA Guide 5 (See also catalog p. 299-308)
Primers- General	3750.9 Organic Zinc 3750.13 Epoxy 2K 3750.17 Etch 3750.20 Solvent Based	D4146 Formability Test	17652	SSPC PA1 etc. SSPC PS Guide 7.00 Shop Painting
Primers- Inorganic Zinc Silicate	3750.15 4848	D4752.10 MEK Test		SSPC Paint 20, 30 etc UNE 48293
Marine	1580.481.5 Testing	F718 F941 F1130 Inspection	15181 Anti Fouling 20340 Offshore	AP 941 Offshore ABS 0049 Inspection NACE SP0108 Offshore SSPC-PS 19 Anti Fouling
Galvanising, Hot Dip	1397 Sheets 4680 Fabricated 4791 Process 2309 Durability	A90 Thickness Test A123 Specifications A780 Repair	1461 Fabricated Items	SSPC Guide 14 Repair
Thermal Metal Spray	2331.3 Testing	B833 Wire Specs. C633 Adhesion E1920 Surface Prep E2109 Porosity	2063 2064 Thickness	NACE No 12 Specs. SSPC CS23.00 SSPC QP6 Contractor Qualifications AWS C2.23M EN 15339 Safety
Fusion Bonded Epoxy [FBE]	3862	A972 Pipe Piling A950 H & Sheet Piling	21809-2 Submerged Pipes	NACE RP0394 NACE RP 0402 Joints
<b>Coating - Inspection</b>				
General	1580 3894	D3276 Guide D5161 Instruments D6237 Concrete	4628	SSPC-TR 4 NACE 80200 NACE RP 02 88
Inspector Qualifications	3998	D4228	9712	
Reporting	3894.10 Climatic 3894.11 Equipment 3894.12 Coating 3894.13 Daily Check 3894.13 Daily Painting	D3276 D5161		SSPC QS1 Records SSPC Guide 17 Safety
Degree of visible rust	1580.481.3	D610	4628.3 8501-1	SSPC VIS 1 Visual Standard SSPC VIS 2 Visual Standard
Assessing Durability	1580.457.1 Weathering 1580.481	D6943 Immersion D6577 Test Methods		MIL C 48947
Assessment of Climatic Conditions	3894.7	E337 Psychrometer	4677 Psychrometer 8502-4	

**DISCLAIMER:** The above information does not represent nor purport to be a full nor complete nor accurate list of Australian Standards, Joint Australian/New Zealand Standards, ISO Standards or Other Standards. It is the responsibility of the reader and/or users of this information to separately determine and verify each and/or any relevant or appropriate or required or necessary or updated or accurate standards and/or their contents for any particular topic or aspect. BlastOne expressly disclaims any liability for the use or misuse of the above information.

**Quick Cross Reference to some useful Industry Standards, Technical Guidelines and Publications**

**Paints/Coatings**

Reference	AS, ASNZS	ASTM	ISO	OTHER
<b>Coating – Inspection <i>(continued)</i></b>				
Blistering/Peeling	1580.481.1.9/10	D714	4628-2	JIS K 5600-8-2
Chalking	1580.481.1.11	D4214	4628-6	
Wet Film / Powder Thickness	1580.107 3894.3	D1212 Organic Coatings D4414 WFT & Powder D7378 Powder	2808	NFT 30 125
Dry Film Thickness [DFT] – Non destructive [ND]	1580.108.1	G12 Pipeline	2178 2808	SSPC PA-2
DFT – ND – Eddy Current	3894.3 Eddy Current	B244, B499, D7091, E376	2360	
DFT – Destructive	1580.108.2 PIG 1580.408.4	D1005 Organic Coatings D4138 PIG	2808-5B PIG 2409 PIG	
DFT – Metallic Coating	2331.1	A90 Galvanising B530 Nickel Coating B659 Metallic & Inorganic		
Ultrasonic Thickness – coating and substrate	2452.3 Coating 2083 Calibration 4653 Operator Qualification	D6132 Coating E797 Substrate	12710 Instruments 18175 Performance	SSPC PA 9 Ctgs on concrete
Adhesion	1580.408.2 knife 1580.408.4 cross cut 1580.408.5 pull off	C633 Thermal Spray D3359 Tape Test D4541 Pull Off D6677 Knife D7234 Concrete	2063 Metallic Ctgs 2409 Cross Cut 4624 Pull Off 16276-1 Pull Off 16276-2 Cross Cut	BS 1881.207 Concrete DIN 1048 Concrete EN13144 Metallic Ctgs
Continuity (Porosity/Holidays)	3894.1 High Voltage 3894.2 Wet Sponge	D4787 On Concrete D5162 On Steel G62 Pipeline	28199.3	NACE RP 0274 Pipeline NACE TM 0384 NACE SP 01 88 NACE SP 04 90 Pipeline
Continuity (Porosity/Holidays) – Glass / Vitreous / Enamelled Steel		C536 C537	2746, 8289	BS 7793 1344.11
Salt Spray test	2331.3.1 Metallic Ctgs	G85 D5894 Salt plus UV	9227 21207	
Hardness/Cure	1580.405 Hardness 3894.4 Cure 1580.401 Cure	D2583 Barcol Impressor D2240 Elastomeric D3363 Pencil Test D5402 Solvent Resistance D4752.10 MEK Rub Test	868 Durometer 1518 Scratch 2815 Butchholz 15184 Pencil Test	DIN 53505 Durometer
Impact Resistance	1580.406	D2794, D6905 Organic Ctgs G14 Pipeline Coating G17 Penetration	20567-2 21227-2 6272-1 Assessment	GOST R 53007 BS 3900
Gloss	1580.602 3894.8	D523 D5767	2813	
Surface Profile	1627.4 3894.5	D4417 D7127 Stylus	3274 8503-1/2 8503-5 Testex 8503-4 Stylus	NACE RP 0287 Testex SANS 5772 BS7079 C5 Testex

**Surface Preparation – Abrasives**

Reference	AS, ASNZS	ASTM	ISO	OTHER
General	1627.4.2			MIL A 22262 Ship Hull
Metallic			11124 Specifications 11125 Testing	SSPC-AB3 New SSPC-AB2 Recycled
Non Metallic (Slag/Mineral etc)			11126 Specifications 11127 Testing	SAC GB/T 17849 SSPC-AB1 Single Use BS 7079 F10 Garnet BS 7079 F9 Staurolite
Testing for contaminants in abrasive	1627.4.2.3.2	D7393 Oil D4940 Ionic / Chlorides	11127.7 Chlorides	SSPC-AB2 Recycled Ferrous
<b>Reference</b>	<b>AS, ASNZS</b>	<b>ASTM</b>	<b>ISO</b>	<b>OTHER</b>

**DISCLAIMER:** The above information does not represent nor purport to be a full nor complete nor accurate list of Australian Standards, Joint Australian/New Zealand Standards, ISO Standards or Other Standards. It is the responsibility of the reader and/or users of this information to separately determine and verify each and/or any relevant or appropriate or required or necessary or updated or accurate standards and/or their contents for any particular topic or aspect. BlastOne expressly disclaims any liability for the use or misuse of the above information.

Quick Cross Reference to some useful Industry Standards, Technical Guidelines and Publications

Surface Preparation – Abrasive Blasting and Other Methods

Reference	AS, ASNZS	ASTM	ISO	OTHER
Abrasive Blasting	1627.4	F1330 Internal Pipe D1730 Aluminum	8504-2 12944-4	BS 7079 NBR 7348
Abrasive Blasting – Visual/Pictorial	1627.9	D2200 Guide to using	8501-1	BS 7079-A1:SUPP1 SSPC VIS 1 <i>[See below classes]</i> Coated and uncoated before and after Blasting
– White Metal [No visible contaminants]	127.4.B2.5 'Visually Clean'		Sa 3.0	SSPC-SP 5 NACE No 1
– Near White Metal [Maximum 5% staining only]	127.4.B2.4 'Very Thorough Clean'		Sa 2.5	SSPC-SP 10 NACE No 2
– Commercial [Maximum 33% staining only]	127.4.B2.3 'Thorough Clean'		Sa 2.0	SSPC-SP 6 NACE No 13
– Industrial [Max. 10% Adherent Contaminants remaining]	-		-	SSPC-SP 14 NACE No 8
– Brush Off / Sweep [all loose contaminants removed]	127.4.B2.2 'Light Clean'		Sa 1.0	SSPC-SP 7 NACE No 4
Water Jetting/Hydroblasting	4233.1 Safety 4233.2 Equipment	E1575 Safe Practice		SSPC SP WJ-3 NACE WJ-3 NACE 00615 Interpretation NBR 7348
<b>Water Jetting – Visual/Pictorial</b> Showing various grades of flash rusting – Clean to Bare Substrate – Very Thorough Cleaning – Thorough Cleaning – Light Cleaning		D2200 Guide to using	8504-1 Visual	SSPC VIS 4 NACE VIS 7 <i>Both of these illustrate the below:</i> NACE WJ-1 Visual NACE WJ-2 Visual NACE WJ-3 Visual NACE WJ-4 Visual
Wet Abrasive Blast Cleaning	1627.4.3.2	D5367 Inhibitors		SSPC-TR 2 NACE 6G198
<b>Wet Abrasive Blast Cleaning – Visual</b> Showing various grades of flash rusting		D2200 Guide to using		SSPC VIS 5 NACE VIS 9
Hand Tool Cleaning	1627.7	D2200 using Visual Stds		SSPC VIS 3 Visual Standard SSPC-SP 2
Power Tool Cleaning – Bare Metal with profile – Commercial with profile – Minimal, remove all loose material	1627.2	D2200 using Visual Stds		SSPC VIS 3 Visual Standard SSPC-SP 11 SSPC-SP 15 SSPC-SP 3
Pickling, other	1627.5			SSPC-TU 6 Chemical
Thermal Pre-cleaning				NACE 6G194 SSPC SP TR-1 DIN 32539
Degreasing/Solvent Cleaning	1627.1 1580.105.1	D6361 General		SSPC SP1
Concrete	4548	D4259 Immersion D4260 Acid Etching D4262 PH Level D4263 Moisture Level D5295 Membranes	7783 Vapor Transmission	SSPC-SP 13 SSPC PA 7 Coating SSPC-TU 10 Thick Coatings NACE No 6 NACE 6G197 ACI 515R Practices
Concrete – Visual				ICRI Tech Guideline 03732
Compressed air contaminants [oil etc]		D4285	8573	JIS B8391
Surface Cleanliness and contamination Water Soluble Salts and Chlorides	1627.1 3894.6 3894.12		8502-5 Ion Tube 8502-6 Bresle 8502-9 Conductometric TRI 5235 Effects	NACE SP0508 NACE 6G186 SSPC Guide 15 ISO 8502-10 BS 7079 B5 Ion Tube ISO 8502-6 SANS 5770
Surface Cleanliness and Contamination Dust and other	1627.1	F22-13 Water Break Test	8502-3 Dust on tape	PSPC MSC.215[82] PSPC MSC.244[83] SANS 5771 Millscale
Surface Finish, other	3978	A802 Steel Castings		

**DISCLAIMER:** The above information does not represent nor purport to be a full nor complete nor accurate list of Australian Standards, Joint Australian/New Zealand Standards, ISO Standards or Other Standards. It is the responsibility of the reader and/or users of this information to separately determine and verify each and/or any relevant or appropriate or required or necessary or updated or accurate standards and/or their contents for any particular topic or aspect. BlastOne expressly disclaims any liability for the use or misuse of the above information.

## Quick Cross Reference to some useful Industry Standards, Technical Guidelines and Publications

### Site Safety and Portable Equipment

Reference	AS, ASNZS	ASTM	ISO	OTHER
Electrical Installations – Site	3012			
Electrical Equipment – Explosive Atmosphere	2381 60079		13702 Offshore 6184	EN 50014 EN 60079, IEC 61241
Pressure Vessels	1210			ASME PV CODE
Fall Arrest Systems	1891	F887 Climbing	10333	EN 353
Protective Clothing	2616, 4501	F2588 Mist Test	14877	
Confined Spaces	2865	D4276		ANSI Z117.1

### Respiratory Protection, Dusts

Reference	AS, ASNZS	ASTM	ISO	OTHER
Respirators/Helmets	1715 1716	F2704 Air Fed Respirators WK14247 Specification	16900	ANSI Z88.2 EN 143
Air Filters	1324	F778 Airflow Resistance		EN 779
Vapors	2986	D6062		
Dust	2724, 2985	D4532	6184 Combustible	PN91/Z-04030.06
Crystalline Silica Dust		E2625 (Construction) E1132 (General Exposure)	24095	PN91/Z-04018.03 SAC GB 16225
Air Sampling	1811 3580 3640	E1370	10882, 16000	BIS IS5182 SSPC TU7 Air / Soil

### Lead Paint and Containment

Reference	AS, ASNZS	ASTM	ISO	OTHER
Lead Paint Management	3580.9	D5702 Heavy Metals E1728 Dust Wipes E1864 Systems Evaluation STP1226 Risks and Controls	6503	SSPC Guide 7 Disposal SSPC Guide 18 SSPC QP2 Contractor Qualifications
Paint – Soluble Lead Content	1580-501	D3618 D4834 D3335 E1753	2745 6503	BS3900
Industrial Vacuum Cleaners	60335	F1977 Filtration Efficiency		IEC 60335
HEPA Filters	4260	F1471	29463	EN 1822
Dust Collectors				SSPC Guide 16 Specification
Dehumidification				NACE 6A192 SSPC TR3
Containment Sheeting			13468 Light Transmission	BS 7955 FR Sheeting BS EN 1263 Installation

### Coating Application

Reference	AS, ASNZS	ASTM	ISO	OTHER
Spray Paint Booths	4114.1			EN 12215 EN 12981 EN 13355
Airless Spray Equipment	1580.205.4 Test		8028 Hoses	ONORM EN 1953 Safety SAC GB/T 20023 Hoses
Electrostatic Spray	2268 3754 Powder			SAC GB 12367 EN 50059

**DISCLAIMER:** The above information does not represent nor purport to be a full nor complete nor accurate list of Australian Standards, Joint Australian/New Zealand Standards, ISO Standards or Other Standards. It is the responsibility of the reader and/or users of this information to separately determine and verify each and/or any relevant or appropriate or required or necessary or updated or accurate standards and/or their contents for any particular topic or aspect. BlastOne expressly disclaims any liability for the use or misuse of the above information.



# INDEX

## NUMERICAL

'D' Ring Locking Pins.....	144	6000 Series ..... 238	Abrasive Metering New Series
¾" Air Fitting .....	149	6000 Series Respirator.....	Microvalve III.....166, 178, 181
¾" Air Hose.....	150	60000cfm Dust Collector.....	Abrasive Metering New Series
1 Litre (1.06 qt) Suction Cup.....	356	6000cfm Dust Collector.....	Thompson II Valve.....169, 171, 179, 181
1" Air Fitting.....	149	6-Outlet Breathing Air Filter.....	Abrasive Metering Old Style MicroValve.....167
1" Air Hose.....	150	7700 psi Hose Fittings.....	Abrasive Metering Old Style Thompson Valve.....170
10000cfm Dust Collector.....	83	80# Garnet.....	Abrasive Metering Valve.....166-173
12000cfm Dust Collector.....	82	90° Blast Nozzles.....	Abrasive Metering Valve – Donut.....172
180° Swivel – Paint Spray.....	362		Abrasive Metering Valve – Flat Sand Valve.....172
2 Handed Paint Mixer.....	394	<b>A</b>	Abrasive Metering Valve – Q-Slide.....172
2 Nozzle Blasting Unit.....	96, 97	A Frame Safety Signage.....	Abrasive Metering Valve - Schmidt Tera.....168, 182
2 Way Communication System.....	216, 217	AAM 45° Angle Tungsten Carbide	Abrasive Metering Valve - Tera.....168, 182
2" Air Hose.....	145	Blast Nozzle.....	Abrasive Metering Valves.....166-173
2" Blast Hose Couplings.....	135	AB Williams Handbook.....	Abrasive Recovery Systems.....64-77
2" Thompson Valve.....	24, 171	Abrasive – Aluminum Oxide.....	Abrasive Recyclability.....298
2" Vac Hose.....	269	Abrasive – Cast Steel Grit.....	Abrasive Recycling Systems.....70-77
20000cfm Dust Collector.....	82	Abrasive – Chilled Iron Grit.....	Abrasive Salts Test Kit.....332
200L Drum Suction Kit.....	378	Abrasive – Chlor-Test.....	Abrasive Screen.....198, 199
2-Claw Surelock Quick Connect Bull		Abrasive – Crushed Recycled Glass.....	Abrasive Settings.....418
Hose Fittings.....	146	Abrasive – Engineered Sponge Fiber.....	Abrasive Size vs Profile (English USA Units).....435
2-Claw Surelock Threaded Quick Connect		Abrasive – Garnet.....	Abrasive Size vs Profile (Metric Units).....437
Air Fittings.....	146	Abrasive – Garnet, the recycling factor.....	Abrasive Sizing.....298
2K Spray System.....	347	Abrasive – Glass Beads.....	Abrasive Speed Table.....424
2K Spray Systems – XM High		Abrasive – Ilmenite Sand.....	Abrasive Storage Hopper.....77
Technology.....	338, 339	Abrasive – Limestone (Calcium Carbonate).....	Abrasive Transfer Vacuum.....199
2L Pressure Pot.....	356	Abrasive – Mild Steel Cut Wire.....	Abrasive Trap.....174, 182
3 Liter Bucket.....	399, 400	Abrasive – Plastic.....	Abrasive Vacuum.....199
3/8" Inlet – Chartek Gun.....	359	Abrasive – Salt Test.....	Abrasive Vacuum Hose.....267
30 items that will really make your		Abrasive – Silica Sand Warning.....	Abrasive Vacuum System – Air Powered,
blasting package safer, more reliable		Abrasive – size conversion chart.....	Light Duty.....268
and more productive.....	8-9	Abrasive – Slag.....	Abrasive Vacuum System – Bulk Blaster
30/60# Garnet.....	289	Abrasive – Sodium Bicarbonate.....	Loading.....18-25
3500 Blastlight.....	207	Abrasive – Stainless Steel Cut Wire.....	Abrasive Vacuum System - Rental.....284
3500 LED.....	207	Abrasive – Stainless Steel Shot,	Abrasive Vacuum Systems.....64-69
3500 LED Light.....	207	Stainless Steel Grit.....	Abrasive Vacuum Transfer System
360 degree Nozzle.....	248	Abrasive – Staurolite / Starblast.....	– Interceptor.....268
3L Paint Pail.....	399, 400	Abrasive – Steel Shot.....	Abrasive Valves.....166-173
3M Respirator.....	238	Abrasive Blast Cleaning Handbook	Abrasives.....288-298
3M Respirators and Accessories.....	238	Update 91.....	Access - Paint Booth Platforms.....47
3-Way Nozzles.....	124, 125	Abrasive Blast Hose.....	Access Platform.....24
40,000 psi Water Blasting System.....	100-105	.....127-130	Accessories – UHP Water.....100-105
40° CURVED Boron Carbide Blast Nozzle.....	123	Abrasive Blasting Handbook.....	Acoustic Panelling - Rental.....285
40000cfm Dust Collector.....	83	.....300	Accustrip Systems.....94
45° Blast Nozzles.....	124, 125	Abrasive Blasting in Detail.....	Acoustic Panels and Sheeting.....277
45° Fixed Angle Adaptor.....	363	.....296-298, 426-429, 435	Adaptor.....378
456 Digital Coating Thickness Gage.....	313	Abrasive Blasting In Progress Signs.....	Adaptor – Hose Fitting.....386
456 Elcometer DFT Gage.....	313	.....246	Adaptors – High Pressure.....386
456 Elcometer Probes.....	313	Abrasive Blasting Kit.....	Adaptors – Nozzle.....123
456 Probe Accessory Configurations.....	313	.....8-9	Adaptors – Pipe Fittings.....159
4-Claw Crowsfoot Quick Connect Bull		Abrasive Blasting System: Daily	Adaptors – Spark Testers.....328
Hose Fittings.....	147	Component Checklist.....	Adaptors and Accessories for Airless
4-Claw Crowsfoot Threaded Quick		.....410, 411	Extensions.....363
Connect Air Fittings.....	147	Abrasive Blasting Technical Data.....	Adhesion Standards.....469
		.....424-438	Adhesion Testing Instrument.....326, 327
		Abrasive Cleanliness.....	Adhesive Blast Tape.....263
		.....430	
		Abrasive Consumption.....	
		.....297	
		Abrasive Cost Calculator.....	
		.....426-429	
		Abrasive Cut Off – Remote.....	
		.....186	
		Abrasive Encapsulation Material.....	
		.....278	
		Abrasive Loader.....	
		.....199	
		Abrasive Metering Jumbo 2"	
		Thompson II Valve.....	
		.....24, 171	

Adhesive Tape – Containment.....	279	Air Fittings – Quick Connect (4 Claw Crowsfoot, Threaded) .....	147	Air Spray Guns .....	350-352
Admiral Sprayer.....	342	Air Fittings – Quick Connect, General Purpose.....	152-154	Air Spray Packages – TRITON Series, Air Powered .....	345
Advance HD Spray Gun.....	350	Air Fittings – Small Brass .....	155, 156	Air Spray Paint / Air Twin Hose .....	352
Advanced Coating Inspection Kit.....	310, 311	Air Hammers/Chippers .....	256	Air Spray System .....	345
Advice.....	300-308	Air Hose – Blast Pot Pusherline .....	195	Air Supplied Face Mask .....	223, 237
Aerolite Media.....	292	Air Hose – BlueFlex General Purpose .....	151	Air Supplied Mask.....	223, 237
Aeroplane Stripping.....	94	Air Hose – Fittings.....	152-156	Air Supplied Painting Mask .....	223, 237
AFC Air Conditioning Tube.....	226	Air Hose – Heavy Duty Rubber .....	150	Air Supply – MegaFlow Bull Hose.....	145
AFC Breathing Airline Filter.....	229	Air Hose – PVC Blueflex .....	151	Air Supply Couplings – Quick Connect 2-Lug.....	149
After Coolers for Compressed Air.....	26-31, 210	Air Hose – Standard .....	150, 151	Air Supply Hose .....	145, 150, 151
Agitated Pressure Pots.....	357	Air Hose (small) .....	353	Air Supply Hose – ID Selection Guide .....	145, 416, 424
Air / Paint Line.....	352	Air Hose Clamps – Surelock .....	146	Air Supply Hose – Recommended Sizing.....	416, 417
Air Actuated Metering Valve .....	173	Air Hose Coupling – A Type .....	149	Air Supply Pump .....	233
Air Agitator Kit.....	357	Air Hose Coupling – Spud .....	148	Air Temperature Conditioner .....	226, 227
Air and Water Hose – Premium Duty Rubber.....	150	Air Hose Couplings .....	146-149, 152-154	Air Treatment.....	26-31, 210
Air Assisted Airless Gun.....	361	Air Jet and Nozzle Selection Chart – Suction Guns.....	262	Air-Assisted Airless Sprayers .....	344
Air Assisted Flat Spray Tip .....	374	Air King Couplings.....	149	Air-Assisted Gun – Graco, G40.....	361
Air Check Valves .....	190	Air Line.....	353	Air-Assisted Gun – Graco, G40 RAC.....	361
Air Compressor .....	32, 33	Air Line – General Purpose.....	353	AirDryer - Rental .....	283
Air Compressor – Breathing Air .....	233	Air Line Filters .....	162	Airfed Cooling Vest .....	227
Air Compressor Accessories.....	32, 33, 162	Air Line Lubricators.....	163	Airfed Helmets – Blasting .....	212-221
Air Compressor Hose – Large ID .....	145, 150	Air Manifold.....	163	Airfed Helmets – Painting .....	222
Air Compressor Hose Sizing .....	454, 455	Air Metering Cheater Valve.....	354	Airfed Hood .....	222
Air Compressor Quality .....	443	Air Motor Features – NXT XTREME.....	341	Airfed Mask .....	223, 237
Air Compressors - Rental.....	286	Air Motor Repair Kit.....	380	Airfed Visor .....	222
Air Conditioners – Helmet.....	226, 227	Air Motor Repair Kit – Binks .....	383	Airfed Welding Mask.....	222
Air Conditioning Tube – AFC, BLD .....	226, 227	Air Pig Distribution Manifold .....	163	Airflow – Blast Helmet Requirements.....	419
Air Consumption.....	424	Air Power Vacuum.....	268, 269	AirGuard Runaway Valve.....	384
Air Consumption (CFM) per Blast Nozzle – using Garnet Abrasive .....	114	Air Power Vacuum Backpack.....	269	Airless – Heavy Duty Extension, Graco .....	363
Air Control Accessories.....	162	Air Powered Fans.....	259	Airless Blast Machines.....	54-59
Air Cooler.....	26-31, 210	Air Powered Light Duty Abrasive Vacuum System.....	268	Airless Blasting Systems – Portable .....	98, 99
Air Distribution Manifold .....	163	Air Powered Lighting.....	203	Airless Gun Filters.....	367
Air Drier – Deliquescent Beads .....	26-31, 210	Air Powered Mixer .....	339	Airless Guns.....	358-361
Air Driers .....	26-31, 210	Air Powered Pump Section Repair Kits – Graco.....	381	Airless Guns – Extensions, Adaptors and Accessories.....	363
Air Driers – Dehumidification .....	108, 109	Air Powered Sanders.....	257	Airless Hose Fittings .....	385
Air Drill.....	394	Air Powered Vacuum .....	268, 269	Airless Hose Joiner Nipple – High Pressure.....	369, 385, 386
Air Drill Stirrers.....	394	Air Powered Vacuum Systems .....	64-69	Airless Hose Pressure Loss .....	451
Air Fed Cooling Vest .....	227	Air Prep – Rental.....	283	Airless Hoses and Joiners .....	369
Air Fed Helmet - Astro .....	221	Air Prep Systems .....	26-31, 210	Airless Paint Swivel .....	362
Air Fed Helmet – BLD 88 Series .....	218	Air Pressure Regulator.....	191	Airless Piston Packings.....	381
Air Fed Masks .....	237	Air Pump – Breathing Air Supply.....	233	Airless Pole Gun – Graco.....	362
Air Fed Visor – PMV Spray Painter.....	222	Air Pumps .....	223, 233	Airless Shot Blasting Machines .....	54-59
Air Filter – Breathing Air .....	228, 229, 232	Air Purge Spray Gun .....	347	Airless Spray Gun – Graco SG3.....	358
Air Filter Cartridge for AFC Series Filters.....	229	Air Purification System.....	232	Airless Spray Gun – Graco, Contractor II.....	358
Air Filter Cartridge for Radex and BLD Filters.....	228	Air Regulators – Small .....	355	Airless Spray Gun – Graco, Silver Plus.....	358
Air Filters .....	162	Air Sampler – High Volume, Personal.....	275	Airless Spray Gun – Graco, XTR.....	359
Air Filtration Cartridges – Dust Collector.....	261, 440	Air Spray – Accessories, Low Pressure .....	354	Airless Spray Gun – Titan, LX-80 .....	360
Air Fittings – Large Black Steel .....	157	Air Spray Gun – Binks, Iwata.....	350	Airless Spray Gun – Trittech.....	360
Air Fittings – Large Galvanized Malleable Iron.....	158				

# INDEX

Airless Spray Gun – Wagner, G10XL .....	359	Aluminum Threaded Blast Quick Coupling .....	140, 141	ATLW Blast Nozzle.....	118
Airless Spray Hose .....	368, 369	Aluminum Vacuum Hose Fittings .....	266, 267	ATV Nozzle .....	126
Airless Spray Hose – High Pressure.....	368, 369	Aluminum Wet Film Comb .....	315	A-Type Couplings.....	149
Airless Spray Machines – High Performance, BlastOne NXT.....	340-343	Americ Fan and Parts.....	259	Audio Intercom Systems.....	216, 217
Airless Spray Machines – WIWA .....	342	American Standards.....	468-471	Australian Standards.....	468-471
Airless Spray Tip – Graco RAC 5 .....	371	AmphiBlast .....	23, 87	Auto Air Valve – Remote Control.....	176, 181, 182
Airless Spray Tip Cleaning Needles.....	446, 447	AMS Valve Remote Control System.....	183	Auto Air Valve Service Kits .....	176
Airless Spray Tips.....	370-374	Anchor Pattern – Measurement .....	438	Auto Air Valves .....	176, 181, 182
Airless Sprayer .....	336-344	Anchor Pattern – Testing.....	320, 321	Auto Drain Assembly – Moisture Separator .....	208
Airless Sprayers – Binks, Speeflo and Others.....	342	Anchor Pattern Explained .....	434	Automatic Adhesion Tester .....	326
Airless Sprayers – Portable Electric and Petrol Powered .....	346	Anchor Pattern Graphs.....	436, 437	Automatic Airless Blast Machines.....	54-59
Airless Tip Cleaning Needles .....	446, 447	Andrae Filter Media .....	402	Automatic Blast and Paint Machines.....	53-59
Airless Tip Extension – Graco .....	363	Angle Blast Nozzle .....	123	Automatic Blasting Machines .....	53-59
Airless Tips .....	370-374	Angle of Blast Effect.....	435	Automatic Climatic Gage.....	316, 317
Airless Whip Hose .....	368	Angle Surface Area.....	456-463	Automatic Vacuum and Recycling System.....	75
Airline CO Detection Equipment .....	230, 231	Angled Blast Nozzles.....	124, 125	Automotive Stripping.....	94
Airline Filter Moisture Separator.....	208, 209	Angled Paint Brush.....	397	Axxion VBS II .....	192
Airline Hose Fittings.....	152-156	Anti-Freeze Injector for Deadman Control .....	184	<b>B</b>	
Airline Lubricators.....	163	Anti-Freeze Lubricators .....	163	B & V Heads .....	88-93, 264, 265
Airline Moisture Separator – High Volume, HI FLOW Inlet.....	26-31, 210	Anti-Pulsation Kit – Pump Cavitation .....	381	Bacharach Sling Hygrometer.....	318
Airline Respirator Mask .....	223, 237	Anti-Seize Lubricators .....	163	Back Pack Air Vac.....	269
Air-Powered Mixer.....	394	Anti-static Blast Hose.....	127-130	Back Pack Blaster .....	257
Air-Powered Paint Mixers .....	393	Anti-static Vacuum Hose.....	267	Back Pack Laser Blasting .....	270
AirPrep Moisture Removal System .....	26-31, 210	Application Chart – Paint Roller Type .....	396	Backpack Vacuum .....	269
Airpro Repair Kit.....	351	Approved Blast Helmet .....	212-221	Bag Breaker Accessory .....	198
Airpro Spray Gun .....	351	Approved Safety Breathing Air Quick Connects .....	224, 225	Bake Ovens .....	48-53
Airspray Pump.....	345	Araldite – Pull Off Glue.....	326	Baking Soda Blasting .....	94
Alarm – CO.....	230, 231	Araldite Replacement – Adhesion Test Kit .....	327	Ball & Chain Deadman .....	188, 189
Alarms – Hazardous Gas.....	230, 231, 234	Area Blastlight .....	201-203	Ball Repair Kit - Pumps.....	381
Alcohol Wipes – Cleaning Wipes.....	237	Area Formulae.....	464	Ball Valve – Union End.....	196
All Shelter Dome .....	280	Area Lighting – Explosion Proof.....	201-203	Ball Valve Connector – Pot Mounting, Union End.....	196
All Weather Continuous Performance Blast Rooms.....	36-41	Armex.....	94, 290	Ball Valves.....	192
Alpha AA Airless Gun.....	361	Armex Blast Pot.....	94	Ball Valves – Airless Spray.....	390
Alpha AA Gun Flat Spray Tips.....	374	Armex Blasting .....	94	Ball Valves – High Pressure .....	390
Alternative PaintGauge 6000 Probe Configurations .....	312	Armex Wet Blast Package.....	94	Ball Valves – PEEK, Teflon .....	390
Alumina Zirconium .....	291	ARS Dust Filter .....	261	Banana Gage.....	313
Aluminium Body LED .....	204, 207	ARS Filters .....	261	Band Clamps .....	195
Aluminum Blast Hose Quick Couplings.....	134	ARS Mobile Dust Collection Filter.....	261	Band Heater.....	392
Aluminum Fluid Filters .....	389	AS Standards .....	468-471	Bantam Valve .....	166
Aluminum Nozzle .....	117, 118	ASAP System .....	183	Bar Magnet .....	279
Aluminum Nozzle Holder with ¾" NPSM (20mm) Medium Thread .....	137	Asbestos Dust Ventilation System .....	78-83	Barcol Hardness Tester.....	324
Aluminum Nozzle Holder with 1 ¼" NPSM (32mm) Fine Thread.....	136	Asbestos Waste Bag .....	281	Barricade CO Alarm .....	231
Aluminum Nozzle Holder with 2" UNC (50mm) Contractor Thread.....	136	ASME Standards .....	468-471	Basic Area and Volume Formulae.....	464
Aluminum Oxide .....	291	ASTM.....	468-471	Basic Coating Inspection Kit .....	310, 311
Aluminum Oxide Nozzle .....	119	ASTM vs SAE Sizing of Grit – Sand.....	436, 437	Battery Blowers – Air Fed Hood.....	223
		Astro Air Fed Helmet.....	221	Battery Powered Blastlight .....	206
		Astro Blast Helmet.....	221	Battery Powered Spray Gun .....	375
		AT Nozzle .....	126	BAZOOKA Tungsten Carbide Blast Nozzle.....	120
		ATA 45° Angle Blast Nozzle.....	124	Beads – Glass.....	290
		ATB Nozzle.....	126	Beamline Blast Machine .....	54-59
		ATLA 90° Angle Tungsten Blast Nozzle .....	125	Belt Mounted Gas Monitor .....	234
				Bench Top Spray Booths .....	46

BH Blast Hose.....	129	Blast Couplings, Fittings and Nozzle Holders – Installation, Technical Tips.....	132	Blast N Vac Systems.....	88-93
BHS Blast Hose .....	127, 128	Blast Efficiency .....	114, 416-418, 424, 425	Blast Nozzle.....	114-126
Bi- Carb of Soda .....	290	Blast Grip .....	190	Blast Nozzle – ‘WIN’ Water Induction, Tungsten Carbide.....	200
Bi-carb Blast Pot .....	94	Blast Guns – Suction .....	262	Blast Nozzle – 40° Curved Boron Carbide.....	123
Bi-Carb Blasting.....	94	Blast Helmet – Bullard.....	218	Blast Nozzle – AAM 45° Angle Tungsten Carbide.....	125
Bi-carb Soda – Water Blasting Accessories.....	94	Blast Helmet - Nova 1 .....	221	Blast Nozzle – ATA 45° Angle.....	124
Big Bore Blast Couplings .....	135	Blast Helmet – Nova 2000.....	214	Blast Nozzle – ATLA 90° Angle Tungsten Carbide.....	125
Big Rig Suction Kit.....	378	Blast Helmet Lenses.....	213, 215, 218-221, 419, 420	Blast Nozzle – Boron Carbide .....	126
Binding – Hazard Area.....	279	Blast Helmet Light .....	206	Blast Nozzle – Cutaway Drawing .....	115
Binks Air Powered Piston Pump Repair Kits.....	383	Blast Helmets .....	212-221	Blast Nozzle – Hyper, High Performance Silicon Nitride .....	117
Binks Air Spray Gun.....	350	Blast Helmets – Miscellaneous and Spare Parts .....	212-221	Blast Nozzle – Long Venturi.....	114-126
Binks Filters.....	388	Blast Helmets – PBL.....	218	Blast Nozzle – Short venturi, Tungsten Carbide.....	122
Binks Gun Repair Kit .....	350	Blast Hood .....	212-221	Blast Nozzle – Silicon Nitride .....	119
BINKS High Pressure Filter Screens and Accessories.....	388	Blast Hose.....	127-130	Blast Nozzle – SNV.....	119
Binks Pressure Pot Gasket.....	357	Blast Hose – Additional Lengths.....	129	Blast Nozzle – Syclone .....	119
Binks Pump Repair Kit .....	383	Blast Hose – Aluminum Quick Couplings.....	134	Blast Nozzle – Tite-space Tungsten Carbide...124	
Binks Sprayers.....	342	Blast Hose – Cutaway diagram .....	127	Blast Nozzle – Tungsten Carbide.....	126
Binks to Graco Gun Adaptor .....	371	Blast Hose – Heavy Wall, Premium SupaLife .....	129	Blast Nozzle Pressure Gage.....	418
Binks, Speeflo and Other Airless Sprayers.....	342	Blast Hose – Nylon Quick Coupling .....	134	Blast Nozzle Wear Sizing Gage .....	115
Black Beauty Slag.....	289	Blast Hose – Premium SupaLife.....	127, 128	Blast Nozzle, Curved .....	123
Black Magic Slag .....	289	Blast Hose – Recommended Sizing.....	416, 417	Blast Nozzles.....	114-126
Black Max .....	259	Blast Hose – SupaLife .....	127, 128	Blast Nozzles – Bazooka, Tungsten Carbide.....	120
Black Max Adapter .....	259	Blast Hose & Air Supply Hose – sizing for maximum productivity .....	145, 416, 424	Blast Nozzles – Blaze.....	117
Black Max Duct Adapter .....	259	Blast Hose Connection Safety Cable.....	139	Blast Nozzles – Double Venturi, Tungsten Carbide.....	120
Black Max Fan .....	259	Blast Hose connectors .....	133-137	Blast Nozzles – Heavy Duty Tungsten Carbide..118	
Black Max Fans.....	259	Blast Hose Couplings .....	133-135	Blast Nozzles – High Efficiency, High Productivity .....	114-126
Black Max Vetilation .....	259	Blast Hose Couplings – Fitting Tips.....	132	Blast Nozzles – SQUARE-SHOOTER, Tungsten Carbide.....	121
Black Poly Vac Hose .....	269	Blast Hose Cutters .....	131	Blast Nozzles – Supersonic .....	118
Black Steel – Elbow .....	157	Blast Hose Hints.....	416, 417	Blast Nozzles – Thread Adaptors.....	123
Black Steel – Nipple, Plug, Reducing Bush, Socket, Tee .....	157	Blast Hose ID Selection Guide .....	145, 416, 424	Blast Nozzles – Ultra Tuff .....	117
Blades – Filling .....	398	Blast Hose ID/OD.....	424	Blast Package Set Up .....	8-9
Blades – Knife.....	398	Blast Hose Joiners .....	133-137	Blast Packages .....	10-25, 34
Blast – Vacuum Recycle System .....	75	Blast Hose Lights .....	204, 205, 207	Blast Packages - Rental .....	283
Blast & Paint Jobshop Blastroom.....	40	Blast Hose Screws.....	144	Blast Packages – Specialist .....	16,17
Blast & Vac Workheads – Vacuum Shrouded.....	264, 265	Blast Hose WhipCheck.....	139	Blast Packages Selection, Options .....	8-34
Blast & Vacuum Tools.....	88-93, 264, 265	Blast Hose Winch .....	251	Blast Pot – Abrasive Valve Connector.....	196
Blast and Paint Lines .....	53	Blast Hoses and Couplings .....	127-137	Blast Pot - Handway Seal.....	193
Blast and Recovery System Head .....	264, 265	Blast Lights – Low Voltage.....	204	Blast Pot Deadman – Electric Control Kit .....	185
Blast and Vacuum Systems - Rental.....	285	Blast Machine – Airless.....	54-59	Blast Pot Hose – Air .....	145
Blast Cabinet Gloves.....	262	Blast Machine – Automatic .....	54-59	Blast Pot Piping .....	178, 179, 195
Blast Cabinets.....	60, 61	Blast Machine – Monorail .....	54-59	Blast Pot Pusherline .....	195
Blast Chamber.....	36-41	Blast Machine – Roller Conveyor .....	54-59	Blast Pot Remote Refill System .....	184
Blast Clad Sheeting .....	276	Blast Machine – Screens and Lids.....	198, 199	Blast Pot Storage Hopper.....	77
Blast Cleaning Standards.....	308	Blast Machine – Shot.....	54-59	Blast Pot Threaded Couplings .....	140, 141
Blast Cleaning Technology.....	300	Blast Machine – Spinner Hanger .....	54-59	Blast Pot Water Trap .....	26-31, 208-210
Blast Cleaning Visual Standards.....	432, 433	Blast Machine – Tumbblast .....	54-59	Blast Pot with Overhead Storage .....	17
Blast Coupling – Screws .....	144	Blast Machine – Wheel.....	53-59		
Blast Couplings – Hose Fittings.....	133-135	Blast Machine Pot Lid and Screen .....	198		
Blast Couplings – Threaded .....	140, 141	Blast Machine Tool Kit.....	207		

# INDEX

Blast Pots.....	10-25	Blastlight - Brickette.....	202	BlueFlex General Purpose Air Hose.....	151
Blast Pots - Rental.....	283	Blastlight - Explosion Proof.....	201-205	BNV Brushes – Flat Surface.....	264, 265
Blast Profile Measuring Gage.....	320, 321	Blastlight - Helmet Mounted.....	206	BNV Brushes – Inside Corner, Outside Corner.....	264, 265
Blast Quick Coupling – Aluminum, Threaded.....	140, 141	Blastlight - LED, Small LED Blastlight.....	202, 204-207	BNV Workheads.....	92, 93, 264, 265
Blast Quick Coupling – Brass Threaded... ..	140, 141	Blastlight - Nova 3.....	206	Body Coolers.....	227
Blast Quick Coupling – Mega Max Threaded.....	141	Blastman Robotics.....	41	Body Harness.....	239
Blast Quick Coupling – Nylon, Threaded.....	141	BlastOne Blast System Packages.....	8-34	Body Temperature Cooling.....	227
Blast Quick Coupling – Steel Threaded.....	140	BlastOne Breathing Air Hose.....	151, 225	Bolt Clamp – Double.....	195
Blast Quick Coupling – Threaded.....	140, 141	BlastOne Glasses.....	245	Book – Bridge Paint & Lead Paint Guides.....	307
Blast Room – Chilled Iron Grit or Steel Grit?.....	293	BlastOne Holiday Detector.....	328, 329	Book – Coating and Lining Inspection Manual.....	304
Blast Room – Remote Refill System.....	184	BlastOne Mega-Blaster Accessories.....	24	Book – Concrete Repair Manual.....	307
Blast Room Air Fed Helmet.....	212	BlastOne MegaFlow Air Supply Bull Hose.....	145	Book – Corrosion and Coatings: An Introduction to Corrosion for Coatings Personnel.....	302
Blast room Design Booklet.....	301	BlastOne Premium SupaLife Blast Hose.....	128	Book – Corrosion Prevention by Protective Coatings.....	302
Blast Room Dust Collector.....	36-41	BlastOne Premium SupaLife Heavy Wall Blast Hose.....	129	Book – Effect of Surface Contaminants on Coating Life.....	302
Blast Room Storage Hopper.....	77	BlastOne SupaLife Blast Hose.....	127, 128	Book – Elcometer Protective Coatings Inspection Manual.....	304
Blast Room Vacuum System.....	268	Blastpot Extender.....	199	Book – Failure Analysis of Paints and Coatings.....	304
Blast Rooms.....	36-41	Blastrac Airless Blasting Systems.....	98, 99	Book – Fitz’s Atlas of Coating Defects.....	304
Blast Speed.....	297, 424, 425	Blastroom - Robotics.....	41	Book – Generic Coating Types.....	303
Blast Suit.....	240	Blastroom Helmet.....	212	Book – Guidelines for Cost Effective Lead Paint Removal.....	306
Blast Tape.....	263	Blastrooms - Blast and Paint Jobshop.....	40	Book – Industrial Lead Paint Removal Handbook: Volume One Second Edition.....	306
Blast’n’Vac Workheads.....	264, 265	Blastrooms - Heavy Manufacturing.....	41	Book – Painting & Decorating Craftsman’s Manual – Textbook.....	302
BlastClad Heavy Duty Containment Sheeting.....	276	Blastrooms - Portable Facility.....	40	Book – Procedure Handbook: Surface Preparation and Painting of Tanks and Closed Areas.....	302
Blaster Communication System.....	216, 217	Blastrooms - Railcar.....	41	Book – Project Design: Industrial Lead Paint Removal Handbook Volume Two.....	306
Blaster’s Training.....	300	Blastrooms - Shipyard.....	41	Book – Protective Coatings: Fundamentals of Chemistry and Composition.....	303
Blast-Grip Remote Control Handle.....	190	Blastrooms - Steel Fabricator.....	40	Book – Selecting Coatings for Industrial and Marine Structures.....	303
Blasting – Laser.....	270	Blastrooms - Blast Nozzle.....	117	Book – Shop Painting of Steel.....	304
Blasting – Safety Equipment.....	211-234	BLAZE Blast Nozzle.....	117	Book – Solving Surface Preparation Problems.....	303
Blasting Chamber.....	36-41	BLD 88 Series Air Fed Helmet.....	218	Book – SSPC – Guides on Environmental Protection.....	306
Blasting Communication.....	216, 217	BLD 88 Series Outer and Inner Lenses.....	218	Book – Surface Preparation Specifications and Practices.....	304
Blasting Cost Calculations.....	426-429	BLD Air Conditioning Tube.....	227	Book – Technical Guidelines for Concrete Coating.....	307
Blasting Efficiency Chart.....	425	BLD Breathing Airline Filter.....	229	Book – The Fundamentals of Cleaning and Coating Concrete.....	307
Blasting Efficiency Test Kit.....	115	BLD Gen VX: BLD Helmet.....	218	Book – The Inspection of Coatings and Linings.....	304
Blasting Efficiency vs Nozzle Pressure.....	425	BLD Replacement Parts and Accessories.....	218	Book – Visual Comparisons Manual – Application and Coating Defects.....	304
Blasting Enclosures.....	36-41	Bleed Valve – High Pressure.....	390	Booklet – Surface Preparation Guide.....	308
Blasting Gloves – Leather.....	241	Bleeder Style Deadman Handle.....	188	Booth – Accessories.....	402-404
Blasting Helmets.....	212-221	Blocked Tips – Cleaning Needles.....	446, 447	Booth – Blast.....	36-41
Blasting of Large Pipes.....	110-112, 251-253	Blotter Paper.....	333	Booth – Peelable Coating.....	404
Blasting Package – safer, more reliable and more productive, 30 items.....	8-9	Blotter Test for Air Quality.....	443		
Blasting Packages.....	8-34	Blowdown.....	194		
Blasting Rig.....	8-34	Blowdown – Remote.....	184		
Blasting Robot.....	95	Blowdown Hose – Combo Valve.....	178		
Blasting Rooms.....	36-41	Blowdown Hose Adaptor.....	178		
BLASTING SAFETY.....	414	Blowdown Valve.....	194		
Blasting Set-Up.....	410, 411	Blower – Sand Collection.....	268		
Blasting Suit Protective Coveralls.....	240	Blower Fans.....	259		
Blasting Time Clocks.....	184	Blower Packs – Air Fed Mask.....	223		
Blasting Unit.....	8-34	Blower Tubing.....	260		
Blasting Warning Sign.....	246	Blue Air Hose.....	151		
Blasting with Armex Bi-carb Soda.....	94	Blue Flex Airless Hose.....	368, 369		
Blasting with Ultra High Pressure Water.....	100-105	Blue Flex Whip Hose.....	368		
Blast-Jet UHP Accessories.....	100-105	Blue Wizard Ducting.....	260		
		Blue Wizard Ventilation Fans.....	259		

Booth – Spray .....	42-47	Brick .....	202	Bull Hose Fittings – Quick Connect, 4 Claw Crowsfoot .....	147
Booth Filter .....	402, 403	Brick - LED Blastlight .....	202	Bull Hose Fittings – Screw Type .....	148
Booth Floor Covering.....	402, 403	Brick Blastlight.....	202	Bull Hose Hints.....	416
Boron Carbide – 40° Curved .....	123	Brick Blastlight - Small.....	202	Bullard Breathing Air Filter .....	229
Boron Carbide Blast Nozzle .....	126	Brick Light .....	202	Bullard Breathing Air Hose.....	151
Boron Carbide Nozzle – Threaded Adaptors .....	123	Brickette .....	202	Bullard Cool Tube.....	227
Boron Carbide Threaded Nozzle Adaptors .....	123	Bridge Blasters – Dust Collector.....	78-83	Bullard Free Air Pump .....	233
Bottle Cleaners.....	397	Bridge Blasting Trailer System.....	75	Bullard Helmet .....	218
Bottle Glass – Crushed .....	288	Bridge Containment .....	281	Bullard Lenses .....	218
Bottom Mount Pressure Gage.....	354	Bridge Paint & Lead Paint Guides.....	307	Bulldog Pumps/Sprayers .....	340-343
Box Air Hose Fitting – Screw (Ground Joint) Type .....	148	Bristle Blaster .....	255	Bulldog Repair Kit .....	380
Box Cutters .....	398	Bronze Couplings .....	133	Bumper Buttons .....	188
Braided Hose – Airless Paint .....	368, 369	Bronze Grit.....	288	Bunded Diesel Tanks - Rental.....	285
Brass Air Fittings – Small .....	155, 156	Bronze Inlet Valve .....	174, 182	Bungy Ties .....	278
Brass Blast Hose Couplings.....	133	Bronze Nozzle Holder.....	136	Bushes, Brass.....	156
Brass Blast Hose Quick Coupling .....	133	Bronze Outlet Valve.....	174, 182	Bushes, GalMal.....	160
Brass Low Pressure Hose Fittings .....	155	Brow Guard Face Protector Shield.....	245	Bushing – High Pressure .....	386
Brass Male Tail Piece .....	155	BRS – Portable .....	88-93, 264, 265	Bypass Regulator Piping Kit.....	192
Brass Nipples .....	155	BRS Head.....	264, 265		
Brass Nozzle Holder with 1 1/2" NPSM (32mm) Fine Thread .....	136	BRS Head - Mini .....	265	<b>C</b>	
Brass Nozzle Holder with 2" UNC (50mm) Contractor Thread .....	136	BRS Unit.....	88-93	C Channel Surface Area .....	456-463
Brass Nut & Tail.....	156	Brush – Fitch .....	397	Cabinet – Blast .....	60, 61
Brass Reducing Bush .....	156	Brush – Gun.....	397	Cabinet – Flammable Goods.....	246
Brass Socket.....	156	Brush – Radiator .....	397	Cabinet – Safety.....	246
Brass Strainer .....	180	Brush – Wire.....	397	Cabinet for Blasting Small Parts .....	60, 61
Brass Threaded Blast Quick Coupling.....	140, 141	Brush Cleaner .....	399	Cabinet Spares .....	262
Brass Threaded Nozzle .....	118	Brushes.....	397	Cabinets – Blasting .....	60, 61
Brass Wet Film Comb.....	315	Brushes – Blast N Vac.....	92, 93, 264, 265	Cable – Electric Deadman.....	186
Breathable Disposable Overalls.....	241, 242	Brushes – BNV .....	264, 265	Cable – Hose Restraint.....	139
Breather Box.....	232	Brushes – Miscellaneous.....	397	Cable Communication System .....	216, 217
Breathing Air Calibration .....	232	Brushes – Paint.....	397	Cable Ties .....	278
Breathing Air Equipment.....	211-234	Brushes – Paint/Radiator/Cleaning.....	397	Cadmium Check Swabs.....	274
Breathing Air Filter.....	228, 229	Brushes – Spark Tester.....	328	Calculator – Blasting Cost .....	426-429
Breathing Air Filter – AFC, BLD.....	228, 229	BS vs SAE Sizing of Grit – Sand.....	436, 437	Calculator – Dew Point.....	318
Breathing Air Filter – RADEX Free-standing.....	228	BSP /NPT Thread Chart.....	452	Calibration Foils – Coating Thickness .....	314
Breathing Air Filter Station .....	232	Buck Tape .....	399	Calibration Gas Cylinders – Carbon Monoxide Monitor .....	230
Breathing Air Filtration .....	232	Bucket .....	399, 400	Calibration Kit – CO Alarm.....	230
Breathing Air Fittings .....	224, 225	Bucket – Heating, Paint.....	392	Calibration Plates .....	314
Breathing Air Hose Connectors .....	224, 225	Bulk Abrasive Storage Hopper.....	77	Calibration Standard Book.....	314
Breathing Air Masks – Fitting Guide .....	421	Bulk Bag Loading Bin.....	24	Calibration Thickness Foils – Shims.....	314
Breathing Air Monitor.....	230, 231	Bulk Blaster Pop-Up Valve.....	196	Calico Spray Hood.....	243
Breathing Air Pump – PAPR Self Powered.....	223	Bulk Blasting Machines .....	18-25	Camlock Vacuum Hose Fittings .....	266
Breathing Air Purifier .....	232	Bulk Blasting Pots.....	18-25	Cap Mounted Ear Muffs.....	244
Breathing Air Quality Test Kit.....	234	Bulk Pot – Manway Seal .....	193	Cape - Bullard .....	218
Breathing Air Supply Pump.....	233	Bulk Pot Safety Seal.....	197	Cape – Helmet.....	213, 215, 218, 219
Breathing Airline Filter Station – GUARDIAN.....	232	Bulk Pot Seal .....	197	Captive Blasting Equipment.....	98, 99
Breathing Filters .....	228, 229	Bulk Pots - Rental .....	283	Car Stripping.....	94
Breathing Masks.....	236-238	Bulk Sand Vacuum System .....	64-69	Carabiners .....	239
Bresle Sampler – Surface Chloride Analysis Kit .....	331	Bull Air Hose – Recommended Sizing.....	416, 417	Caravan Showers.....	106, 107
		Bull Hose – MegaFlow Air Supply.....	145	Carbide Blast Nozzles .....	118
		Bull Hose Fittings – 2 Claw Surelock Quick Connect.....	146		

# INDEX

Carbide Nozzles.....	118, 120-126	Chilled Iron Grit Abrasive .....	294	Cleanliness Standards .....	308
Carbon Monoxide Alarm – Detector .....	230, 231	Chipper – Air Powered, Electric.....	256	Clear Glasses.....	245
Carbon Monoxide Cartridge .....	230	Chisel .....	256	Clear Visor .....	212-215, 218-221
Carbon Monoxide Converter .....	232	Chisel Scaller.....	256	Clear-Shot Purge Spray Gun.....	347
Carbon Monoxide Monitor Alarm – Radex Airline.....	230, 231	Chlor*Test – Chloride Test for Abrasives .....	332	Clemco Air Filter Cartridges .....	229
Carbon Monoxide Monitor Alarms – Airline, Miscellaneous .....	230, 231	Chloride Analysis Kit – Surface.....	330-332	Clemco Airline Filter .....	229
Carbon Monoxide Monitor Calibration Gas Cylinders.....	230	Chloride Contamination .....	442	Clemco Breathing Air Filter .....	229
Carbon Steel Shot.....	294	Chloride Contamination – Abrasive Test .....	332	Clemco Cool Tube.....	226
Cart-Mount Sprayer .....	345	Chloride Remover – Chemical .....	200	Clemco Power Gun.....	262
Cartridge – Breathing Air Filter.....	228, 229	Chloride Salt Testing .....	442	Clemco Style Deadman Control System.....	182
Cartridge Respirator / Mask .....	236-238	Chloride Test for Abrasives – Chlor-Test.....	332	Clemco Style Deadman Handle.....	188
Cartridges – Dust Collector, Filter.....	261	Chlorides Test Kit – Surface.....	330, 331	Clemco Style Electric Deadman Handle.....	189
Cartridges – Filter, Respirator .....	237, 238	Chlorides, Sulphates, Nitrates Detection Kit.....	332	Clemco Style Metering Valve – Pressure Hold .....	173
Case – Instrument.....	333	Chlorine Gas Detection.....	234	Climate Control Tube.....	226, 227
Cast Steel Grit Abrasive.....	294	Chlor-Rid Soluble Surface Salt Remover Chemical .....	200	Climate Monitoring Gage .....	316-318
Caulking Gun .....	399	Chlor-Test CSN Kit .....	332	Climatic Conditions for Safe Painting .....	444, 445
CEJN Couplings.....	224	ChlorTest, Bresle, SCAT .....	330, 331	Climatic Gages.....	316, 317
CEJN Hose Fittings.....	224	Chlor-Wash .....	200	Climatiser Climate Control Tubes.....	226, 227
Cellulose Paper Filters.....	261	Choosing the Right Tip .....	446, 447	Clipties .....	278
Cementitious Material Pump .....	344	Chopper Gun for Fibre Reinforced Coatings.....	376	Cloride Test Equipment.....	330-332
Cementitious Coating Gun .....	376	ChromateCheck Swabs .....	274	Cloth Tape .....	263
CEN Nozzle .....	194	Clamp – Double Bolt for Air Hose.....	149	Cloth Tape – Containment.....	279
Ceramic Nozzles – Suction Gun.....	262	Clamp – Vacuum Hose .....	266	CO Alarm.....	230, 231
Certified Blast Hose .....	127-129	Clamp Heater.....	392	CO Alarm Calibration Kit .....	230
Certified Breathing Hose.....	151, 225	Clamps – Double Bolt.....	149	CO Detector.....	230, 231
Certified Coated Thickness Standards – Foil Sets .....	314	Clamps – Double Bolt to Suit Pusherline Hose .....	195	CO Monitor Calibration Kit .....	230
CFM Chart.....	416, 424, 425	Clamps – Ducting .....	261	CO Test (Calibration) Gas.....	230
CFM per Nozzle Size.....	114, 424, 425	Clamps – Hose.....	146-149, 266	CO2 Gas Detector .....	230, 234
Chamber for Blasting.....	36-41	Clamps – Large .....	148, 149, 195	Coal Slag.....	289
Channel Surface Area.....	456-463	Clamps and Hose Connectors – Large .....	195	Coarse Threaded Nozzles .....	116
Charcoal Breathing Filter.....	228, 229	Clamps and Joiners – Ducting .....	261	Coarse vs Fine Abrasive .....	297
Chart – Hose coupling Identification .....	164	Class of Blast Chart.....	300	Coat – Inspection Kit .....	310, 311
Chart – Tip Size Selection .....	370-374	Class of Blast Photographs.....	432, 433	Coating Adhesion Testing.....	326, 327
Chart for Hose, Nozzle and Air Selection .....	424	Class of Blast Standards.....	308	Coating and Lining Inspection Manual .....	304
Chart for Surface Area .....	456-463	Claw – Blast Pot Handway .....	193	Coating Defect Label .....	333
Chartek Airless Spray Gun .....	359	Claw Clamp, Surelock .....	146	Coating Filter – High Pressure .....	389
Chartek Mixing Manifold .....	392	Claw Coupling – Blast Hose .....	134	Coating Hardness Cure Test Instruments.....	324, 325
Chartek Spray Machines .....	339	Claw Couplings – Air Hose.....	146-149, 152-154	Coating Holiday Tester .....	328, 329
Cheater Valve .....	354	Claw Couplings – Air Hose .....	149	Coating Mixer.....	394
Check Swabs – Chromate .....	274	Clean Shut Off Valve .....	362	Coating of Large Pipes .....	110-112, 251-253
Check Valves .....	190	Cleaned Steel – Blast, Surface Preparation Guide .....	432, 433	Coating Porosity Detection Instruments .....	328, 329
Checking Compressed Air Quality .....	443	Cleaner, Roller and Brush.....	399	Coating Removal – UHP Water .....	100-105
Checklist – Blasting.....	410, 411	Cleaning Brushes .....	397	Coating Thickness – Dry film Gages.....	312, 313
Checklist – Spray.....	412, 413	Cleaning Kit – Gun.....	354	Coating Thickness – Wet Film Gages .....	315
Chemical Concentrate – Rust Inhibitor .....	200	Cleaning Kit – Gun.....	354	Coating Thickness ‘Banana Gage’ .....	313
Chemical Safety Goggles.....	245	Cleaning Needles – Spray Tips .....	446, 447	Coating Thickness Gage.....	312, 313
Chemical Spill Control.....	246	Cleaning out the Pits – Which Abrasive.....	297	Coating Thickness Gage – PIG .....	325
Chest Coolers .....	227	Cleaning Wipes – Disposable.....	400	Coating Thickness Gage – Ultrasonic.....	319
Chicago Fittings.....	149	Cleaning Your Mask .....	421	Coating Thickness Standards.....	314
		Cleanliness of Surface.....	442	Coatings – ‘Fast-Set’, Two Component Application .....	339
		Cleanliness Pictorial Standards.....	432, 433	Coatings – Intumescent Fire-Proofing,	

Two-Component Application .....	338, 339	Compressed Air Quality.....	443	Containment – PowerTie.....	278
Coatings – Ultra Thick, Tools for Removing .....	256	Compressed Air Quality Test.....	234	Containment – Puncture Knife.....	278
Coatings Advice .....	300-308	Compressed Air Supplies.....	234	Containment – Shrinkwrap.....	280
Coatings Viscosity Table .....	439	Compressed Air Treatment.....	26-31, 210	Containment – Specialised Accessories.....	279
Cobra Remote Control Valve .....	180	Compressed air Vacuum.....	268, 269	Containment – Stitching Machine.....	278
Cold Vest .....	227	Compressed Air Venturi Tools.....	268	Containment – Tape.....	279
Cold Water Pressure Washer.....	270	Compressed Breathing Air Hose and Fittings .....	224, 225	Containment – Waterproof Tape .....	279
Collar – Bullard.....	218	Compressor and Blast Pot Skid.....	16,17	Containment Duct Adapter.....	259
Collar – hood / helmet.....	213, 215, 218, 219	Compressor Sizing .....	32, 33, 416, 424, 425	Containment Duct Adaptor.....	261
Comb – Wet Paint (Wet Film Thickness).....	315	Compressors - Rental .....	286	Containment Screens – Custom-Sized.....	275
Combi Recycling Unit .....	74	Concrete Blasting Machines .....	98, 99	Containment Sheeting.....	276
Combo Remote Control System.....	175,178,181	Concrete Coating Publications.....	307	Containment Sheeting – Sealing Tape.....	279
Combo Service Kits .....	175	Concrete Floor Coating Accessories.....	400, 401	Contamination – Abrasive .....	296, 431, 435
Combo Valve.....	175	Concrete Lining Spray Gun.....	376	Contamination – Substrate .....	296, 431, 435
Combo Valve – Remote Control.....	175, 178, 181, 183	Concrete Moisture Meter .....	325	Contamination – Surface.....	330-332
Combo Valve Blowdown Hose .....	178	Concrete Paint Management .....	319	Continuity Test – Coating.....	328, 329
Combo Valve Remote Control System.....	181	Concrete Preparation Publications.....	307	Continuous Blast Machine .....	54-59
Combo Valve Retrofit Kit.....	181	Concrete Repair Manual.....	307	Contractor Flat Tip .....	370
Comfortable Blast Helmet .....	212	Conductivity Testers .....	330-332	Contractor II – Graco, Airless Spray Gun.....	358
Common Large Pressure Pot Replacement Items .....	357	Cone – Pop-Up.....	197	Contractor II Spray Gun.....	358
Communication Systems.....	216, 217	ConeBlast Internal Pipe Blasting Tool.....	248	Contractor In-Line Valve – Graco.....	362
Compact Blast Helmet .....	212-221	ConeBlast Junior Internal Pipe Blasting Tool.....	248	Contractor Spray Gun.....	358-361
Compact DFT Gage.....	313	ConeSpray .....	252	Contractor Spray Tip.....	372-374
Compact Dust Collectors .....	78-83	ConeSpray Internal Pipe Coating Tools .....	252	Contractor Sprayer – Filters .....	387, 388
Compact Safety Torch.....	323	ConeSpray Junior .....	252	Contractor Thread Nozzle Holders .....	136
Compact Spark Tester.....	329	Confined Space – Nozzle Kit .....	124	Contractor Thread Nozzles .....	116
Compair Moisture Separator.....	208	Confined Space Blast Helmet .....	212-221	Control Kit – Electric Remote, Economy, Standard, Deluxe .....	185
Comparative Standards.....	308	Confined Space Helmet – Astro .....	221	Control Line Filter .....	180
Comparators – Surface Profile .....	322	Confined Space Lighting.....	201-205	Control Line Pilot Valve .....	177, 179
Complete Blast Pot Package.....	8-34	Confined Space Monitoring Equipment .....	230, 231, 234	Control Line Strainers and Filters .....	180
Complete Sandblasting System .....	8-9	Connection Kit – Xtreme Lower .....	343	Control Valve – Pneumatic .....	177, 178
Compressed Air – Breathing Filter .....	228, 229, 232	Connector – Pot Mounting LongLife .....	196	Control Valve Systems .....	174-185
Compressed Air – Filter .....	228, 229, 232	Connector Hose Clamps – Small.....	161	Control Valves .....	177-183
Compressed Air Attachment – Sundstrom.....	237	Connectors & Clamps – Nut and Tail Connector, Hose Tail Connector.....	195	Conventional Paint / Air Spray Hose.....	352
Compressed Air Charts.....	424	Contact Thermometer.....	318	Conventional Spray Guns .....	351
Compressed Air Conditioner.....	226, 227	Contained Blast System – Mobile .....	75	Conventional Spray Hose and Fittings.....	352
Compressed Air Consumption .....	114, 424, 425	Contained Water Blasting .....	100-105	Conversion Chart – Imperial/Metric.....	424
Compressed Air Controls.....	32, 33, 162	Container – Paint.....	399, 400	Conversion Factors.....	465
Compressed Air Driers.....	26-31, 210	Container Blast Room .....	36-41	Conversion Tables .....	454, 455
Compressed Air Filter .....	228, 229, 232	Container Steel Grit Recycler.....	75	Conversion Chart - Abrasive Size .....	441
Compressed Air Filtration .....	232	Containment .....	275-280	Cool Air Tube.....	226, 227
Compressed Air Flow Rate Conversion Table.....	454, 455	Containment – Acoustic .....	277	Cool Air Tube – DC50 Dual Cool.....	227
Compressed Air Hose.....	145, 150, 151	Containment – Bar Magnets .....	279	Cool Pack Cooling Vests .....	227
Compressed Air in Pipes Pressure .....	454, 455	Containment – Custom Sheeting.....	275	Cool Tubes .....	226, 227
Compressed Air Moisture Removal .....	26-31, 210	Containment – Filter Sheeting.....	277	Cooler System.....	26-31, 210
Compressed Air Powered Vacuum Loading System (Mega) .....	24	Containment – Flame Retardant Sheeting .....	275-277, 280	Cooling Vest – DC70 Air Fed.....	227
Compressed Air Powered Vacuum Systems.....	64-69	Containment – Joiner.....	278	Cooling Vests – Cool Pack .....	227
Compressed Air Powered Ventilation Fans .....	259	Containment – Power Clamp.....	278	Cooling Vests – Evaporative .....	227
Compressed Air Pressure Loss in Air Hose.....	454, 455	Containment – PowerClad .....	276	Copper Brush Probe – Spark Test .....	328
				Copper Slag .....	289
				Cord – Electric Deadman .....	186



# INDEX

Cordless Airless Sprayer.....	375	Covers – Pressure Rollers .....	364	Deadman System – Fast Shutdown .....	183
Cordless Spray Gun .....	375	CPF Filter.....	229	Deadman Twinline.....	187
Cordless Sprayer .....	375	Crab – Blast Pot Handway.....	193	Deck Cleaning.....	100-105
Cordon Tape – Lead Warning .....	279	Crack Squeegees.....	401	Deck Track Blasting .....	98, 99
Corn Cob Abrasive .....	292	Crack Testing System .....	94	Decon Unit .....	106, 107
CornCob.....	292	Crawler – UHP Water, Dust-free Blasting.....	100-105	Decontamination Trailer - Rental .....	284
Corrected Volume Solids.....	448, 449	Crest Meter.....	326	Decontamination Unit.....	106, 107
Corrosion and Coatings: An Introduction to Corrosion for Coatings Personnel .....	302	Crimp Clamps.....	161	Defective Coating Label.....	333
Corrosion Prevention by Protective Coatings.....	302	Cross Hatch Adhesion Test Kit.....	327	Defelsko - Replica Tape Reader .....	320
Cost Effective Blast Cleaning (Imperial Units).....	426	Cross Hatch Cutter .....	327	Defelsko 30 degree probe.....	321
Cost Effective Blast Cleaning (Metric Units).....	427	Crowsfoot Gasket and Lock Pins.....	147	Defelsko 60 degree probe.....	321
Costing your Blasting Job .....	426-429	Crowsfoot Quick Connect Air Hose Fittings.....	147	Defelsko Adhesion Test .....	326
Cotton Ball Chloride Test Kit.....	331	Crushed Garnet .....	289	Defelsko Dew Point Meter .....	316
Cotton Gloves.....	242	Crushed Glass (Crushed Recycled Glass Abrasive) .....	288	Defelsko DFT Gage .....	312
Couplant – Ultrasonic Gage .....	319	Cullet – Crushed Glass.....	288	Defelsko Inspection Kits.....	310
Coupling – Aluminum.....	134	Cup Gun – Paint Spraying.....	351	Defelsko Posipatch .....	330
Coupling – Blast Hose.....	133-135	Cure – Paint Rooms.....	48-53	Defelsko PosiSoft Software .....	334
Coupling – Identification Chart .....	164	Cure – Paint Test .....	324, 325	Defelsko Probes.....	312
Coupling – Nylon .....	134	Curing Ovens.....	48-53	Defelsko Salt Meter .....	330
Coupling – Plastic.....	134	Curtains – Containment .....	277	Defelsko Smart Link.....	334
Coupling – Quick, Aluminum, Blast Hose.....	134	Curved Blast Nozzle .....	123	Defelsko Smart Link Gauge .....	334
Coupling – Quick, Mega Max 'MX' .....	135	Custom-Sized Containment Screens.....	275	Defelsko Software.....	334
Coupling – Quick, Steel, Blast Hose .....	134	Cut Wire – Mild Steel (Abrasive).....	295	Defelsko Standard Gauge.....	312
Coupling – Steel .....	134	Cut Wire – Stainless Steel (Abrasive) .....	295	Defelsko Ultrasonic Gage.....	319
Coupling – Threaded Blast.....	149	Cutaway Drawing – Abrasive Valves .....	166-170	Defesko Standard .....	314
Coupling Adaptor – High Pressure .....	386	Cut-Off System – Remote Abrasive .....	186	Deflector Nozzles .....	124, 125
Coupling Clips.....	144	Cutter – Cross Hatch Tool .....	327	Dehumidification Chart .....	444, 445
Coupling Gasket.....	135	Cutters – Scarifier .....	258	Dehumidification Systems.....	108, 109
Coupling Gaskets for Mega Max Couplings .....	142, 143	Cutting Tool – Hose .....	131	Dehumidifier - Rental.....	286
Coupling Gaskets for Nylon Couplings .....	143	Cyclonic Moisture Separator .....	209	Dehumidifiers .....	108, 109
Coupling Gaskets for Standard Metal Couplings .....	142, 143	<b>D</b>		Delicate Blasting – Low Pressure Retrofit Kit.....	192
Coupling Lock Pins.....	144	Daily Checklist – Spray.....	412, 413	Deliquescent Beads.....	26-31, 210
Coupling Screws.....	144	Danger Signs .....	246	Delta Sheeting .....	276
Coupling Size Chart .....	164	Dangerous Goods Storage Cabinet.....	246	Deluxe Electric Remote Control Kit.....	185
Couplings – Air Supply, Quick Connect 2-Lug.....	149	Data Loggers – Climate Conditions, Temperature .....	316, 317	Demineralized Water.....	330-332
Couplings – Blast Hose, Screws .....	144	DC50 Dual Cool Air Tube .....	227	De-painting System .....	94
Couplings – Brass .....	133	DC70 Air Fed Cooling Vest.....	227	Depressurisation System – Remote .....	184
Couplings – Breathing Air Hose.....	224, 225	Deadening Panels.....	277	Depressurization Valve.....	194
Couplings – Gasket Selection, Quick Reference Guide.....	143	Deadman – Electric.....	185-187, 189	De-scaling – Pipe Tools.....	248-251
Couplings – Hose, Pro-FIT Low Pressure .....	353	Deadman Blast Timers.....	184	Desiccant Dehumidifier .....	108, 109
Couplings – Large Bore.....	135	Deadman Cable .....	186	Design – Blast room Booklet .....	301
Couplings – Mega Max, Coupling Gaskets .....	142, 143	Deadman Cable Connectors .....	186	Design, Blast Rooms .....	36-41
Couplings – Standard Metal, Coupling Gaskets .....	142, 143	Deadman Control Anti-Freeze Injector.....	184	Destructive Adhesion Testing.....	326, 327
Couplings – Vacuum Hose.....	266, 267	Deadman Control Cable .....	186	Destructive Test – Coating Thickness.....	325
Couplings, Fittings and Nozzle Holders – Installation, Technical Tips.....	132	Deadman Control System – RMC, RMS, AMS.....	182, 183	DeVilbiss Gun Repair Kit .....	350
Cover – Blast Hopper .....	198, 199	Deadman Control Twin Hose.....	187	DeVilbiss HAR 555 Regulator .....	355
Coveralls – Blasting Suit Protective .....	241, 242	Deadman Handles .....	188, 189	DeVilbiss JGA Spray Gun .....	350
		Deadman Handles, Electric.....	189	DeVilbiss JGAHD and Advance HD Spray Guns .....	350
		Deadman Handles, Pneumatic .....	188	DeVilbiss KB555 Pressure Pot .....	356
		Deadman System.....	174-183	DeVilbiss Pressure Pot Gasket (Lid) .....	357
				Dew Meter.....	316, 317
				Dew Point Calculator.....	318

Dew Point Chart.....	444, 445	Double Bolt Clamps for Quick Connect 2-Lug Couplings .....	149	Dust Bag – Dust Collector.....	261
Dew Point Meter .....	316-318	Double Chamber Pop-Up Valve.....	196	Dust Collection .....	78-83, 441
Dew Point Scale.....	444, 445	Double Nozzle Blaster.....	96, 97	Dust Collection Filter.....	261
DewCheck Climatic Gage – Series IV.....	317	Double Outlet Angle Nozzles.....	124, 125	Dust Collector – Air Filtration Cartridges.....	261
DewCheck Monitor .....	317	Double Outlet Blast Pots.....	15	Dust Collector - 10000cfm .....	83
DFT Gages.....	312, 313	Double Sided Tape – Containment.....	279	Dust Collector - 12000cfm .....	82
DFT Standards .....	469	Double Spud.....	148	Dust Collector - 20000cfm .....	82
DFT Tables .....	448, 449	DOUBLE VENTURI Tungsten Carbide Blast Nozzle.....	120	Dust Collector - 40000cfm .....	83
DH Equipment.....	108, 109	Drain Valve - Spray .....	390	Dust Collector - 60000cfm .....	83
Dial Gage and Tape – Profile Measurement .....	438	Drain Valve – Xtreme .....	390	Dust Collector - 6000cfm .....	82
Dial Thickness Gage .....	321	Drill – Paint Mixer.....	394	Dust Collector – Filter Cartridges .....	261
Diaphragm – Auto Air Valve.....	176	Dripless Airless Tip Adaptor .....	362	Dust Collector – Mobile.....	78-83
Diaphragm Pilot Valve .....	180	Drop In Pressure.....	451	Dust Collector Ducting .....	260
Diaphragm Pumps.....	345	Drop Sheets – Poly .....	276, 398	Dust Collector Ventilation Guide .....	441
Diaphragm Repair Kit.....	381	Drum Agitator .....	393	Dust Collectors – Blast Room.....	36-41
Diesel Powered Vacuum Systems.....	64-69	Drum Feed Pumps.....	391	Dust Collectors - Rental.....	282
Diesel Tanks - Bunded - Rental .....	285	Drum Heating Kits.....	392	Dust Contamination.....	442
Diesel Vacuum Systems - Rental.....	284	Drum Mounted Agitators.....	393	Dust Control.....	78-83
Different Blasting Packages.....	16,17	Drum Pumps.....	339	Dust Control – Water Nozzle .....	200
Differential Pressure Blast Pots .....	94	Drum Vacuum.....	268, 269	Dust Control – Water Ring .....	199
Differential Pressure Style Remote Controls .....	174	Dry Air – Moisture Removal System .....	26-31, 210	Dust Control Fans.....	259
Digital Surface Profile Gage .....	320, 321	Dry Air Chart.....	444, 445	Dust Disposal Bags .....	281
Direct Sampling Salt Test Unit .....	330-332	Dry Air System(s).....	26-31, 210	Dust Extractor Fans.....	259
Directional Spray Head.....	363	Dry Air Systems .....	26-31, 210	Dust Filter .....	261
Discs – Sandpaper.....	263	Dry Air Units .....	108, 109	Dust Mask .....	236
Disposable Breathing Hood.....	237	Dry Bulb Wet Bulb Humidity Gage .....	318	Dust Protection – Overalls .....	241, 242
Disposable Dust Masks .....	236	Dry Film Thickness Chart.....	448, 449	Dust Sock.....	259
Disposable Gloves .....	242, 243	Dry Film Thickness Gage .....	312, 313	Dust-Free Blasting .....	261
Disposable Goggles .....	245	Du Pont Starblast .....	288	Dust-free UHP Blasting with the Vacuum Crawler .....	100-105
Disposable Hood for Sundstrom Half Mask Respirator .....	237	Dual ‘Torit’ Filters.....	261	Dustless Blast Heads .....	264, 265
Disposable Light Duty Overalls.....	241, 242	Dual Abrasive Blasters.....	94	Dustless Blasting.....	88-93, 264, 265
Disposable Overalls.....	241, 242	Dual Action Sander.....	257	Dustless blasting Units .....	88-93
Disposable Solvent Wipes .....	400	Dual Cool Air Tube .....	227	Dustless UHP Water Blasting .....	100-105
Disposable Wet Film Thickness Gage.....	315	Dual Operator Blast Pots .....	10-25	<b>E</b>	
Disposable Wipes .....	275	Dual Venturi Blast Nozzle .....	120	Ear Muff Hearing Protection .....	244
Disposal – Asbestos Bags .....	281	Duct Adapter.....	260	Ear Plugs .....	244
Disposal – Lead Waste Bags.....	281	Duct Adaptor – Containment.....	261	Ear Protection.....	244
Diver’s Hose Couplings .....	224, 225	Duct Hoses.....	260	Eastern Garnet .....	289
Diving Hose (Quick Connects) .....	224, 225	Duct Joiner .....	260	Easy Access Gun Filter .....	367
Dixon Air Hose Fittings – Screw Type .....	148	Duct Joiners.....	261	Easy Out Filters .....	387
Dixon Minsup Hose Fittings – 2 Claw.....	146	Duct Tape .....	263	Easy-Turn Spray Head.....	363
Dixon Minsup Hose Fittings – 4 Claw.....	147	Ducting – Flexible for Ventilation Air Extraction.....	260	EBE Blast Machine .....	98, 99
Do you have an Overhead Storage Bin?.....	198	Ducting – Positive Pressure ‘Blower’ .....	260	ECK Electric Remote Control Extension Cable .....	186
Docking Station – DewCheck .....	317	Ductwork.....	260	ECK Remote Control Kits .....	185
Dolly – Pull-off Adhesion Test Kit .....	326, 327	Dump Pressure Valve .....	190	ECK Twistork Connectors for Electric Control Cable.....	187
Dolly Adhesion Test Kit – Standard, Tensile .....	326	Dump Valve – Remote Control .....	174	Economy Blast Hose, Blast Hose.....	130
Dome Shelter.....	280	Dura Flo Repair Kit.....	381	Economy Paint / Air Hose.....	352
Donaldson Filters .....	261	Durability Test – Abrasives .....	298	Economy Spray Gun.....	352
Donut Abrasive Metering Valve .....	172	DuraFlo Relief / Drain Valve .....	390	EcoQuip.....	84-87
Double Action Couplings .....	224, 225	Durometer Hardness Tester .....	324	EcoQuip 2 .....	84-87
Double Action Fittings – Breathing Air .....	224, 225	Durotest Hardness Tester .....	324		

# INDEX

Eductor Vacuum Transfer Systems.....	268	Empire Blast Cabinet .....	60, 61	Extreme Pump Filters .....	388
Effect of Surface Contaminants on Coating Life.....	302	Empire Metering Valve .....	173	Extreme Pump Repair Kit.....	381
Efficiency – Air Consumption.....	114, 424, 425	Encapsulation – Containment.....	275	Extreme Relief / Drain Valve.....	390
Efficiency Chart – Blasting.....	425	Enclosed Area for Blasting.....	36-41	Extreme Strainer .....	379
Efficiency vs Nozzle Pressure .....	425	Enclosed Blasting Room .....	36-41	Extreme Suction Kit.....	378
Elastic Cuff Gloves.....	242	Enclosed Cabinet for Blasting.....	60, 61	Extreme-Mix Plural Spray Machine.....	338, 339
Elastic Ties.....	278	Energy and Sound Suppressor.....	194	Eye Protection .....	245
Elasticated Power Tie.....	278	Engineered Sponge Fibre Abrasive.....	291	Eye Protection Disposable Goggle .....	245
Elbow .....	160	English USA to Metric Conversions .....	465	Eye Protection Wrap Around Safety Glasses .....	245
Elbow – Black Steel, Galvanized, Steel.....	157	Entech Filter .....	261		
Elbow Fittings.....	386	Entech Mobile Dust Collection Filter .....	261	<b>F</b>	
Elbow Pressure Losses .....	454, 455	Environment Control – Dehumidifier.....	108, 109	Fabricated Steel Blast Machine .....	54-59
Elco Software .....	334	Environmentally Friendly Blasting Units .....	88-93	Face Protection.....	245
ElcoMaster.....	334	EnviroPrep .....	274	Face Shields.....	245
ElcoMaster Software .....	334	Epoxy Cure Tester.....	324, 325	Factors which affect Surface Profile .....	435
Elcometer 108 Hydraulic Adhesion Test Equipment.....	327	Epoxy Screeds / Squeegee .....	401	Failure Analysis of Paints and Coatings.....	304
Elcometer DFT Gage.....	313	Equipment for Blasting .....	8-34	Falcon and Monark/ President Pumps .....	344
Elcometer ElcoMaster Software .....	334	Equipment for Rental .....	282-286	Fall Arrest Body Harnesses & Lanyards.....	239
Elcometer Holiday Detector.....	329	Ergonomic Blast & Vac Workhead .....	264, 265	Fall Arrest Connectors .....	239
Elcometer Protective Coatings Inspection Manual .....	304	Ergonomic Blast-Grip Handle.....	190	Fall Arresters.....	239
Elcometer Software.....	334	Estimating Formula for Blasting Jobs.....	426-429	Fan – Dust Extraction .....	259
Elcometer, Adhesion Test.....	327	European Blast Helmet .....	221	Fan – Portable .....	259
Electric Area Lights .....	201-203	European Grit Valve .....	173	FAN BLAST Fan Pattern Tungsten Carbide Blast Nozzle.....	122
Electric Control Cable – ECK TwistLok Connectors.....	186, 187	Evaporative Cooling Vests .....	227	Fan Blast Nozzle.....	122
Electric Control Valves.....	177	Exhaust Mufflers .....	194	Fan Ducting.....	260
Electric Deadman .....	185-187, 189	Exhaust Trap .....	174	Fan Pattern Blast Nozzle .....	122
Electric Deadman Handles.....	189	Exhaust Valve – Remote Control .....	174	Fans – Ventilation .....	259
Electric Deadman System .....	185-187, 189	Exhaust Valve Muffler .....	194	Fast Coating Removal with Water .....	100-105
Electric Dehumidifier .....	108, 109	Explosion Proof – Light .....	323	Fast Nozzles.....	117
Electric Pilot Valves .....	177	Explosion Proof Blastlight.....	201-205	Fast Set Coatings.....	347
Electric Powered Fan .....	259	Explosion Proof LED.....	201-205	Fast Shutdown Deadman System .....	183
Electric Powered Sprayer.....	346	Explosion Proof LED Blastlight.....	201-205	Fast Start/Stop Systems.....	166-170
Electric Powered Vacuum Systems .....	64-69	Explosion Proof Lighting .....	201-205	FasterBlaster Dust Filter .....	261
Electric Remote Abrasive Cut-Off.....	186	Explosion Proof Storage Cabinet .....	246	Fast-Set Coating Sprayers .....	339
Electric Remote Control Kit – Deluxe, Economy, Standard.....	185	Explosion Proof Ventilation Fans .....	259	Fed Rollers – Paint .....	364
Electric Remote Control Kit – SmartSPARK.....	183	Extendable Inspection Mirrors.....	323	Feed Hopper – Paint.....	379, 380
Electric Remote Control System – S-Series ASAP.....	183	Extendable Pole.....	399	Feed Pumps.....	391
Electric Ventilation Fan .....	259	Extension – Airless Gun .....	363	Feet per Ton Table .....	456-463
Electric Water Blasters .....	270	Extension Blast Hose .....	129	Ferrous Coating Thickness Gage .....	312, 313
Electronic Metering Valve.....	173	Extension Poles .....	399	Ferrous Ion Test Strips .....	331
Electronic Replica Tape Reader .....	320	External Mix Chopper Gun .....	375	Fibre Applications.....	375
Electrostatic Spray Gun – Graco, PRO Xs Series .....	361	External Mix Gun .....	375	Fibre Reinforced Paint Spray Gun .....	375
Element – Moisture Separator.....	208	Extraction Fans.....	259	Fibreglass Filters.....	402, 403
Element, Filter – Gun .....	366	Extraction Filter – Spray Booth .....	402, 403	Field Repairable Blastlight.....	207
Elevator – Recycling.....	74-77	Extraction System – Blast Room.....	36-41	Film Build .....	448, 449
Eliminate Costly Moisture Problems with an AirPrep System .....	26-31, 210	Extraction System – Mobile.....	78-83	Filter – Air Filter Cartridge for AFC Series Filters.....	229
Embedment of Abrasive Explained .....	435	Extreme Air Motor .....	341	Filter – Air Filter Cartridge for RADEX and BLD Filters.....	228
		Extreme Air Motor Repair Kit.....	380	Filter – Binks .....	388
		Extreme Graco Sprayer .....	340-343	Filter – Graco.....	387, 388
		Extreme Lower .....	341, 343	Filter – Gun .....	365-367
		Extreme Lower .....	341, 343		
		Extreme Mix Graco Plural Machine .....	338		

Filter – High Pressure, Inline.....	365	Fine Sieve – Blast Hopper.....	198	Floor Covering.....	404
Filter – Pump Inlet.....	379	Fine Thread Blast Nozzle.....	118	Floor Resurfacers and Toppers.....	401
Filter – Spray Rooms.....	402, 403	Fine Thread Nozzle Holders.....	136	Floor Screed Topper.....	401
Filter Accessories – Graco EasyOut.....	387	Fine Threaded Nozzles.....	116	Flow Control Valves.....	190
Filter Cartridge – Breathing Air Units.....	228, 229	Finish – Surface Testing.....	320, 321	Flow Rate vs Temperature.....	439
Filter Cartridges – Dust Collector.....	261	Finishing Equipment – How to Pick the Right One for the Job.....	348	Flow XL.....	290
Filter Cartridges, Sundstrom.....	237	Finishing Paint Spray Guns.....	350	Fluid – Packing.....	384
Filter Curtain.....	402, 403	Fire Retardant Shrinkwrap.....	280	Fluid – Pump.....	384
Filter Data.....	440	Fire Safety Cabinet.....	246	Fluid Filters.....	354
Filter Efficiency Chart - MERV.....	440	Fire-Proofing Coating – Sprayers.....	338, 339	Fluid Filters, Aluminum.....	389
Filter Elements.....	354	Fitch Brush.....	397	Fluid Filters, Steel.....	389
Filter Elements – Spray Tip.....	366	Fitting – Hose Chart.....	164	Fluid Heater.....	391
Filter Elements for Whip Hose Filter.....	366	Fitting Sizes.....	452, 453	Fluid Pressure Loss.....	451
Filter Housing – Gun Adaptor Tip.....	366	Fitting Sizes – Threaded.....	452, 453	Fluid Pressure Regulator.....	355
Filter Rating Chart.....	440	Fittings – A-Type.....	149	Fluorescent Lighting.....	203
Filter Regulators.....	162	Fittings – Brass, Low Pressure.....	155	Fluro Trace.....	323
Filter Screen Accessories – Graco, High Pressure, Long.....	387, 388	Fittings – Breathing Air.....	224, 225	Foils – Calibration, Thickness Shims.....	314
Filter Screen Accessories – Graco, High Pressure, Short.....	387	Fittings – Camlock.....	266	Foot Covers – Overspray.....	244
Filter Screen Accessories – Speeflo, High Pressure.....	383	Fittings – High Pressure.....	385	Force Gun.....	375
Filter Screen and Accessories – Binks, High Pressure.....	388	Fittings – Hose.....	385	Formulae – Surface Area.....	464
Filter Screens.....	383	Fittings – Hose Clamps (Small).....	161	Fortress Breathing Air Station.....	232
Filter Sheeting.....	277	Fittings – Quick Release Airline.....	152-153	Frame for Warning Signs.....	246
Filter Support.....	387, 388	Fittings Air supply – Spud.....	148	Frames – Paint Roller.....	395, 396
Filter-Control Line.....	180	Fittings Air Supply – Surelock.....	146	Free Air Pump – Breathing.....	233
Filters.....	402, 403	Fitz’s Atlas of Coating Defects.....	304	Free Air Supply Pump.....	233
Filters – Airless Gun Replacement, Others.....	367	Flame Retardant – Power Clad Filter Sheeting.....	277	Frontline Communication Systems.....	216, 217
Filters – Airline.....	162	Flame Retardant – PowerClad Containment Sheeting.....	276, 278	FSV or Flat Sand Valve (FSV) Abrasive Metering Valve.....	172
Filters – Dust Collection.....	78-83, 261	Flame Retardant Dust Collector Filter.....	261	Full Bore Ball Valves.....	192
Filters – Easy Out Long.....	387	Flame Retardant Spray Booth Floor Covering.....	404	Full Face Mask.....	223, 236, 238
Filters – Easy Out Short.....	387	Flame Retardent Filters.....	261	Full Face Respirator.....	236, 238
Filters – Face Mask.....	236, 238	Flame Safety Cabinet.....	246	Full Flow Thompson Valve.....	169-171, 179, 181
Filters – Fluid.....	389	Flammable Liquid Storage.....	246	Full Mask.....	223, 236, 238
Filters – Moisture.....	26-31, 208-210	Flaps – Roto-Peen.....	258	Funnel.....	354
Filters – Paint Booth.....	402, 403	Flash Lights.....	323	Funnel – Containment.....	281
Filters – Paint Suction.....	379	Flash Magnifier – Profile Comparator.....	322	Fusion Gun.....	347
Filters – Taiver.....	367	Flash Rust Prevention.....	200	<b>G</b>	
Filters – Titan.....	367	Flashlights – Inspector’s, Rechargeable.....	323	G10XL Spray Gun.....	359
Filters – Wagner.....	367	Flat Sand Valve.....	172	G2 Deadman Handle.....	188
Filters – Wagner, Gun Replacement.....	367	Flat Surface3 BNV Brushes.....	264, 265	G2 Electric Deadman Handle.....	189
Filters and Strainers – Control Line.....	180	Flat Tips and Guards.....	370	Gaffer Tape.....	263
Filters S1/S2 Steel.....	237, 238	FledBag Tool.....	207	Gage – DewCheck, Climatic.....	317
Filterwalls.....	46	Flex Plus Airless Spray Gun.....	358	Gage – High Pressure.....	389
Filtration Data.....	440	Flexible Blast Hose.....	127-129	Gage – Nozzle Pressure Test.....	115
Fina Valve.....	167	Flexible Ducting – Joiners and Clamps.....	261	Gage – Pressure.....	389
Fine Finish Paint / Air Hose.....	352	Flexible Ducting for Ventilation Air Extraction.....	260	Gage – Surface Testing.....	320, 321
Fine Finish Pumps and Packages.....	344	Flexible Pusherline Hose Kits.....	195	Gage – Thermometer.....	319
Fine Finish RAC X Tip.....	373	Flexible Spray Booth.....	48-53	Gages – Air Pressure.....	191
Fine Finish Seal Kit.....	373	Flex-Tube Abrasive Metering Valve.....	173	GalMal Pipe Fittings.....	159
Fine Mesh Screen Insert.....	198	Floodlight – SafeLite S100 Explosion Proof.....	201	Galvanized Elbow.....	160
		Floor Coating Accessories.....	400, 401	Galvanized Fittings.....	158-161
				Galvanized Nipple.....	158

# INDEX

Galvanized Pipe Pieces.....	159	Globes – Low Voltage Blast Lights.....	204	Guns .....	361
Galvanized Plug .....	159	Gloss Standards.....	469	Graco Pump Inlet Strainer .....	379
Galvanized Reducing Bush .....	160	Gloves.....	239, 241-243	Graco Pump Suction Hose .....	378
Galvanized Socket.....	161	Gloves – cabinet.....	262	Graco RAC 5 Airless Spray Tip .....	371
Galvanized Tee .....	160	Gloves – Painting .....	242, 243	Graco RAC 5 HandTite Airless Tip Guard .....	371
Garnet – The Recycling Factor .....	298	Glue – Adhesion Test.....	326	Graco RAC X Airless Spray Tip .....	373
Garnet (Garnet Abrasive).....	289	GMA.....	289	Graco Reactor 2K Spray System .....	347
Garnet Recycler - Rental.....	284	GMA Garnet Recycler .....	70-77	Graco SG3 Airless Spray Gun .....	358
Garnet Recycling Systems.....	70-77	GMax Filters.....	387	Graco Silver Plus Airless Spray Gun .....	358
Garnet Salt Test .....	332	Good Painting Practice .....	301	Graco Sprayers .....	336-348
Garnet Storage Bin.....	77	Goodyear Spray Paint Hose .....	353	Graco Steel Fluid Filters.....	389
Gas Detection Monitors .....	230, 231, 234	Graco Air Motor Repair Kits .....	380	Graco T2 Drum Pump.....	391
Gas Filter Cartridge .....	237, 238	Graco Air Powered Pump Section Repair Kits.....	381	Graco Tough Tek .....	344
Gas Monitor.....	230, 234	Graco Airless Heavy Duty Extension .....	363	Graco Vapor Blasting Equipment.....	84-87
Gas Monitor Calibration Kit.....	230	Graco Airless Pole Gun.....	362	Graco VisCon High Pressure Fluid Heater.....	391
Gas Powered Pressure Washer.....	270	Graco Airless Spray Flat Tips.....	370	Graco Wagner Adaptor .....	363
Gas Powered Sprayers .....	346	Graco Airless Spray Hose.....	368, 369	Graco Whip Hose and Filter Assembly.....	366
Gas Powered Ventilation Fan.....	259	Graco Airless Tip Extension .....	363	Graco Widerac RAC X Airless Spray Tip.....	372
Gasket – Airless Spray Tip .....	363	Graco Airless Whip Hose.....	368	Graco X Force.....	375
Gasket – Blast Coupling .....	135	Graco Airpro Spray Gun.....	351	Graco XHD Heavy Duty Airless Spray Tip.....	372
Gasket – Lid, Paint Pressure Pot .....	357	Graco Alpha AA Gun Flat Spray Tips.....	374	Graco XL.....	342
Gasket – Tip .....	370-374	Graco CleanShot Shut Off Valve .....	362	Graco XM.....	338
Gasket A-Type .....	149	Graco Contractor II Airless Spray Gun.....	358	Graco XM Sprayer .....	338
Gasket Selection – Quick Reference Guide.....	143	Graco Contractor In-Line Valve.....	362	Graco XP70.....	338
Gaskets – Blast Hose Couplings .....	142, 143	Graco Cordless Hand-Held Spray Gun.....	375	Graco XTR Airless Spray Gun .....	359
Gaskets – Coupling, nylon coupling.....	143	Graco Cordless Sprayer.....	375	Graco Xtreme .....	340-343
Gaskets – Crowsfoot Fittings .....	147	Graco Diaphragm Pump.....	345	Graco Xtreme Mix .....	338
Gaskets – Handway .....	193	Graco Drain Valves.....	390	Graco, Merkur, Falcon, Monark & President Pumps.....	344
Gaskets – Handway, Accessories.....	193	Graco Drum Pump.....	391	Graffiti Blast Systems.....	94
Gaskets – Nozzle .....	138	Graco EasyAccess Gun Filter .....	367	Grains of Moisture Table .....	445
Gaskets (Surelock) and Lock Pins.....	146	Graco EasyOut Filter Accessories.....	387	Granite Sand .....	289
Gasoline Powered Sprayers .....	346	Graco Electric / Gas Powered Airless Sprayers.....	346	Granulated Plastic.....	292
Gatekeeper Air Valve.....	176, 181, 182	Graco Feed Pump .....	391	Gravity Cup.....	351
Gatekeeper Valve .....	174	Graco Filter Screens .....	387, 388	Gravity Feed Paint Hopper.....	379
Gauntlets – Blasting.....	262	Graco Fine Finish RAC X Airless Spray Tip.....	373	Gravity Paint Spray Gun.....	351
Gel, Couplant – Ultrasonic Gage.....	319	Graco G40 Air-Assisted Gun.....	361	Green Blast Suit.....	240
General Purpose Air Line.....	353	Graco G40 RAC Air-Assisted Gun.....	361	Green Blastlight.....	202
General Purpose Quick Connect Air Fittings .....	152-154	Graco Gun Cleaning Kit .....	354	Grit – Crushed Glass .....	288
Generic Coating Types.....	303	Graco High Pressure Filters .....	389	Grit – Iron .....	294
GENVX Helmet and Lenses .....	218	Graco High Pressure Long Filter Screen Accessories.....	387, 388	Grit – Salt Test .....	332
Geotarp – Containment Screens.....	275	Graco High Pressure Short Filter Screen Accessories.....	387	Grit – Stainless Steel.....	295
Geotarp – Funnel, Reclaiming.....	281	Graco Jet Roller.....	365	Grit – Steel.....	294
Gillian Box Air Sampler .....	275	Graco NXT Suction Kit .....	378	Grit – Steel .....	294
Gladiator Valve .....	172	Graco Passive Fire Protection Plural Component Sprayer.....	338, 339	Grit – Steel .....	294
Glass Beads (Glass Impact Sphere Abrasive).....	290	Graco Plural Component Sprayers .....	338, 339	Grit Comparator.....	322
Glass Flake Paint Spray Gun .....	375	Graco Pressure Pot .....	357	Grit Metering Valves .....	166-173
Glass Lens – Low Voltage Blast Light.....	204	Graco Pressure Roller .....	364	Grit Recovery System .....	64-77
Glass Visor – Full Face Mask Respirator.....	236	Graco Pressure Roller – Covers.....	364	Grit Recycling.....	70-77
Glass, Crushed .....	288	Graco PRO Xs Series Electrostatic Spray		Grit Suppression Valve (GSV) .....	197
Glasses.....	245			Grit Vacuum Cleaners .....	268, 269
Glasses – Safety, Wrap Around .....	245			Grit Valve .....	166-173
				Ground Joint Air Hose Fittings.....	148
				GSV Grit Suppression Valve .....	197

GTI Spray Gun .....	350	Hard Hat Light .....	203	Helmet Air Filter.....	228, 229, 232
Guard – Tip .....	370-374	Hard Hat Mounted Ear Muffs .....	244	Helmet Air Flow.....	419
GUARDIAN Breathing Airline Filter Station.....	232	Hard Rock Garnet .....	289	Helmet Blast Light .....	206
Guards – Airless Tips .....	370-374	Hardness Gage .....	324, 325	Helmet Climate Control Tubes.....	226, 227
Guidelines for Cost Effective Lead Paint Removal .....	306	Hardness Standards.....	469	Helmet Communication System .....	216, 217
Guides .....	300-308	Hardness Test Gage .....	324, 325	Helmet Coolers.....	226, 227
Gun – Airless, Spray .....	358-361	Harness – Fall Arrest .....	239	Helmet radio .....	216, 217
Gun – Caulking .....	399	Hat – Hard.....	244	Helmet Replacement Parts – Nova.....	212-217, 221
Gun – In-line .....	362	Hatch, Cross – Adhesion Tester.....	327	HEPA Cartridges.....	261, 440
Gun Adaptor.....	363	Hazard Area Tape.....	279	HEPA Dust Filters.....	261, 440
Gun Adaptor – Binks to Graco.....	371	Hazard Warnings .....	414, 415	HEPA/MERV Filter Chart .....	440
Gun Adaptor – Wagner to Graco .....	371	Hazardous Area Decontamination Unit .....	106, 107	Hercules – WIWA Sprayer .....	342
Gun Adaptor Tip Filter Housing.....	366	Hazardous Area Inspection Torch.....	323	Hex Nipples, Black Steel .....	157
Gun Cleaning Brush .....	397	Hazardous Area Lighting.....	201-203	Hex Nipples, Brass .....	155
Gun Cleaning Kit.....	354	Hazardous Area Warning Tape – Lead.....	279	Hex Nipples, GalMal.....	158
Gun Extensions – Airless .....	363	Hazardous Coating Detection.....	274	Hexagonal Wet Film Thickness Gage.....	315
Gun Filters .....	365-367	Hazardous Dust Protection .....	275	Hi Boy Suction Kit .....	378
Gun Repair Kits.....	350	Hazardous Gas Detectors.....	230, 231, 234	HI FLOW Inlet Airline Moisture Separator .....	209
Gun Swivels .....	365	Hazardous Material Safety Storage Cabinets.....	246	Hi-Flex Blast Hose.....	127-129
Guns – Needle Sealer.....	256	Hazardous Paint Detection Kits .....	274	Hi-Flow Airless Hose .....	368, 369
Gusmer 2K Spray System.....	347	Hazardous Spray Areas .....	42-47	HiFlow Muffler .....	194
Gutter Glass – Recycled .....	288	Hazardous Waste Treatment.....	274	Hi-Flow Thompson Valve.....	24, 171
GX4 Calibration Kit.....	230	Hazardous Work Warning Signs.....	246	High Efficient Blast Nozzles.....	114-126
GX4 Carbon Monoxide Monitor.....	230	Head Protection.....	244	High Flex Blast Hose .....	127-129
GX4 Gas Cartridge .....	230	Head Socks – Spray.....	245	High Flow Air Supply Hose .....	145, 150, 151
<b>H</b>		Headset Communication Systems.....	216, 217	High Performance Blast Nozzles.....	117
Half Mask Respirator.....	236-238	Hearing Protection .....	244	High Performance Blast Room .....	36-41
Half Mask Respirator – Disposable Hood, Sunstrom .....	236	Heat Resistant Suit.....	221	High Performance Blasting Systems.....	10-25
Halock Kit.....	197	Heat Shrink Containment.....	280	High Performance BlastOne NXT Airless Spray Machines .....	340-343
Halok Kit and Seal for 10” Bulk Pot.....	197	Heat Tubes .....	226, 227	High Performance Nozzles .....	117
Hand & Power Tool Cleaning Standard.....	308	Heated Hose Kit Assembly.....	391	High Pressure Airless Hose Joiner Nipple.....	369, 385, 386
Hand Blast Guns – Suction .....	262	Heater – Fluid .....	391	High Pressure Airless Spray Hose.....	368, 369
Hand Held Paint Mixer.....	394	Heater – Paint.....	391	High Pressure Airless Whip Hose.....	368
Hand Held Twin Blaster.....	96, 97	Heaters .....	108, 109	High Pressure Ball Valves .....	390
Handbook – Blast Cleaning .....	300	Heaters – Blanket.....	392	High Pressure Blast Hoses .....	127-129
Handbooks.....	300-308	Heaters for Containment System.....	108, 109	High Pressure Coupling Gaskets .....	142, 143
Hand-Held Drill .....	394	Heating of Coatings Chart.....	439	High Pressure Dust Collectors .....	78-83
Hand-Held Lights .....	201-203, 205	Heavy Duty – PowerClad Containment Sheeting .....	276	High Pressure Filter – Paint .....	389
Hand-Held Scarifier .....	258	Heavy Duty Ball Valves .....	192	High Pressure Fittings.....	385, 386
Hand-Held Spray Gun.....	375	Heavy Duty Cordless Airless Sprayer .....	375	High Pressure Fluid Filter.....	389
Hand-Held Stitching Machine for Joining Containment Sheeting.....	278	Heavy Duty Dust Collectors.....	78-83	High Pressure Fluid Pressure Gage .....	389
Hands Free Blast Light.....	206	Heavy Duty Reinforced Sheeting .....	276	High Pressure Guns – Airless Spray.....	358-361
Hands-Free Deadman Handle .....	188	Heavy Duty Rubber Air Hose .....	150	High Pressure Inline Filter.....	365
Handway Gaskets and Accessories.....	193	Heavy Duty Spray Tip.....	372-374	High Pressure Inline Swivel Filter .....	365
Handy Hints and Tips that could increase your profits.....	416-426	Heavy Duty Tungsten Carbide Blast Nozzle – 1 ¼” Fine Industrial Thread .....	118	High Pressure Inline Swivels .....	365
Handy Hints and Tips to help make your job safer .....	420-423	Heavy Manufacturing Blastroom .....	41	High Pressure Paint Extensions .....	363
Hanging Lights – Explosion Proof.....	201-203	Heavy Wall Blast Hose – Premium SupaLife.....	129	High Pressure Paint Swivel.....	362
Hard Hat Head Protector.....	244	Height Safety Equipment.....	239	High Pressure Sandblasting Chart .....	425
		Helix Agitator .....	393	High Pressure Thread-Conversion Adaptors .....	386
		Helmet – Air Fed, Metalspray .....	221	High Pressure Water Blasting – UHP.....	100-105
		Helmet Air Conditioning Units .....	226, 227	High Pressure Water Hose .....	199, 200

# INDEX

High Production Blaster .....	96, 97	Holiday Detector .....	328, 329	Hose Joiner .....	369, 385, 386
High Production Blasting and Coating of PPE Internals .....	110-112, 251-253	Holiday Detector Brushes .....	328	Hose Joiners – High Pressure, Airless Spray.....	385
High Production Deadman Control – Response Pneumatic Handle .....	188	Holiday Test Voltage Formula .....	451	Hose Kit (Heated) Assembly.....	391
High Production Electric Deadman Handle.....	189	Holloblast – Pipe, Internal Cleaning Tool.....	248, 249	Hose Kits – Flexible Pusherline.....	195
High Production Moisture Removal Systems.....	26-31, 210	Homogenous Mixers.....	394	Hose Manifold and Air Drier.....	26-31, 210
High Production Upgrade – Remote Control Systems .....	181	Hood – Blasting .....	212-221	Hose Mounted Blastlight.....	204, 205, 207
High Productivity Blast Machine .....	18-25	Hood – Bullard.....	218	Hose Pressure Table .....	454, 455
High Productivity Blast Nozzles.....	114-126	Hood – Calico Disposable .....	246	Hose Pressure Test Kit.....	115
High Visibility Vest .....	242	Hood Air Filter .....	228, 229, 232	Hose Restraint Cable.....	139, 419
High Voltage Crest Meter .....	326	Hood Coolers – Air .....	226, 227	Hose Restraints – where to use.....	419
High Voltage Spark Test Holiday Detector.....	328, 329	Hood Heaters – Air.....	226, 227	Hose Safety Cable .....	139, 419
Highway Spheres.....	290	Hopper – Abrasive Storage .....	77	Hose Screws – Blast Hose .....	144
Highway Towable Dust Collector.....	78-83	Hopper – Paint Feed.....	379, 380	Hose Sizing .....	416, 417
Hippwrap Shrinkwrap Containment .....	280	Hose – Air.....	150, 151	Hose Tail Connectors.....	195
Hire – Abrasive Vacuum System.....	284	Hose – Air Supply .....	145, 150, 151	Hose Tail Fittings for Vacuum Hose.....	266, 267
Hire – Accoustic Panelling.....	285	Hose – Airless.....	368, 369	Hose Tails to Suit Pusherline .....	195
Hire – Air Compressors .....	286	Hose – Airless Spray .....	369	Hose Tails, Brass.....	155, 156
Hire – Air Prep.....	283	Hose – Blast .....	127-130	Hoses – Airless Pump Suction .....	378
Hire – Air Dryer.....	283	Hose – Blast.....	127-130	Hoses – Ducting.....	260
Hire – Blast and Vacuum Systems.....	285	Hose – Breathing Air .....	151, 225	Hoses for Blasting.....	127-130
Hire – Blast Packages.....	283	Hose – Bull .....	145	Hosetail – Spud Fitting .....	148
Hire – Blast Pots .....	283	Hose – Deadman Control Line .....	187	Hosetail – Surelock Fitting .....	146
Hire – Bulk Pots .....	283	Hose – Economy Blast .....	130	Hot and Cold Tube – Breathing Air .....	226, 227
Hire – Bunded Diesel Tanks.....	285	Hose – Low Pressure for Free Air Supply Pump .....	233	Hot Solvent Seal.....	373
Hire – Compressors .....	286	Hose – Paint, Suction .....	378	Hour Meter.....	184
Hire – Decontamination Trailer .....	284	Hose – Pump Suction .....	343	How to Pick the Right Finishing Equipment for the Job .....	348
Hire – Dehumidifier.....	286	Hose – Remote Control Line (Twinline) .....	187	How to Set Metering Valve.....	418
Hire – Diesel Tanks - Bunded .....	285	Hose – RPB Breathing Air .....	151	How to Size your Dehumidifier.....	445
Hire – Diesel Vacuum Systems.....	284	Hose – Sandblast.....	127-130	HTX 680 .....	376
Hire – Dust Collectors.....	282	Hose – Standard Air .....	150, 151	HTX 680 Applicator .....	376
Hire – Equipment Available .....	282-286	Hose – Vacuum .....	267	Humidity Chart.....	445
Hire – Garnet Recycler.....	284	Hose – Whip.....	368	Humidity Chart for Painting Application.....	444, 445
Hire – Internal Pipe Blasting Equipment .....	286	Hose – Breathing Air.....	151, 225	Humidity Control.....	108, 109
Hire – Internal Pipe Coating Equipment .....	286	Hose Clamp – Surelock Claw Clamp .....	146	Humidity Gage .....	316-318
Hire – Mega Blasters .....	283	Hose Clamps – Double Bolt .....	149	Humidity Measurement.....	316-318
Hire – Noise Retardent Panels .....	285	Hose Clamps – Small .....	161	Humidity Testing.....	316-318
Hire – Painting Equipment.....	286	Hose Clamps – Vacuum Hose .....	266	Husky Diaphragm Pump .....	345
Hire – Pipe Blasting Equipment .....	286	Hose Clamps to Suit Pusherline .....	195	Husky Inlet Strainer.....	379
Hire – Pipe Coating Equipment .....	286	Hose Clips.....	144	Husky Suction Kit .....	378
Hire – Recycler.....	284	Hose Connectors – Breathing Air .....	224, 225	Hybrid Blaster.....	18-25
Hire – RIPT Blasting Equipment.....	286	Hose Connectors and Clamps – Large.....	148, 149, 195	Hydra Spray Repair Kit .....	381
Hire – RIPT Coating Equipment.....	286	Hose Coupling – Paint Line .....	353	Hydraulic Adhesion Tester .....	326
Hire – Spray Equipment.....	286	Hose Coupling Identification Chart.....	164	Hydraulic Paint Sprayers.....	346
Hire – Vacuload System .....	284	Hose Couplings – Brass.....	133	Hydro-Electric Power Blast & Paint ..110-112, 251-253	
Hire – Vacuum Blasting System .....	285	Hose Couplings – Pro-FIT Low Pressure .....	353	Hydrogen Cartridge .....	230
Hire – Vacuum System.....	284	Hose Couplings Alum, Nylon, Steel .....	134	Hydrogen Sulphide Gas Detection .....	234
Hire – Worker Shower Trailer.....	284	Hose Cutter Tool – KleenCut.....	131	Hygrometer – Whirling.....	318
HNG Nozzle Pressure Testing Kit .....	115	Hose Fitting Sizes.....	452, 453	HYPER High Performance Silicon Nitride Blast Nozzle.....	117
Hole Nozzle Size .....	115	Hose Fittings – Brass, Low Pressure .....	155	Hyper Nozzle.....	117
		Hose Fittings – Camlock Vacuum .....	266	Hypodermic Needle Test – Nozzle Pressure.....	115
		Hose Heat Kit.....	391		

<b>I</b>		
I Beam Surface Area.....	456-463	
IBIX.....	257	
IBIX Blaster.....	257	
IBIX Portable Blast Unit.....	257	
IBIX Range.....	257	
Illuminated Inspection Mirrors.....	323	
Illuminated Magnifier for Comparator Plates.....	322	
Ilmenite (Ilmenite Sand Abrasive).....	288	
Imperial to Metric Conversions.....	465	
Impermeable Disposable Overalls.....	241	
Imported Garnet Quality Testing.....	430	
Impregnation.....	296, 431, 435	
Impregnation Test – Surface.....	332	
Impressor Hardness Test Gage.....	324, 325	
Indian Garnet.....	289	
Indicator – Salt.....	330-332	
Indoor Blasting Rooms.....	36-41	
Industrial Abrasive Air Vac.....	269	
Industrial Blast Packages.....	10-25	
Industrial Dust Collector Vacuum Units.....	269	
Industrial Interchange Hose Fittings.....	152	
Industrial Lead Paint Removal Handbook: Volume 1 and 2.....	306	
Industrial Paint / Air Hose.....	352	
Industrial Painters Training Course.....	301	
Industrial Spray Tip.....	372-374	
Industrial Vacuum Cleaners.....	269	
Infrared Thermometer.....	317	
Infrared Non-Contact Thermometer.....	319	
Inhibitor – Rust.....	200	
Injection – Medical Alert.....	415	
Injection Hazard.....	415	
Injector – Anti-Freeze for Deadman Control.....	184	
Inlet 3/8" – Chartek Gun.....	359	
Inlet Strainer – Pump.....	379	
Inlet Strainer, Wagner.....	379	
Inlet Valve – Pressure Regulating.....	180	
Inlet Valve – Remote Control.....	174	
Inline Conveyor, Automatic Blast Machine.....	53-59	
Inline Filters – Airless Spray.....	365	
In-line Gun.....	362	
Inline Paint Heater.....	391	
Inline Swivel.....	365	
Inline Swivel Filter.....	365	
In-line Valve.....	362	
Inner Cape – Nova Helmet.....	212-215	
Inner Lens.....	212-215, 218-221	
Inorganic Zinc Spray Gun.....	351	
Inside Corner BNW Brushes.....	264, 265	
Inspection Gage (PIG) – Universal Paint.....	325	
Inspection Kit – Advanced Coating.....	310, 311	
Inspection Kit – Basic Coating.....	310, 311	
Inspection Kit – Standard Coating.....	310, 311	
Inspection Light – S20 LED Hand-Held, Hazardous Area.....	323	
Inspection Manual – Coating and Lining.....	304	
Inspection Mirrors.....	323	
Inspection of Coatings and Linings – Book.....	304	
Inspector Defect Identification Label.....	333	
Inspector's Handbook.....	300	
Inspector's Training.....	300	
Installation, Technical Tips, Advice to Maximise the life of your Blast Couplings, Fittings, Nozzle Holders.....	132	
Instructions – Blast Couplings.....	133	
Instrument Case.....	333	
Insulated Containment Sheeting.....	277	
Interceptor Abrasive Vacuum Transfer System.....	268	
Interceptors – Vacuum Recovery.....	64-69	
Interchange Chart – Fittings.....	164	
Intercom – Blaster Communication Systems.....	216, 217	
Interlok Safety Closure System.....	197	
Internal Pipe Blast and Paint Systems.....	110-112, 248-254	
Internal Pipe Blasting Equipment - Rental.....	286	
Internal Pipe Blasting Tool.....	110-112, 248-254	
Internal Pipe Coating Equipment - Rental.....	286	
Internal Pipe Coating Tool.....	110-112, 248-254	
Internal Pipe Coating Units - Rotorspray.....	253	
Internal Pipe Nozzle.....	248	
International Standards.....	468-471	
Intrinsically Safe Lighting.....	201-207	
Ion – Salt Detection.....	330-332	
Ions – Chloride Measurement.....	332	
Iron Grit.....	294	
ISD8501 Visual Standard.....	308	
ISO Pump Oil.....	384	
ISO Rust Standard.....	308	
ISO Standards.....	468-471	
ISO Surface Comparator.....	322	
ISO Visual Comparator – Surface Cleanliness.....	308	
Iwata Air Spray Gun.....	350	
Iwata Gun Repair Kit.....	350	
Iwata Lid Gasket.....	357	
<b>J</b>		
Jack-Hammer Hose.....	150	
Jack-Hammer Hose Couplings.....	149	
Jet Roller.....	365	
JGA Spray Gun.....	350	
Jiffy Mixer.....	394	
Joiner – Airless Hose.....	369, 385, 386	
Joiner – Containment.....	278	
Joiner – Ground Joint Fitting.....	148	
Joiners – Ducting.....	261	
Joiners – High Pressure.....	386	
Joiners – Hose.....	386	
Joiners – Vacuum Hose.....	266, 267	
Joiners and Clamps for Flexible Ducting.....	261	
Joining Tools for Scaffold Sheeting.....	278	
Jugs – Measuring.....	400	
Jumbo Rotor Blast Internal Pipe Blasting Tool.....	251	
Jumbo Rotorspray.....	253	
Jumbo Thompson Valve 2".....	24, 171	
<b>K</b>		
Keane Tator Visual Surface Comparator.....	322	
Key Pinch Valve.....	174	
King – Air Hose Couplings.....	149	
King Pumps/Sprayers.....	340-343	
King Repair Kit.....	380	
Kit – Coating Inspection.....	310, 311	
Kit – Tool, Painters.....	384	
Kit for Sandblasting.....	8-9	
Kits – Gun Repair.....	350	
Kits – Service for Microvalve.....	166	
Kits – Service for Thompson Valves.....	169, 170	
KleenCut Hose Cutter Tool.....	131	
Knife – Snap-off.....	398	
Kranzle Pressure Washer.....	270	
KTA Instruments Handbook.....	300	
KTA Surface Comparator.....	322	
Kwik Fire Deadman Handle – Electric.....	189	
Kwik Fire Deadman Handle – Pneumatic.....	188	
<b>L</b>		
L4 Blastlight.....	206	
L4 Light.....	206	
Lamp – SafeLite S50, Explosion Proof.....	201	
Lance – UHP Water Blasting.....	100-105	
Lanyards, Webbing & Rope.....	239	
Large Black Steel Air Fittings.....	157	
Large Blasting Machines.....	18-25	
Large Blasting Pots.....	18-25	
Large Blastlight.....	202	
Large Bore Couplings.....	135	
Large Capacity Pressure Pots.....	357	
Large Galvanized Malleable Iron Air Fittings.....	158-161	
Large Hose Connectors and Clamps.....	148, 149, 195	
Large Volume Air Drier.....	26-31, 210	
Large Volume Moisture Separator.....	26-31, 210	
Laser Blasting.....	270	
Lay-Flat Ducting.....	260	
Layout – Blast Set-Up.....	410, 411	
Layout – Sprayer Set-Up.....	412, 413	



# INDEX

Layout of Spray Paint Set Up.....	336	Light – Hard Hat, SafeLite S10 LED.....	203	Magnetic Paint Thickness Pen.....	313
Lazer Pointer / Thermometer.....	319	Light – LED Inspection.....	323	Magnetic Separators.....	70-77
Lead Abatement Containment.....	276, 280	Light Weight Painting Hood.....	222	Magnetic Surface Temperature Probe – DewCheck.....	317
Lead Dust Filter.....	261	Lighting – Blast Lights.....	201-207	Magnetic Surface Thermometer.....	318
Lead Dust Remover Towels.....	275	Lighting – Safety.....	201-207	Magnets – Bar, Containment Fixing.....	279
Lead Dust Vacuum Tools.....	268, 269	Lighting System – Safety Fluorescent.....	203	Magnifier – Illuminated.....	322
Lead Dust Ventilation System.....	78-83	Lighting Systems – Air Powered.....	203	Maintenance – Use of Respirators.....	421
Lead Management.....	272-281	Lights – Blast Nozzle.....	204, 205, 207	Maintenance XL.....	290
Lead Paint Blasting.....	88-93	Lights – Helmet Mounted.....	206	Major Valve.....	170
Lead Paint Dust Control.....	78-83	Lightweight Blast Helmet.....	212-221	Male Tail Piece, Brass.....	155, 156
Lead Paint Removal.....	272-281	Limestone (Calcium Carbonate Limestone Abrasive).....	290	Man way Gasket – Bulk pot.....	193
Lead Paint Removal Handbook.....	300	Line Marking Paint Sprayers – Line Lazer.....	346	Manifold – Air Distribution.....	163
Lead Paint Standards.....	471	Line Strainers.....	180	Manifold – Mix.....	392
Lead Paint Vacuum System.....	64-69	Line Timer – Blast Time.....	184	Manual Purge Spray Gun.....	347
Lead Stabilisation Treatment.....	274	Little Bully.....	96, 97	Manuals and Publications.....	300
Lead Test Kits.....	274	Loading Options for Mega Blaster.....	24	Mask – Cartridge Respirator.....	236-238
Lead Warning Tape.....	279	Loading System – Bulk Blaster, Pneumatic.....	24	Mask (Spectrum) Spray Painter Airline Regulator Mask.....	223
Lead Waste Disposal Bags.....	281	Lock Pins – Coupling.....	144	Mask Filters.....	236-238
Lead Waste Pre-Treatment.....	274	Lock Pins and Crowsfoot Gasket.....	147	Masking Tape.....	399
Lead Work Area Signs.....	246, 279	Lock Pins and Surelock Gaskets.....	146	Masks – Half, Full Face, Disposable.....	236-238
Lead Work Decontamination Unit.....	106, 107	Long Filter Screen.....	387, 388	MasterFlo Spray Booth.....	42-47
LeadCheck Swabs.....	274	Long Life Blast Hose.....	129	MasterGrip Painting Gloves.....	242
Leather Blasting Gloves.....	241	Long Life Blast Nozzle.....	119	Mastic Joint Sealing Tape.....	279
Leather Cape – Nova Helmet.....	213, 215	Long Reach Internal Pipe nozzle.....	248	Matrix Media.....	291
Leather Coveralls.....	240	Long Venturi Blast Nozzle.....	117	Maxum Valve.....	170
Leather Fronted Blast Suit.....	240	Long Venturi Blast Nozzle – Mitey Mite.....	126	MBX Blasting Tool.....	255
Leather Riggers Gloves.....	239	LongLife Nipple.....	196	Measuring Jugs.....	400
LED.....	201-205	Loud Noise Protection.....	244	Measuring Surface Profile.....	438
LED Area Light.....	201-203	Low Dust – Wet Blasting Attachments.....	199, 200	Mechanical Purge Spray Gun.....	347
Led Blast Light.....	202-207	Low Dust Blasting.....	84-87	Media – Filter, Spray Booth.....	402, 403
LED Blastlight.....	201-205	Low Pressure Air Spray Accessories.....	354	Media – Salt Test.....	332
LED Brick.....	202	Low Pressure Blasting – Retrofit Kit.....	192	Media Blasters – Multi-Purpose.....	94
LED Brickette.....	202	Low Pressure Drop AirPrep.....	26-31, 210	Media Valve.....	166-173
LED Brickette Blastlight.....	202	Low Voltage Blast Lights.....	204	Media Valves.....	166-173
LED Inspection Light.....	323	Low Voltage Holiday Detector.....	329	Medical Alert Cards.....	415
LED Light.....	201-206	Low Voltage Lighting – Explosion Proof.....	201-206	Medium Size Blast Suit.....	240
LED Mast Light.....	201-203	Low Voltage Pinhole Detector.....	329	Medium Thread (3/4") Nozzles.....	116, 123-126
Lens – Blast Lights.....	204-206	Lower.....	341, 343	Mega Blaster – Exhaust Muffler.....	194
Lens – Brow Guard Face Protector.....	245	Lower Spring Load Ball Kit.....	381	Mega Blaster – Loading Options.....	24
Lens – Glass for Blast Light.....	204-206	Lube – Spray Gun.....	354	Mega Blaster – Man way gasket.....	193
Lenses – Astro.....	221	Lubricant – Graco Air Motor.....	380	Mega Blasters.....	18-25
Lenses – Blast Helmet.....	213, 215, 218-221	Lubricators – Airline.....	163	Mega Blasters – Rental.....	283
Lenses – Bullard.....	218	<b>M</b>		Mega Blasting Machines.....	18-25
Lenses – Inner, NOVA "Crystal Clear".....	213, 215, 221	M11.....	94	Mega Blasting Pots.....	18-25
Lenses – Outer, NOVA "Old Style".....	213, 215, 221	M21.....	94	Mega Exhaust Muffler.....	194
Lenses – Outer, NOVA "StayPut".....	213, 215, 221	M31.....	94	Mega Flow Air Supply Bull Hose.....	145
Lenses – Outer, NOVA "TearOff".....	213, 215, 221	Machines – Sandblasting.....	10-25	Mega Max 'MX' Blast Hose Quick Coupling.....	135
Lenses, Helmet.....	213, 215, 218-221, 419, 420	Magna-Valve for Metering Steel Abrasive.....	173	Mega Max Threaded Blast Quick Coupling.....	141
Lid & Screens.....	198	Magnet – Bar.....	279	Mega Pots.....	18-25
Lid Gasket – Pressure Pots.....	356	Magnet – Containment.....	279	MegaBlaster Abrasive Loader.....	268
Lid Retainer Slip Ring – Pressure Pots.....	356	Magnetic Paint Thickness Gage.....	312, 313	Mega-Blaster Accessories.....	24
Lifts – Paintbooth Access.....	47				

Mega-Blasters for Highest Productivity .....	18-25	Mils of Roughness – Steel Surface .....	438	Moisture Problems .....	26-31, 210
MEK Gloves .....	242	Mils of Roughness Explained .....	434	Moisture Removal .....	26-31, 210
MERKUR Fine Finish Pumps and Packages		Mini – Roller .....	395	Moisture Removal System – AirPrep .....	26-31, 210
– Airless or Air Assisted .....	344	Mini Ball Valves .....	192	Moisture Removal Systems .....	26-31, 208-210
Merkur Pump Repair Kit .....	380	Mini Blast and Recovery Head .....	265	Moisture Separators .....	26-31, 210
Mesh – Gauze .....	387, 388	Mini BRS head .....	265	Moisture Trap .....	26-31, 210
Mesh – Screen, Paint .....	387, 388	Mini DFT Gage .....	313	Monarflex .....	276
Mesh Screen – Blast Hopper .....	198	Mini Garnet Recycler .....	74-77	Monark Repair Kit .....	380
Mesh Size Data .....	441	Mini Probes – Coating Thickness .....	312	Monark and President / Falcon Pumps .....	344
Metal Nozzle Holder .....	136	Mini Sand Valve .....	173	Monitor – Airline Carbon Monoxide .....	230, 231
Metal Nozzles .....	118	Minsup Air Hose Fittings – Screw type .....	148	Monitor – DewCheck .....	317
Metal Pins – Coupling Lock .....	144	Minsup Fittings – 2 Claw .....	146	Monitor, Breathing Air .....	230, 231
Metal Pole .....	399	Mirror – Inspection .....	323	Monitors – Personal Gas Detection .....	234
Metal Spray Hood .....	222	Miscellaneous Abrasive Metering Valves .....	166-173	Monitors for Climate Conditions .....	316-318
Metal Threaded Blast Couplings .....	140, 141	Miscellaneous Airline Carbon Monoxide		Monorail Blast Machine .....	54-59
Metalspray Air Fed Helmet .....	222	Monitor Alarms .....	231	Monti-Bristle Tool .....	255
Metering Settings .....	418	Miscellaneous Brushes .....	397	Mortar Sprayer .....	344
Metering Valve – Abrasive .....	166-173	Miscellaneous Holiday Detectors .....	328, 329	Mortar Tough Tek Pump .....	344
Metering Valve – Abrasive, Donut .....	172	Miscellaneous Painting Accessories .....	398, 399	Motor Tough Tek .....	344
Metering Valve – Abrasive, New Series		Miscellaneous Remote Control Valves .....	180	MRL Gaskets .....	142, 143
MicroValve III .....	166, 178, 181	Mist Blaster .....	84-87	MRX Gaskets .....	142, 143
Metering Valve – Abrasive, Old Style		Mitey Mite Blast Nozzles .....	126	M-Series Blaster .....	94
MicroValve .....	167	Mitey Mite Blast Pots .....	10-25	Mud Content – Abrasive .....	430
Metering Valve – Abrasive, Q-Slide .....	172	Mitey Mite Pop Up Valve .....	197	Muffler .....	194
Metering Valve – Abrasive, Schmidt Tera .....	168, 182	Mitey Mite Pressure Vacuum Blasting		Muffler – Mega Exhaust .....	194
Metering Valve – Abrasive, Tera .....	168, 182	System .....	88-93	Muffler – Outlet Valve .....	194
Metering Valve – Air Actuated .....	173	Mitey Mite Quick Coupling .....	134	Muffler – Pop-Up Outlet Valve .....	194
Metering Valve – Flex-Tube .....	173	Mitey Mite Remote Control System .....	183	Mufflers – Exhaust .....	194
Metering Valve – Shot Peening .....	173	Mix Manifold .....	392	Muffs – Ear .....	244
Metering Valve – Steel Abrasive, Magna-Valve .....	173	Mixer – Chartek / Heavy Coatings .....	338, 339	Multi-Outlet Blaster .....	18-25
Metering Valve Abrasive – Flat Sand Valve .....	172	Mixer – Drum Lid Mounted .....	393	Multiple Operator Blast Machines .....	18-25
Metering Valves .....	166-173	Mixer – Pail .....	393	Multiple Outlet Blast Pot Skid .....	17
Metering Valves – Abrasive .....	166-173	Mixer – Paint .....	394	Multiple Outlet Breathing Air Filter .....	228, 229, 232
Metering Valves, Schmidt .....	166-173	Mixer – Static .....	393	Multi-Purpose Media Blasters .....	94
Meters – Salt Testing .....	330, 331	Mixer Valve .....	166-173	Mushroom – Pop-Up .....	197
Methane Gas Detector .....	234	Mixer Valve – Abrasive and Air .....	166-173		
Metres per Tonne Table .....	456-463	Mixers – Stirrers and Drills .....	393	<b>N</b>	
Metric to English USA Gage .....	465	Mixing Block .....	392	NACE Standards .....	468-471
Metric to Imperial .....	465	Mixing Proportioners .....	338, 339	NACE Visual Standards .....	308
Metric to US units .....	465	MK Combi .....	74-77	NCB Water Jetting Equipment .....	100-105
Micro Mist Filter .....	162	MK Combi Shipyard Steel Grit Recycler .....	75	Needle – Nozzle Pressure Test Gage .....	115
Microfiber Towel / Cloth .....	275	MK3 Portable Recycler .....	74	Needle Gun .....	256
Micron Size Data .....	441	MK3 Recycler .....	74	Needle Guns – Vac Shrouded .....	256
Microvalve I .....	167	MKM Elevator .....	74-77	Needle Hardness Test Gage .....	324
MicroValve II .....	166, 178, 181	Mobile Blast, Vacuum and Recycle Systems .....	75	Needle Scaller .....	256
Microvalve III .....	166, 178, 181	Mobile Dust Collection Filter .....	261	Needle Size Chart – Paint Gun .....	351
Mighty Mite Blast Nozzles .....	126	Mobile Dust Collection on Job Sites .....	78-83	Needles – Tip Cleaning .....	446, 447
Mikalor Clamp – Vacuum Hose .....	266	Mobile Recycler .....	70-77	NewSteel Garnet .....	289
Mild Steel Cut Wire .....	295	Mobile Spill Control Kit .....	246	Nickel Slag .....	289
Millennium Inlet / Outlet Valve .....	180	Mobile Spray Booth .....	42-47	Ninja Gloves .....	242
Mils of Paint Thickness .....	448, 449	Mobile UHP Water Equipment – NLB .....	100-105	NIOSH Approved Breathing Air Hose .....	151, 225
Mils of Paint Thickness Explained .....	434	Mobile Vacuum and Recycling System .....	75	NIOSH Breathing Hose .....	151, 225
Mils of Profile / Roughness Charts .....	436, 437	Moisture Filters .....	162	Nipple – Blast Pot .....	196

# INDEX

Nipple – High Pressure, Airless Hose Joiner .....	369, 385, 386	Nozzle – Silicon Nitride .....	119	Nozzles – Hyper, High Performance Silicon Nitride	117
Nipple – Steel Air Fittings .....	158	Nozzle – Silicone Nitride.....	117	Nozzles – Paint Spray.....	370-374
Nipples – High Pressure .....	385	Nozzle – SNV .....	119	Nozzles – Silicon Nitride .....	117
Nipples – Pot Connection .....	196	Nozzle – Stick Up .....	121	Nozzles – Spinblast Pipe Internal Tool .....	250
Nipples – Small Brass Air Fittings.....	155	Nozzle – Syclone.....	119	Nozzles – SQUARE-SHOOTER, Tungsten Carbide.....	121
Nitrates, Chlorides, Sulphates – Detection Kit .....	332	Nozzle – Tite-space Tungsten Carbide .....	124	Nozzles – Supersonic.....	118
Nitrile Gloves .....	243	Nozzle – Tungsten Carbide .....	126	Nozzles – Ultra Tuff .....	117
Nitto HD Needle Gun .....	256	Nozzle – Tungsten Carbide Stick Up .....	121	Nozzles Holders – Fitting Tips .....	133
Nitto Hose Fittings.....	153	Nozzle – Venturi, Short Tungsten Carbide.....	122	NPT / BSP Thread Chart.....	452
Noise Control Panels.....	277	Nozzle – Wet Abrasive Blasting .....	200	Nut & Tail .....	156
Noise Hazard .....	414	Nozzle – Wide Blast Pattern .....	122	Nut & Tail Connectors – Pusherline .....	195
Noise Muffler – Exhaust.....	194	Nozzle Adaptors.....	123	Nut & Tails, Brass.....	156
Noise Protection .....	244	Nozzle Air Consumption.....	358	NV L4 Light .....	206
Noise Protection Guidelines.....	422, 423	Nozzle- Blast .....	114-126	NV3 Talk .....	216, 217
Noise Retardent Panels - Rental .....	285	Nozzle Consumption .....	114, 424, 425	NXT Air Motor Repair Kit .....	380
Non-Contact Thermometer .....	319	Nozzle Efficiency Chart .....	115	NXT Pump Filters .....	387, 388
Non-Destruction Test Blasting System .....	94	Nozzle Gage .....	115	NXT Pump Repair Kit.....	381
Non-Ferrous Coating Thickness Gage.....	312, 313	Nozzle Gaskets .....	138	NXT Sprayer .....	340-343
Non-Return Valves.....	190	Nozzle Holder – Aluminum with 1 ½” NPSM Fine Thread.....	136	NXT XTREME Air Motor Features.....	341
Nook ‘n’ Cranny Roller .....	395	Nozzle Holder – Aluminum with 2” UNC Contractor Thread .....	136	NXT XTREME Pump Lower Features .....	341
NOVA “Crystal Clear” Inner Lens.....	213, 215, 221	Nozzle Holder – Aluminum, ¾” NPSM Medium Thread.....	137	Nylon Blast Hose Couplings.....	134
NOVA “Old Style” Outer Lens .....	213, 215, 221	Nozzle Holder – Brass with 1 ¼” NPSM Fine Thread... 136		Nylon Blast Hose Quick Coupling .....	134
NOVA “StayPut” Outer Lens .....	213, 215, 221	Nozzle Holder – Brass with 2” UNC Contractor Thread .....	136	Nylon Blast Suit .....	240
NOVA “TearOff” Outer Lens.....	213, 215, 221	Nozzle Holder – Nylon, 50mm Contractor Thread .....	137	Nylon Braid Hose – Airless Paint.....	368, 369
Nova 1 .....	221	Nozzle Holder – PHE Nylon, 1 ¼” Fine Thread .....	137	Nylon Coupling Gaskets .....	143
Nova 1 and Lenses.....	221	Nozzle Holder – washers / standard .....	138	Nylon Fronted Blast Suit .....	240
Nova 1 Lenses.....	221	Nozzle Holder – washers for ‘M’ Thread .....	138	Nylon Hose Restraint.....	139
Nova 2000 AirFed Helmets.....	214	Nozzle Holder – Washers, Nylon .....	138	Nylon Lines and Paint Hose .....	352
Nova 2000 Blast Helmet.....	214	Nozzle Holders .....	136, 137	Nylon Nozzle Holder .....	137
Nova 3 Blastlight .....	206	Nozzle Lights .....	204, 205, 207	Nylon Nozzle Holder – 50mm Contractor Thread .....	137
NOVA 3 Helmet Light.....	206	Nozzle Mounted Blastlight.....	204, 205, 207	Nylon Threaded Blast Quick Coupling .....	141
Nova 3 Light .....	206	Nozzle Pressure Hints.....	418		
Nova 3 Radio .....	216, 217	Nozzle Pressure Test Kit .....	115	<b>O</b>	
NOVA AirFed Helmets .....	212-215	Nozzle Pressure vs Blasting Efficiency.....	425	O2 Detection .....	234
Nova Communication System .....	216, 217	Nozzle Size Chart – Paint Gun .....	351	Odor Filter.....	228, 229
Nova Cool Tube .....	226	Nozzle Size Gage .....	115	Oil Contamination .....	442
NOVA Lenses .....	213, 215, 221	Nozzle Thread Adaptors .....	123	Oil Filters .....	162
Nova Lights .....	206	Nozzle Thread Types.....	116	Oil in Compressed air .....	443
NOVA Replacement Parts.....	212-217, 221	Nozzle Washers for Nylon Nozzle Holders.....	138	Oil Pipe Blasters.....	16,17
Nova Talk.....	216, 217	Nozzle Washers for Standard Nozzle Holders.....	138	Oil Removal Filter .....	162
Nova-Talk Wireless System.....	216, 217	Nozzles – Airless Spray.....	370-374	Oil Resistant Air Hose.....	145, 150
Nozzle – AAM 45° Angle Tungsten Carbide.....	125	Nozzles – Bazooka, Tungsten Carbide.....	120	Oil Spill Control.....	246
Nozzle – ATA 45° Angle .....	124	Nozzles – Blasting .....	114-126	Oil, Pump .....	384
Nozzle – ATLA 90° Angle Tungsten Carbide.....	125	Nozzles – Blaze .....	117	Old Style Pop-Up Valves and Seating Rings.....	197
Nozzle – Boron Carbide.....	126	Nozzles – Double Venturi, Tungsten Carbide.....	120	One Way Valves .....	190
Nozzle – Boron Carbide, 40° Curved .....	123	Nozzles – Fine Thread.....	118	OneSeal.....	371
Nozzle – Curved .....	123	Nozzles – Heavy Duty Tungsten Carbide .....	118	One-way Valve – Internal Piping .....	197
Nozzle – Fan Pattern TC.....	122			Open Face Spray Booths .....	46
Nozzle – Long Venturi .....	117			Operation Safety Components – Spray.....	412, 413
Nozzle – Quick Couple, Nylon .....	137			Operator Cooling Vests.....	227
Nozzle – Raptor.....	120			Operator Decontamination Unit .....	106, 107

Operator Safety Components – Blasting.....	410, 411	Paint Booth - Large .....	47	Paint Room Filter.....	402, 403
Operator Safety Equipment.....	211-246	Paint Booth - Open Face Booths .....	46	Paint Scrapers .....	398
Orbitor – Internal Pipe Coating Tool .....	254	Paint Booth - Paint Areas.....	46	Paint Spark Tester.....	328, 329
O-Ring.....	356	Paint Booth - Shipyard.....	47	Paint Sponge Tester .....	329
O-Ring – Filter Bowl.....	388	Paint Booths .....	42-47	Paint Spray Filter Media .....	402, 403
O-Ring for Blast Nozzle.....	138	Paint Brushes.....	397	Paint Spray Hose .....	368, 369
O-Ring Kit – Graco Air Powered Sprayer .....	381	Paint Chippers .....	256	Paint Spray Tips .....	446, 447
Ortac Hose .....	150	Paint Container.....	399, 400	Paint Sprayer Regulator / Lubricators.....	162
Other Airless Gun Replacement Filters.....	367	Paint Contamination.....	274	Paint Sprayers – Finishing .....	344
Other Surface Cleanliness Factors .....	442	Paint Coverage Table.....	448-450	Paint Sprayers – Graco Pump.....	340-343
OTK Clamps.....	161	Paint Covers – Roller.....	395, 396	Paint Sprayers – Industrial .....	340-343
Outer Lens .....	212-215, 218-221	Paint Cure Ovens .....	48-53	Paint Sprayers, Air-Assisted .....	344
Outlet Valve – Remote Control .....	174	Paint Cure Testers.....	324, 325	Paint Spraying Checklist .....	412, 413
Outlet Valve Muffler .....	194	Paint Cure Thickness.....	448-450	Paint Spreading Rates.....	448-450
Outside Corner BNV Brushes .....	264, 265	Paint Dauber.....	396	Paint Standards .....	468, 467
Overalls.....	240	Paint Feed Hopper .....	379, 380	Paint Sticking Test.....	326, 327
Overalls – Disposable.....	241, 242	Paint Feed Hose – Pump .....	378	Paint Sticks.....	398
Overalls – Leather, Nylon .....	240	Paint Filter – High Pressure.....	389	Paint Stirrer Pack .....	398
Overalls – Painting .....	241, 242	Paint Filter Mesh .....	387, 388	Paint Stirrers .....	398
Overhead Abrasive Stand .....	77	Paint Filter Screen.....	387, 388	Paint Stirrers .....	393
Overhead Storage and Blasting System .....	17	Paint Hardness Test Kit .....	324, 325	Paint Stockings.....	354
Over-Pressure Valve .....	190	Paint Heater.....	391	Paint Storage Cabinet.....	246
Overspray Control Sheeting .....	277	Paint Heating Chart .....	439	Paint Strainers.....	354
OverSpray Foot Covers .....	247	Paint Hood .....	222	Paint Stripping.....	94
Oxide, Aluminum .....	291	Paint Hopper.....	379, 380	Paint Suction Hose .....	343, 378
Oxygen Cartridge.....	230	Paint Hose – Airless.....	368, 369	Paint Swivels – High Pressure .....	365
Oxygen Detection.....	234	Paint Hose - low pressure.....	353	Paint Thickness – Dry Film Gages .....	312, 313
<b>P</b>					
P I G Coating Thickness Gage .....	325	Paint Hose – Suction .....	378	Paint Thickness – Wet Film Gages, Comb.....	315
P2 Masks.....	236	Paint Hose and Fittings – Conventional Spray.....	352	Paint Thickness Gage.....	312, 313
Pack 200 Ear Plugs.....	244	Paint Injection – Medical Alert .....	415	Paint Thinning.....	439
Package Systems.....	10-25	Paint Inlet Strainers .....	379	Paint Tray, Roller .....	395
Packages, Blasting .....	8-34	Paint Inspection Gage.....	325	Paint Usage vs Surface Profile.....	434
Packages, Sandblasting .....	8-34	Paint Inspection Gage (PIG) .....	325	Paint Viscosity and Heater Performance Charts.....	439
Packing Fluid .....	384	Paint Inspector’s Gage .....	325	Paint Visor.....	222
Packing Kit - Airless Spray Pump .....	381	Paint Kitchens.....	52	Paint White Cotton Sheets.....	400
Packing Lube .....	384	Paint Line – PANTHER .....	353	Paint Worm .....	393
Packings – Graco Air Powered Sprayer.....	381	Paint Line Couplings .....	353	Painter’s Training .....	300
Pail – Heating, Paint.....	392	Paint Line Fittings.....	353	Painter’s Training Course – Industrial.....	301
Pail Mixer.....	393	Paint Measuring Jugs.....	400	Painters Tool Kit .....	384
Pail Mounted Agitators.....	393	Paint Mixer.....	394	PaintGauge 200 Ultrasonic Coating Thickness Gage.....	319
Paint – Air Line .....	352	Paint Neutralization.....	274	PaintGauge 6000.....	312
Paint – Air Spray Machines .....	345	Paint Pail.....	399, 400	PaintGauge 6000 Series Coating Thickness Gage .....	312
Paint – Airless Sprayer.....	336-344	Paint Pressure Gage.....	354	PaintGauge Adhesion Test Equipment.....	326
Paint – Spray Guns .....	350	Paint Pressure Loss .....	451	PaintGauge Dew Point Meter – Series II.....	316
Paint – Spray Protection.....	248	Paint Pressure Regulator.....	355	PaintGauge DFT Coating Thickness Gage .....	312, 313
Paint – Spray Systems.....	348	Paint Pressure Rollers .....	364	PaintGauge Magnetic Pull Off Thickness Gage.....	313
Paint Adhesion Testers.....	326, 327	Paint Rags.....	400	PaintGauge UltraSonic Thickness Measurement Gage .....	324, 325
Paint Application Tables (Imperial Units) .....	448	Paint Ratio Jugs.....	400	Painting – Good Practice.....	301
Paint Application Tables (Metric Units).....	449	Paint Removal Tools .....	256	Painting – Pipes.....	110, 112, 252-254
Paint Booth - Bench Top.....	46	Paint Roller Covers & Frames.....	395, 396		
Paint Booth - Filterwalls.....	46	Paint Rollers .....	395, 396		
		Paint Rollers – Pressure .....	364		

# INDEX

Painting & Decorating Craftsman's Manual - Textbook.....	302	Pipe Blasting Tool – ConeBlast Junior, Internal.....	248	Pneumatic Chisels.....	256
Painting Accessories – Miscellaneous .....	398, 399	Pipe Blasting Tool – ConeBlast, Internal.....	249	Pneumatic Control Valve .....	177
Painting and Decoration – Craftsman's Manual.....	302	Pipe Coating Equipment.....	110, 112, 252-254	Pneumatic Deadman Hose.....	187
Painting and Spraying Set Up.....	336	Pipe Coating Equipment - Rental.....	286	Pneumatic Paint Mixer .....	394
Painting Conditions Chart .....	444, 445	Pipe Coating Tool – ConeSpray, Internal .....	252	Pneumatic Powered Fan .....	259
Painting Equipment - Rental.....	286	Pipe Coating Unit – Internal, SpiralSpray.....	252	Pneumatic Remote Abrasive Cut-Off.....	186
Painting Gloves .....	242, 243	Pipe Coating Units – Internal, RotorSpray.....	253	Pneumatic Sanders .....	257
Painting Gloves – General Purpose Gripmaster.....	242, 243	Pipe Fittings.....	159	Pneumatic Scaler .....	256
Painting Gloves – Solvent Resistant.....	242	Pipe Internal Nozzle .....	248	Pneumatic Vacuum Machines.....	64-69
Painting Hood .....	222	Pipe Kit – Spark Tester.....	328	Pneumatic Fan - Black Max. ....	259
Painting Warning Sign.....	246	Pipe Lining Test – Spark Test.....	328	Pneumatic Needle Gun .....	256
Painting, Automatic Conveyor .....	53-59	Pipe Paint (internal) Systems.....	110-112, 248-254	Pneumatic Needle Scaller .....	256
PANTHER Paint Line .....	353	Pipe Paint Roller .....	395	Pole – Extendable.....	399
Paper Filter .....	261	Pipe Painters (internal) .....	110-112, 248-254	Pole – Metal.....	399
Paper Test – Air Quality .....	443	Pipe Painting – Internal.....	110, 112, 252-254	Pole – Wooden.....	399
PAPR .....	223	Pipe Painting Roller .....	395	Pole Gun – Airless .....	362
PAPR Self Powered Breathing Air Pump.....	223	Pipe Piece, Galvanized.....	159	Poly Containment Sheeting.....	276, 280
Particulate Filter Cartridge – Respirator .....	237, 238	Pipe Pressure Table.....	454, 455	Poly Sheeting .....	276, 398
Parts – Blast Hoods.....	212-217, 221	Pipe Spark Testers & Brushes .....	328, 329	Poly/Brass Nozzles.....	118
Peak to Valley Height – Surface Profile .....	434	Pipe Surface Area .....	456-463	Polyester Coatings – Spray Gun.....	375
Peak, Valley Height, Testing .....	320, 321	Pipeline – Internal Blast/Paint Machine.....	110-112, 251-253	Polyurea Sprayers .....	347
Peelable Spray Booth Wall Coating .....	404	Pipeline Blasting Systems.....	16,17	Polyurethane Blast Light.....	205
Pelican Light: Portable Light .....	203	Piping – Blast Pot.....	178, 179, 195	Polyurethane Blast Nozzle.....	114-122
Pen - DFT Gage.....	313	Piping Kit – Bypass Regulator .....	192	Polyurethane Nozzles.....	117
Penstock Blasting.....	110-112, 251-253	Piston Pump – Air Powered, Repair Kits, Binks.....	383	Polyurethane Pop-Up Valve / Seating Ring.....	197
Penstock Painting.....	110-112, 251-253	Piston Pump – Air Powered, Repair Kits, Speeflo... 383		Polyurethane Vacuum Hose .....	267
Performance Blast Room.....	36-41	Piston Pump – Air Powered, Repair Kits, Wagner... 382		Pop-Up Outlet Valve Muffler.....	194
Performance Blasting .....	96, 97	Piston Pump Repair Kit .....	381	Pop-Up Umbrella Spider Plate .....	198
Personal Air Respirator.....	223, 236-238	Plastic Blast Couplings .....	134	Pop-Up Valve – Posi-Seal.....	196
Personal Air Sampler .....	275	Plastic Foils – Standards.....	314	Pop-Up Valve Guard.....	198
Personnel Gas Monitor.....	234	Plastic Media (Plastic Abrasive).....	292	Pop-Up Valve Inline Non-Return Valve .....	197
Petrol Powered Airless Sprayer .....	346	Plastic Nozzle Holder .....	137	Pop-Up Valve Seating Rings .....	197
Petrol Powered Fan .....	259	Plastic Sheeting .....	280	Pop-Up Valves.....	197
Petrol Powered Water Blasters .....	270	Plastic Wet Film Comb .....	315	Pop-Up Valves (Old Style) and Seating Rings .....	197
PFP.....	338, 339	Plate Blasting Machines.....	53-59	Pop-Up Valves and Seating Rings .....	197
pH Paper – SCAT Kit.....	331	Plate Cleaning Lines .....	53-59	Porosity Test Voltage Formula .....	451
PHE Nylon Nozzle Holder – 1 ¼" Fine Thread .....	137	Plate Priming Machine.....	53-59	Porosity Tester.....	328, 329
Photographs – Surface Cleanliness .....	432, 433	Plate Surface Area.....	456-463	Portable Blast Unit .....	257
PIG – Air Distribution Manifold .....	163	Platform, Access.....	24	Portable Blasting Facility.....	40
PIG Coating Thickness Gage .....	325	Plug.....	159	Portable Decontamination Unit.....	106, 107
PIG Gage .....	325	Plugs – Ear .....	244	Portable Dust Collector.....	78-83
Pilot Valves.....	177	Plugs – Electric Deadman.....	187	Portable Dust Collectors.....	78-83
Pinch Valve – Python, Remote Control.....	174	Plugs – High Pressure.....	385	Portable Electric and Petrol Powered Airless Sprayers .....	346
Pinch Valves.....	174	Plugs – Black Steel .....	158	Portable LED Work Light.....	203
Pinhole Detector.....	328, 329	Plugs, GalMal.....	159	Portable Lighting .....	201-207
Pins – Couplings.....	144	Plural Component Sprayer.....	338, 339	Portable Operator Decontamination Systems... 106, 107	
Pipe Blast (internal) Systems.....	110-112, 248-254	Plural Component Spray Systems .....	338, 339	Portable Power Suction Gun .....	262
Pipe Blast Liner .....	54-59	Plural Mix Manifold.....	392	Portable Skid for Site Blasting.....	16
Pipe Blasters (internal) .....	110-112, 248-254	Plural Spray Machines – Xtreme-Mix for Industrial Epoxy Coatings.....	338, 339	Portable Vacuum Blast Unit .....	88-93
Pipe Blasting Equipment - Rental.....	286	PMB Blasters .....	94	Portable Ventilation Fans .....	259
Pipe Blasting Tool – "Jumbo" RotorBlast, Internal . 251		Pneumatic Deadman Handles .....	188	Portable Warning Signs.....	246
		Pneumatic 2 Handheld Mixer.....	394	Portable Wheel Machines .....	98, 99

Posi Soft.....	334	Premier Repair Kit.....	380	Priming Valve – Paint .....	390
PosiPatch - Defelsko Salt Sampler.....	330	Premium Blast Garnet .....	289	PRO XS Electrostatic Gun.....	361
Posi-Seal Pop-Up Valve.....	196	Premium Blast Hose .....	127-130	Probe Configurations – Alternative.....	312
PosiSoft Software.....	334	Premium Blast Hose .....	127-129	Probes – Defelsko .....	312
Positector Adhesion Test.....	326	Premium Clad.....	276	Probes – Elcometer .....	312, 313
PosiTest DFT Gage.....	313	Premium Duty Rubber Air and Water Hose.....	150	Probes – Spark Test .....	328
Positive Pressure ‘Blower’ Ducting .....	260	Premium Heavy Wall Blast Hose .....	129	Probes – Temperature, Surface.....	316, 317
Positive Pressure Breathing Mask.....	223, 237	Premium Paint Brushes .....	397	Probes – Ultrasonic Thickness .....	324
Post-Blast Steel Blast Machine .....	54-59	Premium Small Pressure Pot.....	356	Pro-Blast Industrial Suction Blast Gun System .....	262
Pot – Paint .....	357	Premium SupaLife Blast Hose.....	127-129	Procedure Handbook: Surface Preparation and Painting of Tanks and Closed Areas.....	302
Pot – Paint Pressure.....	356	Pre-Mix Application of Intumescent Fire-Proofing Coatings .....	339	Production Blasters – Team.....	10-25
Pot – Pressure.....	357	Preparation Guide – Cleanliness of Surface....	432, 433	Production Chart – Sandblasting.....	425
Pot Coupling – Blast Hose .....	140, 141	Preservation Lines.....	53-59	Production Style Moisture Separator.....	26-31, 210
Pot Hole Cover .....	198	President Repair Kit .....	380	Productive Sandblasting System .....	8-9
Pot Hose – Air.....	145	President and Monark/ Falcon Pumps .....	344	Profile – Surface.....	434
Pot Lid and Screen .....	198	Pressure – High, Fittings.....	386	Profile Charts.....	436, 437
Pot Mounting LongLife Connector .....	196	Pressure – High, Swivels.....	365	Profile Comparators.....	322
Pot Mounting TriClover Quick Connector .....	196	Pressure Blast B & V System.....	88-93, 264, 265	Profile Gage .....	320, 321
Pot Mounting Union End Ball Valve Connector.....	196	Pressure Check .....	418	Profile Measurement – Testing .....	320, 321
Pot Seals – Paint Pressure Pot .....	357	Pressure Cleaners.....	270	Profile Measurement Guidelines .....	438
Pot Tender Communication.....	216, 217	Pressure Conversion Table .....	466	Profile Tape.....	321
Pots – Blasting .....	10-25	Pressure Cup.....	356	Profile vs Abrasive Size (Imperial) .....	436
Powder Blasting .....	94	Pressure Drop.....	451	Profile vs Abrasive Size (Metric).....	437
Powder Booths .....	53	Pressure Gage .....	191	Pro-FIT Low Pressure Hose Couplings .....	353
Powder Thickness Gage .....	323	Pressure Gage – Air .....	354	Project Design: Industrial Lead Paint Removal Handbook Volume Two .....	306
Power Chippers .....	256	Pressure Guns – Airless Spray .....	358-361	ProPaint Lid Gasket .....	357
Power Clad Sheeting .....	276	Pressure Hold Valves.....	168-171	Propane Powered Dehumidifier.....	108, 109
Power Gun .....	262	Pressure Loss – Compressed Air Pipe.....	454, 455	Proportioners – Sprayers.....	338, 339
Power Sanders .....	257	Pressure Loss – Spray Paint.....	451	Proportioning System – Reactor, High-Performance.....	347
Power Station Penstocks .....	110-112, 251-253	Pressure Loss Information.....	418	Pro-Shot Hand Held Sprayer.....	376
Power Ties .....	278	Pressure Pot – Common Large, Replacement Items .....	357	Protective Clothing – Water Jetting.....	100-105
Power Tool Cleaning Visual Standard–SSPC (VIS) .....	308	Pressure Pot – Premium, Small .....	356	Protective Coating .....	404
PowerBlast Electric Cold Water Pressure Cleaners.....	270	Pressure Pot – Standard, Small.....	356	Protective Coatings – Technical .....	303
PowerBlast Hot Water Pressure Cleaners .....	270	Pressure Pot Agitator .....	357	Protective Coatings: Fundamentals of Chemistry and Composition .....	303
PowerBlast Petrol Powered Cold Water Pressure Cleaners.....	270	Pressure Pot Gage.....	354	Protective Coveralls.....	240-241
PowerClad Flame Retardant Containment Sheeting .....	276, 278	Pressure Pot Lid Gaskets.....	357	Protective Goggles .....	245
PowerClad Flame Retardant Filter Sheeting.....	277	Pressure Pot Regulator.....	355	Protective Hood .....	222
PowerClamp Joiner for Containment Sheeting.....	278	Pressure Pot Relief Valve .....	355	Protective Overall .....	240
Powered Mixer.....	394	Pressure Pot Replacement .....	345	Protective Shield.....	212-215, 218-222
Powered Pop-Up Valve .....	196	Pressure Pots – Agitators & Gaskets .....	357	Protective Visor.....	212-215, 218-222
PowerTie Fastener for Containment Sheeting .....	278	Pressure Pots – Large Capacity.....	357	Protective Welding Hood .....	222
PPE – UHP Water Blasting.....	100-105	Pressure Regulator, Airline.....	162	Psychrometer .....	318
PPE Components – Blasting .....	410, 411	Pressure Regulators .....	162	Psychrometric Chart .....	445
PPE Components – Spray .....	412, 413	Pressure Release Valve .....	194	PTE Detector.....	329
PRD – Blast Internal Pipe Blasting System .....	110-112, 251-253	Pressure Release Valves .....	355	PTE High Voltage Holiday Detector.....	329
PRD Blast.....	110-112, 251-253	Pressure Relief Valve.....	190	Publications .....	300-308
PRD Paint.....	110-112, 251-253	Pressure Roller.....	364	Publications – Reference Manuals .....	300-308
Pre-Blast Steel Blast Machine.....	54-59	Pressure Table.....	454, 455	Publications – Specifications Manual .....	300-308
Precise BlastOne Abrasive Metering Valves.....	166-173	Pressure Test Kit .....	115	Publications – Training Manuals .....	300-308
Pre-filter, Sundstrom .....	237	Pressure Washer – Water .....	270		
		Pre-treatment of Steel Plate.....	53-59		
		Priming Valve – High Pressure .....	390		

# INDEX

Publications – Work Practice .....	300-308	Quick Connect 2-Lug Couplings Double Bolt Clamps .....	149	Ram Pump System .....	339
Pull Off Magnetic Coating Thickness Gage .....	313	Quick Connect Air Fittings – 2 Claw Surelock Threaded .....	146	Raptor Blast Nozzle.....	120
Pull-off Adhesion Test Kit.....	326, 327	Quick Connect Air Fittings – General Purpose .....	152-154	Ratio Buckets.....	400
Pull-off Pen.....	313	Quick Connect Air Fittings (4 Claw Crowsfoot, Threaded) .....	147	Ratio Jugs .....	400
Pull-Off Test – Adhesion.....	327	Quick Connect Bull Hose Fittings .....	146, 147	Rattler Needle Gun.....	256
Pump – Airless Spray .....	336-344	Quick Connect Bull Hose Fittings (4 Claw Crowsfoot) .....	147	RBW Filters.....	261
Pump – Feed .....	391	Quick Connect Coupling – Ryco, Nitto .....	153-154	Reactor High-Performance Proportioning System .....	347
Pump – Paint Spray Systems.....	348	Quick Connector – Pot Mounting TriClover .....	196	Reactor Units .....	347
Pump – Suction .....	391	Quick Connects – Approved Safety Breathing Air.....	224, 225	Receiver Tank – Air .....	163
Pump – Transfer.....	391	Quick Couple Nylon Nozzle Holder .....	137	Rechargeable Work Light .....	203
Pump – Ultra High Pressure.....	100-105	Quick Coupling – Aluminum, Blast Hose.....	134	Rechargeable Blastlight.....	203
Pump – Vacuum Transfer.....	268	Quick Coupling – Blast Hose, Steel .....	134	Rechargeable LED .....	203
Pump Air Motors.....	341	Quick Coupling – Blast, Aluminum Threaded.....	140, 141	Rechargeable Flash Lights, Torches .....	323
Pump Armor Liquid .....	384	Quick Coupling – Blast, Brass Threaded.....	140, 141	Rechargeable Inspector’s Flashlights .....	323
Pump Armour .....	384	Quick Coupling – Blast, Mega Max Threaded.....	141	Rechargeable PAPR.....	223
Pump Ball Valve – High Pressure .....	390	Quick Coupling – Blast, Nylon Threaded .....	141	Recirculation Valve – High Pressure.....	390
Pump Drain Valve .....	390	Quick Coupling – Blast, Steel Threaded .....	140	Recommended Tip Size .....	446, 447
Pump Feed Hopper.....	379, 380	Quick Coupling – Blast, Threaded.....	140, 141	Recommended Ventilation for Various Sized Tanks.....	441
Pump Filters .....	387, 388	Quick Coupling – Brass .....	133	Recovery – Blast Room.....	36-41
Pump Inlet Strainers .....	379	Quick Coupling – Mega Max ‘MX’ .....	135	Recovery Systems.....	64-77
Pump Oil – Airless Sprayer .....	384	Quick Coupling – Sanitary .....	196	Rectangle Lenses .....	218
Pump Packing Liquid .....	384	Quick Coupling – Steel, Blast Hose .....	134	Recycle System.....	70-77
Pump Repair Kit .....	380	Quick Couplings – Breathing Airline .....	224, 225	Recycled Glass.....	288
Pump Repair Kit – Air Motor .....	380	Quick Couplings – Quick, Nylon, Blast Hose .....	134	Recycler - Blastroom.....	74
Pump Repair kit – Binks.....	383	Quick Couplings & Gaskets – Blast Hose .....	140, 141	Recycler - Portable Recycler.....	74
Pump Repair Kit – Graco Sprayer .....	380	Quick Knock-down Pump .....	341, 343	Recycler - Rental .....	284
Pump Repair Kit – Speeflo .....	383	Quick Knock-off Xtreme Lower.....	341, 343	Recycler - Shipyard.....	75
Pump Repair Kit – Wagner.....	382	Quick Reference Guide to Relevant AS & ISO Standards .....	468-471	Recycler – Steel Grit .....	75
Pump Repair Kit – WIWA.....	382	Quick Start/Stop Valves .....	168-171	Recycler – Steel Grit Trailer .....	75
Pump Repair Kits- Fluid Section .....	380	Quiet Blast Helmet .....	212	Recycling – Which Garnet Recycles More? .....	298
Pump Runaway Valve .....	384	Quiet Muffler – Large Volume.....	194	Recycling System.....	70-77
Pump Section Features – NXT XTREME .....	341	Quik Knock-Off Adaptor Nipple.....	378	Recycling System – Blast Room.....	36-41, 70-77
Pump Siphon Tubes.....	378	<b>R</b>		Red Air Hose .....	150
Pump Suction Hoses .....	378	R2 Feed Pump .....	391	Reducing Bush.....	156
Pump Suction Kits.....	378	RAC 5 Airless Spray Tip.....	371	Reducing Bushes, Black Steel .....	158
Pumps – Air Spray .....	345	RAC 5 Seals.....	371	Reducing Bushes, Brass .....	156
Pumps – Airless .....	340-343	RAC 5 Tip Guard.....	371	Reducing Bushes, GalMal .....	160
Pumps – Diaphragm.....	345	RAC X Spray Tip .....	373	Reference Coated Thickness Standard .....	314
Puncture Knife for Containment Sheeting.....	278	RAC X Tip Gasket .....	373	Reference Guide – Gasket Selection.....	143
Purification System, Air.....	232	RAC X Tip Guard.....	373	Reference Manuals & Publications .....	300-308
Pusherline Hose Kits.....	195	Radex Airline Carbon Monoxide Monitor Alarm.....	230, 231	Regulated Breathing Air Filter .....	228, 229
Pusherline Kits and Fittings .....	178, 179, 195	Radex BA Filter .....	228	Regulator .....	355
Putty Knife.....	398	RADEX Free-standing Breathing Airline Filter.....	228	Regulator – Air .....	162
PYTHON Pinch Valve – Remote Control.....	174	Radiator Brush .....	397	Regulator – Air Pressure.....	191
<b>Q</b>		Radiators for Compressed Air.....	26-31, 210	Regulator – Airline Pressure .....	355
Q-Slide Metering Valve .....	172	Radio Communication System .....	216, 217	Regulator – Fluid Pressure .....	355
Quality Control Manuals .....	300-308	Railcar Blasting Facility.....	41	Regulator Metering Valve .....	172
Quantim Metering Valve .....	172			Regulator Style Inlet Valve.....	180
Quantum Chloride Ion Titration Strips.....	331			Regulators – Air/Fluid .....	355
Quick Connect – 2 Claw Surelock Bull Hose Fittings.....	146			Regulators – Airline Pressure.....	162
Quick Connect 2-Lug Air Supply Couplings.....	149			Regulatory Standards.....	468-471

Reinforced Plastic Sheeting .....	276	Rental - Compressors .....	286	Replacement Wire Wheels for Bristle Blaster .....	255
Reinforced Scaffold Sheeting .....	276	Rental - Decontamination Trailer .....	284	Replica Tape – Profile Test .....	438
Reinforced Vacuum Hose .....	267	Rental - Dehumidifier .....	286	Replica Tape – Surface Profile .....	321
Relative Humidity Control .....	108, 109	Rental - Diesel Tanks - Bunded .....	285	Resistant Lid Gasket.....	357
Relative Humidity Gage .....	316-318	Rental - Diesel Vacuum Systems .....	284	Respirator – Full Face Mask, Sundstrom Professional Series 200.....	236
Relative Humidity Measurement.....	316-318	Rental - Dust Collectors.....	282	Respirator Accessories – Sundstrom .....	236, 237
Relative Humidity Table.....	445	Rental - Equipment Available.....	282-286	Respirator Masks.....	236-238
Relative Humidity Testing.....	316-318	Rental - Garnet Recycler.....	284	Respirator Masks – Breathe-Safe, Disposable.....	236-238
Remote Abrasive Cut Off – Electric Control Kit.....	185	Rental - Internal Pipe Blasting Equipment.....	286	Respirator Standards .....	471
Remote Abrasive Cut Off & Blow Down .....	186	Rental - Internal Pipe Coating Equipment.....	286	Respirators – Maintenance / Use.....	421
Remote Abrasive Cut-Off System.....	186	Rental - Mega Blasters .....	283	Respirators and Accessories – 3M.....	238
Remote Blowdown.....	184	Rental - Noise Retardent Panels .....	285	Respirators, Masks & Filters .....	236-238
Remote Control Deadman Systems .....	188	Rental - Painting Equipment.....	286	Response Electric Remote Control Handle .....	189
Remote Control Extension Cable – ECK Electric ....	186	Rental - Pipe Blasting Equipment.....	286	Response Pneumatic Remote Control Handle .....	188
Remote Control Handle – Blast-Grip.....	190	Rental - Pipe Coating Equipment.....	286	Restraint Cable – Hose .....	139
Remote Control Handle – Response Electric .....	189	Rental - Recycler .....	284	Restraint Stocking.....	139
Remote Control Handle – RGN Pneumatic.....	188	Rental - RIPT Blasting Equipment .....	286	Resurfacers .....	401
Remote Control Handle – RGNE, Electric.....	189	Rental - RIPT Coating Equipment .....	286	Retractable Spray Booth System .....	48-53
Remote Control Handle – SLX Pneumatic.....	188	Rental - Spray Equipment .....	286	Retro Fit –Tera Valve .....	182
Remote Control Handle – Sure-Fire Pneumatic .....	188	Rental - Vacuumload System.....	284	Retro Fit valve .....	181-183
Remote Control Handle – Sure-Fire, Electric .....	189	Rental - Vacuum Blasting System.....	285	Retrofit Kit – AMS Valve.....	183
Remote Control Handles .....	188	Rental - Vacuum System.....	284	Retrofit Kit – ASAP Single Operator System.....	183
Remote Control Hose – Twinline Pneumatic .....	187	Rental - Worker Shower Trailer .....	284	Retrofit Kit – Combo Valve.....	181
Remote Control Kit – SmartSPARK ShortProof, Electric .....	183	Repair Kit – AirPro Spray Gun.....	351	Retrofit Kit – Electric Deadman .....	185
Remote Control System – AMS, RMC, RMS.....	182, 183	Repair Kit – Auto Air Valve.....	176	Retrofit Kit – Micro Valve .....	181
Remote Control System – Auto Air Valves... 176, 181, 182		Repair Kit – Combo Valve .....	175	Retrofit Kit – RMC Valve .....	182
Remote Control System		Repair Kit – Contractor II .....	358	Retrofit Kit – RMS Valve .....	182
– Combo Valves.....	175, 178, 181, 183	Repair Kit – Flex Plus.....	358	Retrofit Kit – Thompson Valve.....	181
Remote Control System – RMS Valve.....	182	Repair Kit – G10XL.....	359	Retrofit Xtreme Lowers .....	343
Remote Control System – S-Series ASAP, Electric .....	183	Repair Kit – Graco Air Motor .....	380	Re-usable Abrasive Recovery System.....	64-77
Remote Control System – Valves .....	174-183	Repair Kit – High Pressure Ball Valve.....	390	Re-usable Abrasive Recycling System.....	70-77
Remote Control Systems.....	174-183	Repair Kit – Inline Valve.....	362	Re-usable Wet Film Thickness Gage .....	315
Remote Control Valves – Miscellaneous.....	180	Repair Kit – Microvalve.....	166, 167	Reverse-A-Clean Painting Tips.....	371-374
Remote Control Valves – RMC.....	174, 182	Repair Kit – Pump .....	382	Reversible Tip – Paint Spray .....	371-374
Remote Control Valves (RMS) .....	174, 182	Repair Kit – Pump Air Motor .....	380	RGN Pneumatic Remote Control Handle.....	188
Remote Depressurization System.....	184	Repair Kit – SG3.....	358	RGNE Electric Remote Control Handle.....	189
Remote Mixing Block.....	392	Repair Kit – Shut Off Valve.....	362	RH % Chart for Paint Application .....	444, 445
Remote Mixing Manifolds.....	392	Repair Kit – Silver Plus.....	358	RH Table.....	445
Remote Refill System .....	184	Repair Kit – Swivel .....	362	RH% Control .....	108, 109
Remote Strobe – CO Alarm .....	230, 231	Repair Kit – Thompson Valve .....	169, 170	RHS Surface Area .....	456-463
Remote UHP Water Blasting .....	100-105	Repair Kit – XTR.....	359	Ride-on Track Blaster .....	98, 99
Removable Wall Coating.....	404	Repair Kit – XTR-7 .....	359	Riggers Gloves – Leather .....	239
Rental - Abrasive Vacuum System .....	284	Repair Kits – Air Motor .....	380	Right angle Brush – Paint .....	397
Rental - Accoustic Panelling .....	285	Repair Kits – Spray Pump .....	381	Right Angle Probe – Spark Test .....	328
Rental - Air Compressors.....	286	Repair Kits – WIWA Pump .....	382	Right Angled Probe.....	312
Rental - Air Prep.....	283	Replacement Cartridge – Breathing Air .....	228, 229	RIPT Blast & Paint.....	110-112, 251-253
Rental - AirDryer .....	283	Replacement Deliquescent .....	210	RIPT Blasting Equipment - Rental .....	286
Rental - Blast and Vacuum Systems.....	285	Replacement Filter.....	228, 229	RIPT Coating Equipment - Rental .....	286
Rental - Blast Packages.....	283	Replacement Filter Cartridges – Mask Respirator .....	237, 238	River Sand Garnet.....	289
Rental - Blast Pots .....	283	Replacement Part – Nova Helmet .....	212-217, 221	RLX Deadman .....	188
Rental - Bulk Pots .....	283	Replacement Parts - ConeBlast .....	249	RMC Deadman Control System.....	182
Rental - Bunded Diesel Tanks.....	285				



# INDEX

RMC Remote Control Valves.....	174, 182	RPB Face Mask.....	223	Safety – Shortproof Electric Deadman System .....	183
RMS Muffler.....	194	RPB Fittings.....	225	Safety Breathing Air Fittings .....	224, 225
RMS Remote Control Valves.....	174, 182	RPB Gas Monitor .....	230	Safety Cable.....	139, 419
RMS Valve Remote Control System.....	182	RPB Gas Monitor Accessories.....	230	Safety Cable – Hose Restraint.....	139
RMS Valves .....	174, 182	RPB Glasses .....	245	Safety Card – Spray .....	415
Road Line Marking Sprayers .....	346	RPB Gx4 Calibration Kit.....	230	Safety Close System.....	197
Robot – UHP Water, Dust-Free Blasting.....	100-105	RPB Hearing Protection .....	244	Safety Equipment – Operator.....	211-246
Robotic Blast Machine.....	54-59	RPB Heat Protection.....	221	Safety Fluorescent Lighting System .....	203
Robotic Pipe Blast / Paint Systems.....	110-112, 251-253	RPB Heat Resistant Hood/Suit.....	221	Safety Glasses .....	245
Robotic Tank Blasting.....	96, 97	RPB PAPR.....	223	Safety Harness.....	239
Robots - Blastman Robotics.....	41	RPB Plugs.....	244	Safety Lenses	
Robust Instrument Case.....	333	RPB Respirator .....	223	– Blast Hoods.....	213, 215, 218-221, 419, 420
Roller.....	395, 396	RPB T100 .....	222	Safety Lights .....	201-203
Roller – Nook ‘n’ Cranny.....	395	RPB T150 .....	223	Safety Lock – MegaBlaster Closure.....	19
Roller – Painting.....	364	RPB T150 Full Face Mask.....	223	Safety Pins – Couplings.....	144
Roller – Pipe.....	395	RPB USA Fittings.....	225	Safety Platform – MegaBlaster.....	24
Roller – Pressure.....	364	RPB Welding Hood.....	222	Safety Quick Connectors .....	224, 225
Roller – SpeedRoller, Pressure.....	365	RTR - Replica Tape Reader.....	320	Safety Release Valve.....	355
Roller Attachments – Airless .....	364	Rubber Air Hose .....	150	Safety Seal .....	197
Roller Cleaner.....	399	Rubber Blast Hose.....	127-130	Safety Standards.....	471
Roller Conveyor – Automatic.....	54-59	Rubber Coupling Gaskets .....	142, 143	Safety Storage Cabinets – Hazardous Material.....	246
Roller Conveyor Blast Machine.....	54-59	Rubber Gasket – Blast Pot Handway .....	193	Safety Torch .....	323
Roller Covers .....	364	Rubber Paint Line.....	353	Safety Warning Signs.....	246
Roller Frame.....	364	Rubber Sheeting – Containment .....	275	Safety Warnings (Blasting and Spraying).....	414, 415
Roller Frames.....	395, 396	Rubber Vacuum Hose.....	267	Safety Whip Check .....	139
Roller Kits .....	395	Rubbers – Air Hose Couplings.....	146, 147, 149	Sails – Containment.....	275
Roller Pole .....	399	Rubbers – Coupling .....	135	Salt Contamination.....	442
Roller Tray.....	395	Rubbers – Nozzle .....	138	Salt Contamination – Abrasive Test Kit .....	332
Rollers – Paint .....	395, 396	Ruby Garnet.....	289	Salt Contamination – Removal from Surfaces .....	200
Rollers – Spike .....	401	Rule of Thumb – Nozzle Pressure vs Blasting		Salt Contamination – Surface Test Kit.....	330-332
Room – Paint .....	42-47	Efficiency.....	425	Salt Contamination Measurement .....	330-332
Room – Spray.....	42-47	Runaway Protection Valve .....	384	Salt Detection Kit for Surfaces.....	330-332
Room – Ventilated.....	42-47	Runniness of Paint.....	439	Salt Meter – Automatic Soluble .....	330, 331
Room for Blasting.....	36-41	Rust Grade Standard .....	308	Salt Remover Chemical – Chlor-Rid	
Rose – Water Injection.....	199	Rust Grade Visual Standard – BlastOne .....	432, 433	Soluble Surface.....	200
Rotating Blaster.....	96, 97	Rust Inhibitor Chemical Concentrate .....	200	Salt Test – Abrasive .....	332
Rotating Lance – UHP Water.....	100-105	Rust Removal Tool.....	255	Salt Test Equip.....	330-332
Roto-Bristle Surface Conditioning Kit .....	255	Rustex – Rust Inhibitor Chemical .....	200	Salt Testers.....	330-332
Roto-Peen Descaling Wheels and Accessories .....	258	Ryco Hose Fittings.....	154	Salt Testing .....	330-332
Roto-Peen Tool.....	258	<b>S</b>		Sampler – Air Quality .....	275
RotorBlast Internal Pipe Blasting Tool .....	250	S20 LED Hand-Held Hazardous Area		Samson Pressure Pot Gasket .....	357
RotorSpray Internal Pipe Coating Units.....	253	Inspection Light .....	323	Sand Blast Surface Profile Graph.....	436, 437
Roughness – Measurement .....	438	Saber Blast Nozzle .....	117	Sand Comparator .....	322
Roughness – Surface.....	434	SAE Sizing of Sand / Grit .....	436, 437	Sand Recycling.....	70-77
Roughness – Surface Testing.....	320, 321	Safe Loading Hole Seal, Halok Seal.....	197	Sand Test Kit – Salts.....	332
Roughness Charts .....	436, 437	Safe Painting – Climatic Conditions.....	444, 445	Sand Trap.....	174, 182
RPB and BlastOne Glasses .....	245	Safe System for Sandblasting .....	8-9	Sand Vacuum Systems .....	64-69
RPB Blast Helmets.....	212-217, 221	SafeLite S10 LED Hard Hat Light.....	203	Sand Valve.....	166-173
RPB Blast Suit .....	240	SafeLite S100 Explosion Proof Floodlight.....	201	Sandblast Estimating Formula .....	426-429
RPB Breathing Air Hose .....	151	SafeLite S50 Explosion Proof Hand Lamp.....	201	Sandblast Guns – Suction .....	262
RPB Cool Tube.....	226	Safety – Fast Shutdown Remote Control System ....	183	Sandblast Hose.....	127-130
RPB Ear Plugs.....	244	Safety – Lead Warning Tape.....	279	Sandblast Pots.....	10-25

Sandblaster Safety Kit.....	211-246	Scrapers, Filling Blades, Wall Stripper, Snap-Off Knife .....	398	Shedless Paint Daubar .....	396
Sandblaster's System.....	8-9	Screed – Floor Topper .....	401	Sheets – Containment .....	275
Sandblasting Efficiency Chart .....	425	Screeding Tools .....	400	Shelter – Dome.....	280
Sandblasting In Progress Signs.....	246	Screen and Lid.....	198	SHG Suction Blast Gun.....	262
Sandblasting Rule of Thumb.....	425	Screens – Containment.....	276	Shield – Face .....	245
Sandblasting System Checklist.....	410, 411	Screens – Filter, Airless .....	387, 388	Shields .....	212-215, 218-222
Sander – Air Powered.....	257	Screens – Pump Filter.....	387, 388	Shims – Calibration Coating Thickness .....	314
Sanding Head.....	399	Screens and Lids for Blast Machines .....	198, 199	Ship Cleaning.....	100-105
Sanding Tools.....	257	Screw Selection Chart.....	144	Ship Deck Blasting Machines.....	98, 99
Sandpaper – Discs , Rolls, Sheets .....	263	Screw Type 'Spud' Threaded Fittings.....	148	Ship Module Blast & Paint Room.....	36-41
Sanitary Coupling .....	196	Screw Type Bull Hose Fittings .....	148	Shipyard Blasting and Painting Facility .....	41
Sanitary Equipment Cleaning.....	94	Screws – Blast Hose Couplings .....	144	Shoe Covers .....	249
SB Lid Gasket.....	357	Screws – Couplings, Nozzle Holders .....	144	Shoes – Spike .....	400
ScafClad.....	276	Screws for Blast Hose Couplings.....	144	Shop Painting of Steel .....	304
Scaffold Sheeting.....	276	Seal – Pressure Pot Lid.....	357	Shore A Defelsko Gages .....	324
Scaffold Sheeting – Flame Retardant .....	276, 278	Seal – Tip and Spray Gun .....	363	Shore D Defelsko Gages.....	324
Scaffold Snap Hooks .....	239	Seal Kit – Graco Air Powered Sprayer .....	381	Short Filters – Easy Out .....	387
Scaffold Tube Ties.....	278	Seal Kit – WIWA .....	382	Short Filters – High Pressure .....	387
Scaler .....	258	Sealing Tape for Containment Sheeting .....	279	SHORT VENTURI – Tungsten Carbide Blast Nozzle.....	122
Scalers – Needle .....	256	Seals – Combo Valve .....	175	Short Venturi Nozzle.....	122
Scarifier – Descaling Tool .....	258	Seating Rings and Pop-Up Valves .....	197	Shortproof Deadman System .....	183
Scarifier-Scaler – Vac-Shrouded, Hand-Held .....	258	Section Blast Machine.....	54-59	Shortproof Electric Control Kit.....	183
Scarifier-Scaler Accessories.....	258	Selecting Coatings for Industrial and Marine Structures.....	303	Shot – Stainless Steel.....	295
Scarifier-Scalers .....	258	Selection Chart – Blast Screws for Blast Hose .....	144	Shot – Steel.....	294
SCAT Kit .....	331	Selection Guide – Hose Sizes.....	416, 424	Shot – Steel Surface Profile .....	436, 437
Schmidt – Microvalve.....	166, 167	Sentinel Abrasive Metering Valve.....	173	Shot Blast Machines.....	54-59
Schmidt – Microvalve II.....	166, 178, 181	Service Kit – Air Motor .....	382	Shot Comparator .....	322
Schmidt – Thompson Valve .....	169-171, 179, 181	Service Kit – AirPro Spray Gun .....	351	Shot Machines .....	54-59
Schmidt – Thompson Valve 2" .....	24, 171	Service Kit – Auto Air Valve .....	176	Shot Peening Metering Valve.....	173
Schmidt – Thompson Valve II .....	169, 171, 179, 181	Service Kit – Binks Gun .....	350	Shotblasters – Floor .....	98, 99
Schmidt Abrasive Metering Tera Valve .....	168, 182	Service Kit – Combo Valve.....	175	Shotblasters – Stationary .....	54-59
Schmidt Abrasive Metering Valve.....	166-171	Service Kit – DeVilbiss JGA Gun.....	350	Should you use Chilled Iron Grit or Steel Grit in a Blast Room? .....	293
Schmidt Abrasive Valves .....	166-171	Service Kit – Iwata Gun .....	350	Shower – Safety.....	106, 107
Schmidt Accu-Strip Blaster .....	94	Service Kit – Pump Section.....	381	Shower Trailers .....	106, 107
Schmidt Air Drier.....	26-31, 210	Service Kit – Regulator.....	356	Showers – Portable .....	106, 107
Schmidt BRS Unit.....	88-93	Service Kits – Air Motor.....	380	Shrink – Heat Containment.....	280
Schmidt Combo Valve .....	175, 178, 181	Service Kits – Graco Pneumatic Pump .....	381	Shrinkwrap Containment .....	280
Schmidt Deadman Handle – Pneumatic.....	188	Service Kits – Inlet / Exhaust Valve .....	174	Shrouded Blast Heads.....	264, 265
Schmidt Deadman System.....	175, 178, 181	Service Kits – Pump Section .....	380	SHS Surface Area .....	456-463
Schmidt Metering Valves.....	166-171	Service Kits for Microvalve .....	166, 167	Shut Off Valve – Graco, Clean Shot .....	362
Schmidt Micro Valve II .....	166, 178, 181	Service Kits for Thompson Valves .....	169, 170	Shut Off Valve – Pot to Abrasive Valve Connector....	196
Schmidt Moisture Separators .....	26-31, 210	Service Tool Box – Blasting.....	207	Shut Valve Repair Kit .....	362
Schmidt M-Series Blaster.....	94	Set-Up – Blasting .....	410, 411	Shut-off Valve – High Pressure.....	390
Schmidt Remote Control Systems .....	189	Set-Up – Spray.....	412, 413	Sieve – Blast Hopper .....	198
Schmidt Style Electric Deadman Handle .....	189	Sewer-Lining Spray Gun.....	376	Signs – Warning, Safety.....	246
Schmidt Style Pilot Valve.....	177	SG3 Spray Gun .....	358	Silenced dust Collectors.....	78-83
Schmidt Thompson Valve II .....	169, 171, 179, 181	Shaft Repair Kit.....	381	Silencer – Blast Machine Exhaust .....	194
Schmidt Vacuum Blasting System .....	88-93	Shake Test.....	430	SILICA SAND WARNING .....	296
Schmidt Valve.....	166-183	Shape and Area Formulae.....	464	Silicon Carbide.....	291
Schrader Couplings.....	224, 225	Shape of Abrasive Considerations .....	435		
Scrapers.....	398	Shedless Dauber .....	396		
Scrapers – Paint .....	398				

# INDEX

Silicon Carbide Abrasive .....	291	Sockets, Brass .....	156	Speeflo Air Powered Piston Pump Repair Kits .....	383
Silicon Nitride Blast Nozzles.....	117	Sockets, GalMal .....	161	Speeflo Airless Sprayer .....	342
Silicone Nitride Blast Nozzle.....	117	Soda – Bi-Carb .....	290	Speeflo Filters .....	383
Silver Flat Tip.....	370	Soda Blast Nozzle.....	117	Speeflo High Pressure Filter Screen Accessories..	383
Silver Plus Airless Spray Gun.....	358	Soda Blast Pot .....	94	Speeflo Pump Repair Kit .....	383
Siphon Hose – Paint .....	378	Soda Blasting.....	94, 290	Spider.....	198
Siphon Hose – Spray Pump .....	378	Soda Blasting – Wet Blast Attachments .....	199, 200	Spider Plate .....	198
Siphon Valve – High Pressure .....	390	Sodium Bi Carbonate Blasting Nozzles .....	117	Spider Plate – Pop-Up Umbrella .....	198
Site Blast & Paint Enclosure .....	280	Sodium Bicarbonate [Sodium Bicarbonate Abrasive] .....	290	Spider Water Cleaning Machine.....	100-105
Site Dust Control .....	259	Soft and Hard Abrasive Blasters.....	94	Spike Rollers.....	401
Site Equipment – Vacuum System .....	64-69	Soft Blasting .....	94, 290	Spike Shoes.....	400
Size Chart – Paint Nozzles .....	351	Software – Climatic Monitoring .....	316, 317	Spill Control Kit – Mobile .....	246
Size Gage for Nozzles.....	115	Software – Defelsko.....	334	Spin Blaster .....	96, 97
Size of Abrasive.....	441	Soluble Salt Detection Measurement-Abrasives ...	332	Spinblast Internal Pipe Blasting Tool .....	250
Size of Grit Effect .....	435	Soluble Salt Testers – Surface.....	330, 331	Spinblast Pipe Tool .....	250
Sizing – Coupling Chart.....	164	Soluble Salts Testing - PosiPatch.....	330	SpinBlaster HD .....	250, 251
Skid Mounted Blast Systems.....	16,17	Solvent Hose .....	353	Spinner Hanger .....	54-59
Skid Mounted Blasters / Air Drier.....	16, 17, 22, 23, 26-31, 210	Solvent Purge 2K Guns.....	347	Spinspray Pipe Tool .....	252, 253
Skid Mounted Mega Blaster .....	18-25	Solvent Resistant Gloves .....	242	Spiral Vacuum Hose .....	267
Skid Mounted Vacuum Systems.....	64-69	Solvent Resistant Hose.....	352	Spiralite Vacuum Hose .....	267
Skirt.....	218	Solvent Resistant Painting Gloves.....	242	SpiralSpray Internal Pipe Coating Unit.....	253
Slag (Metal Refining Slag Abrasive).....	289	Solvent Seal .....	373	Spirit Thermometer.....	318
Slag Impregnation Test .....	431	Solvent Storage Cabinet .....	246	Splatter Gun for Ultra-High Build Cementitious Coat- ings.....	376
Slag vs Garnet – Usage .....	296-298, 426-429, 435	Solvent Wipes.....	275	Sponge Fiber Media.....	291
Slag vs Garnet Tests .....	296-298, 426-429, 435	Solvent Wipes – Disposable .....	400	Sponge Spark Tester .....	329
Slave Regulator / Inlet Valve.....	180	Solving Surface Preparation Problems.....	303	Spot Blast Guns – Suction .....	262
Sling Hygrometer .....	318	Some Helpful Hints About Spray Tips.....	446, 447	Spot Blaster .....	257
Slurry Blasting/Wet Technology.....	84-87	Sonic Gage – Coating Thickness .....	319	Spot Blasting – Laser .....	270
Slurry Vacuum Units.....	64-69	Sound Panels.....	277	Spot Blasting Systems.....	88-93
SLX Pneumatic Remote Control Handle.....	188	Sound Protection Control.....	244	Spray Areas.....	46
Small Blast light .....	201-205	Space Invader - Tite-Space Blast Kit .....	124	Spray Booth .....	42-47
Small Blast Nozzles .....	126	Spare Parts – Nova Helmet.....	212-217, 221	Spray Booth - Bench Top.....	46
Small Blast Pot Remote Control .....	183	Spare Parts – UHP.....	100-105	Spray Booth - Filterwalls .....	46
Small Brass Air Fittings .....	155, 156	Spare Parts for Thompson Valves .....	169, 170	Spray Booth – Flame Retardant, Floor Covering....	404
Small Connector Hose Clamps.....	161	Spares Kit – Blast Machine .....	207	Spray Booth - Large .....	47
Small Parts Blasting Cabinet.....	60, 61	Spark Test Holiday Detector .....	328, 329	Spray Booth - Lift Platforms .....	47
Small Portable Blast Pot.....	257	Spark Test Voltage Formula .....	451	Spray Booth - Open Face Booths .....	46
Smart Link .....	334	Spark Tester .....	328, 329	Spray Booth – Retractable System .....	48-53
Smart Link Gauge.....	334	Spark Tester Brushes.....	328, 329	Spray Booth - Shipyard.....	47
SmartSPARK ShortProof Electric Remote Control Kit .....	183	Spats – Leather Boot .....	250	Spray Booth - Spray Areas .....	46
SMC Moisture Separator .....	208	Special Blasting Packages .....	10-25	Spray Booth Fibreglass Filter Media .....	402, 403
SMC Style Pilot Valve .....	177	Specialised Containment Accessories.....	279	Spray Booth Floor Covering .....	404
Smoke Glasses .....	245	Specialist Blasting Packages.....	10-25	Spray Booth Pleated Paper Filter Media .....	402, 403
Snap Hook – Autolock .....	239	Specialty Fittings for Vacuum Hose .....	266, 267	Spray Booth Wall Coating .....	404
Snap-off Knife.....	398	Specifications – Blast Packages .....	10-25	Spray Booths – Ventilation and Accessories ...	402, 403
Snap-Tite Couplings .....	224, 225	Specifications – Vacuload System.....	64-69	Spray Equipment - Rental .....	286
SNV Silicon Nitride Blast Nozzle.....	119	Spectrum Spray Painter Airline Regulator Mask ....	223	Spray Filters.....	402, 403
Sock – Dust.....	259	Speed Roller Replacement Parts.....	365	Spray Finishing Technology.....	446, 447
Socket .....	156	SpeedBlast Garnet .....	289	Spray Gun – Air, Binks.....	350
Sockets, Black Steel .....	157	SpeedRoller Pressure Roller .....	365	Spray Gun – Air, Iwata .....	350
		Speeflo Air Motor Repair Kit .....	383	Spray Gun – Airless .....	358-361

Spray Gun – DeVilbiss JGA.....	350	Squeegee Frames and Rubbers.....	401	Steel Section Area Table.....	456-463
Spray Gun – Graco, Cordless, Hand-Held.....	376	S-Series ASAP Electric Remote Control System.....	183	Steel Section Blast Machine .....	54-59
Spray Gun – STAR Economy.....	352	SSPC – Guides on Environmental Protection.....	306	Steel Section Surface Area.....	456-463
Spray Gun Cleaning Kit.....	354	SSPC Painters Training Books.....	301	Steel Shot Abrasive .....	294
Spray Gun Filters.....	367	SSPC Specifications – Blasting and Painting .....	301	Steel Socket.....	157
Spray Gun Lube .....	354	SSPC Standards.....	468-471	Steel Sweating Control.....	108, 109
Spray Gun Suction Cup.....	356	SSPC Visual Comparator – Surface Cleanliness .....	308	Steel Tank Blasting.....	98, 99
Spray Gun to suit NXT Pump.....	359	SSPC Visual Comparison Standards.....	308	Steel Tee .....	157
Spray Gun to suit Zinc.....	351	SST Automatic Salt Meter .....	330	Steel Thickness Measurement Gage .....	319
Spray Guns – Conventional .....	350	Stainless Steel Cut Wire.....	295	Steel Threaded Blast Quick Coupling.....	140, 141
Spray Guns – DeVilbiss JGAHD and Advance HD.....	350	Stainless Steel Grit.....	295	Stick Up Blast Nozzle .....	121
Spray Guns – Electrostatic .....	361	Stainless Steel Needle – Paint Spray Gun.....	351	Stickers – Lead Waste Disposal.....	281
Spray Head Sock.....	251	Stainless Steel Shot.....	295	Stick-up Nozzles.....	121
Spray Hood.....	222	Stainless Steel Wet Film Comb.....	315	Sticky Tape .....	263
Spray Hood – Disposable .....	252	Stainless Steel Wire Wheels .....	255	Sticky Tape – Containment.....	279
Spray Hoods – Calico.....	253	Standard – Certified Coating Thickness .....	314	Stirrers – Paint .....	393
Spray Hose – Airless .....	368, 369	Standard Coating Inspection Kit .....	310, 311	Stitching Machine – Hand-Held for joining Containment Sheeting.....	278
Spray Hose – Whip.....	368, 369	Standard Dolly Adhesion Test Kit.....	326, 327	Stocking – Hose Restraint.....	139
Spray Hose fittings .....	385	Standard Paint Roller Kits and Trays.....	395	Stockings – Paint Strainer .....	354
Spray Leg.....	341, 343	Standard Pop-Up Valves and Seating Rings .....	197	Stopwatch .....	354
Spray Machines – Airless, High Performance BlastOne NXT.....	340-343	Standard Rubber Air Hose .....	150, 151	Storage Bin – Overhead.....	198
Spray Masks.....	236-238	Standard Small Pressure Pot.....	356	Storage Box – Respirator Mask .....	236
Spray Methods.....	446, 447	Standard Twin Paint Line / Air Hose Sets .....	352	Storage Cabinets – Safety, Hazardous Material .....	246
Spray Paint Masks .....	236-238	Standards.....	468-471	Storage Hopper – Abrasive .....	77, 207
Spray Painting Helmet.....	222	Standards – Coated Thickness .....	314	Storage Liquid – Airless Pump .....	384
Spray Painting Hood.....	222	Standards – Quick Reference Guide .....	468-471	Strainer – Control Line.....	180
Spray Painting In Progress Signs.....	246	Standards – Surface Preparation.....	308	Strainers – Paint.....	354
Spray Painting System: Daily Component Checklist .....	412, 413	STAR Economy Spray Gun .....	352	Strainers – Paint Suction .....	379
Spray Pot – Pressure.....	357	Starblast .....	288	Strainers – Paint, High Pressure Gun Filters.....	366
Spray Pot – Pressure, Small .....	356	Start/Stop Systems.....	166-189	Strainers – Pump Inlet, Paint Suction .....	379
Spray Protection Coveralls.....	241, 242	Static Mixers .....	393	Strainers and Filters – Control Line .....	180
SPRAY SAFETY.....	415	Static-resistant Blast Hose .....	127-130	Stripping of Paint.....	94
Spray Set-Up.....	412, 413	Staurolite / Starblast (Staurolite / Starblast Abrasive) .....	288	Strobe Light – CO Alarm .....	230, 231
Spray Socks .....	254	Steam Cleaners .....	270	Structural Blast Machine .....	54-59
Spray Tip Cleaning Needles .....	446, 447	Steam Washers.....	270	STXE Deadman Handle.....	189
Spray Tips – Airless Paint .....	370-374	Steel Beams Blast Machine .....	54-59	Suction Blast Gun System – Pro-Blast Industrial.....	262
Spray Tips – Conespray Pipe Internal Tool.....	252	Steel Blast Class Chart .....	300	Suction Blast Tools.....	262
Sprayers – Diaphragm .....	345	Steel Blast Hose Quick Coupling .....	134	Suction Blasting.....	88-93
Spraying – Essential Components to Keep you Spraying Safely and Efficiently .....	336	Steel Braid Hose – Airless Paint.....	368, 369	Suction Cup – 1 Litre (1.06 qt) .....	356
Spraying Checklist.....	336	Steel Deck Blasting .....	98, 99	Suction Cup – Spray Gun .....	352
Spraying Guide - Applications.....	348	Steel Elbow .....	157	Suction Fans .....	259
Spreading Rate Table.....	448-450	Steel Fabricator Blastroom.....	40	Suction Feed Elbow – Cabinets.....	262
Spring Load Ball Kit.....	381	Steel Fluid Filters .....	389	Suction Filters – Paint.....	379
Spud Fittings.....	148	Steel Grit.....	294	Suction Gun – Portable Power .....	262
Spud Threaded Fittings – Screw Type.....	148	Steel Grit Metering Valve.....	172	Suction Hose – Pump.....	343, 378
Spy Spark Tester.....	328, 329	Steel Grit Recycling .....	70-77	Suction Hoses – Tubes .....	378
Square Feet per Ton Table.....	456-463	Steel Grit Surface Profile .....	436, 437	Suction Kit.....	378
Square Metre per Tonne Table.....	456-463	Steel Nipple .....	157	Suction Pump .....	391
SQUARE-SHOOTER Tungsten Carbide Blast Nozzle.....	121	Steel Plate Painting .....	53-59	Suction System .....	268, 269
		Steel Plug.....	158	Suction Units.....	78-83
		Steel Reducing Bush .....	158	Suction Vac Machines.....	64-69
				Suit – Blast .....	240

# INDEX

Sulphate Contamination.....	442	Surface Profile Gage.....	320	Tarp Sheeting.....	275
Sulphate Contamination – Surface Test Kit .....	330-332	Surface Profile Gage – Profile Measurement .....	320, 321	Tarps – Containment .....	275
Sulphates, Chlorides, Nitrates Detection Kit.....	332	Surface Profile Visual Comparators .....	322	TCLP Treatment.....	274
Sulphur Dioxide Gas Detection .....	234	Surface Salt Detection Kit .....	330-332	Tear Off Lenses – Apollo .....	219
Sun Glasses .....	245	Surface Standards .....	470	Tear Off Lenses – Nova .....	213, 215, 221
Sundstrom Accessories.....	236, 237	Surface Tape Test .....	332, 431	Technical Guidelines for Concrete Coating – Training Manual.....	307
Sundstrom Compressed Air Attachment.....	237	Surface Thermometer – Digital, Gages.....	316-318	Technical Manuals.....	300-308
Sundstrom Disposable Respirator Masks .....	236, 237	Surface Thermometer, Magnetic.....	318	Tee – High Pressure .....	386
Sundstrom Full Face Respirator .....	236	Sur-Flo Metering Valve.....	173	Tee Pressure Losses .....	454, 455
Sundstrom Masks.....	236, 237	Surge Tank – Airless Sprayer, Filters .....	389	Tees.....	156
Sundstrom Professional Series 100 Half Mask Cartridge Respirator.....	236	Surgical Nitrite Gloves.....	243	Teflon Ball Valve – High Pressure.....	390
Sundstrom Professional Series 200 Full Face Mask Cartridge Respirator .....	236	Surgical Rated Gloves.....	243	Teflon O-ring Kits – HP Filters .....	387
Sundstrom Replacement Filter Cartridges .....	237	Swabs – Chromate Check .....	274	Telescopic Inspection Mirrors.....	323
Sundstrom Respirator Accessories .....	236, 237	Swabs – Lead Detection .....	274	Temperature – Surface Thermometer.....	318
Sunglasses – Safety .....	245	Sweat Control for Steel .....	108, 109	Temperature Air Conditioner – Air Fed Hoods.....	226, 227
Supa Clad.....	276	Swedish Rust Standard .....	308	Temperature Control Containment Sheeting .....	277
Supa Hose – Blast Hose .....	127-130	Swing Check Valve.....	190	Temperature Conversion Table.....	466
Supaflex Blast Hose .....	128	Swivel Adaptor .....	362	Temperature Cooling Vest.....	227
SupaLife Blast Hose .....	127-130	Swivel Adaptor Elbows .....	386	Temperature Heater.....	391
SupaMega Blast Machine.....	18-25	Swivel Adaptors .....	385	Temperature Measuring Instruments .....	316-318
Super Clamp – Vacuum Hose .....	266	Swivel Filter .....	365	Temperature of Paint Chart .....	439
Super Vac Vacuum Hose.....	267	Swivel Repair Kit.....	362	Temperature Thermometer .....	319
Superflex Blast Hose.....	128	Swivel Spray Head.....	363	Temperature vs Flow Rate .....	439
SuperFlow MegaBlaster Outlets.....	24	Swivels .....	365	Tempered Steel Grit .....	294
Supersonic Blast Nozzle .....	118	Swivels – High Pressure, Inline, Airless Gun .....	365	Temporary Blast & Paint Enclosure.....	280
Supersonic Tungsten Carbide Blast Nozzle – 50mm Contractor Thread.....	118	SYCLONE Blast Nozzle .....	119	Temporary Roofing .....	280
Support – Filter .....	387	System – Remote Control .....	181	Tensile Dolly Adhesion Test Kit .....	326, 327
Sure-Fire Electric Remote Control Handle.....	189	System Set Up – Blasting.....	410, 411	Tera Abrasive Metering Valve .....	168, 182
Sure-Fire Pneumatic Remote Control Handle .....	188	System Set-Up – Spray.....	412, 413	Tera Valve.....	168, 182
SureFit - Schmidt Handway Gasket .....	193	<b>T</b>		Tera Valve Retro Fit.....	182
Sure-Flo.....	173	T-Link Respirator.....	220	Teravalue .....	168, 182
Surelock Fittings, Gaskets and Lock Pins .....	146	T100.....	222	Teravalue XL.....	168, 182
Surface Area Formulae .....	464	T100 Hood .....	222	Terry Towels.....	275
Surface Areas .....	456-463	T150.....	223	Test Kit – Air Quality, Breathing Air Quality.....	234
Surface Chloride Analysis Kit.....	330-332	T150 Face Mask .....	223	Test Kit – Lead Detection, Hazardous Paints .....	274
Surface Cleanliness.....	296, 431	Table Blast Machine .....	54-59	Test Kit – Salts.....	330-332
Surface Cleanliness Factors – Other .....	442	Taiver Filters.....	367	Test Sticks for Lead Paint.....	274
Surface Conditioning .....	258	Tandem Valve .....	175	Test Strips – Salt.....	331
Surface Conditioning Kit – Roto-Bristle .....	258	Tangential Moisture Separator .....	26-31, 210	Testex Profile Tapes and Gage .....	321
Surface Contamination.....	431	Tank Blasting Machines .....	98, 99	Testex Tape Instructions.....	438
Surface Contamination Analysis Test (SCAT) Kit .....	331	Tank Cleaning .....	100-105	Tests – Abrasive.....	296, 431
Surface Dust Test Kit.....	332	Tank Lighting .....	201-203	Texture Airless Spray Gun .....	359
Surface Preparation – Standard .....	308	Tank Painting – Procedures .....	302	Texture Rollers – Paint .....	396
Surface Preparation and Coatings Handbook .....	301	Tank Ventilation Sizing Guide.....	441	Textured Spray Gun .....	376
Surface Preparation Grades of Blast Cleaned Steel.....	300	Tank Wall Blast Machine.....	98, 99	T-Flex.....	275
Surface Preparation Specifications and Practices .....	304	Tap – High Pressure .....	390	The BlastOne Team of Production Blasters .....	10-25
Surface Profile – A critical Element of Surface Preparation .....	435	Tape – Blast .....	263	The Fundamentals of Cleaning and Coating Concrete.....	307
Surface Profile – Measuring, Test.....	438	Tape – Lead Warning.....	279	The Inspection of Coatings and Linings.....	304
Surface Profile Chart.....	436, 437	Tape – Masking.....	399	The Magic Effect of a Venturi Blast Nozzle.....	115
		Tape Test .....	332, 431	The Unique ComboValve Remote Control	
		Tape Test – Adhesion.....	327		
		Tapered Nipple – Abrasive Valve Connector.....	196		

Valve System .....	175,178,181	Tip – Graco Widerac RAC X Airless Spray Tip.....	372	Trailer Mounted EcoQuip.....	84-87
Therm 895 Hot Water Pressure Cleaner .....	270	Tip – Graco XHD, Extra Heavy Duty Airless Spray Tip .....	372	Trailer Mounted Mega Blaster .....	18-25
Thermal Insulated Sheeting.....	277	Tip - Tritex MAXX HP .....	374	Trailer Mounted Suction Systems .....	64-69
Thermometer - Infrared.....	317	Tip and Guard – Tritex MAXX HP Reversible.....	374	Trailer Mounted Vacuum Systems .....	64-69
Thermometer – Infra-Red, Non-Contact.....	319	Tip and Guard – Tritex T93R Reversible.....	374	Training – Industrial Painters Course.....	301
Thermometer – Lazer Pointer .....	319	Tip Cleaning Needles .....	446, 447	Training Books / Manuals.....	300-308
Thermometer – Magnetic Surface.....	318	Tip Extension .....	363	Training Manuals – Blasting .....	300
Thermometers .....	316-318	Tip Filter Elements.....	366	Transfer Pump.....	391
Thick Coating Removal – UHP Water.....	100-105	Tip Filter Housing .....	366	Transfer Vacuum Tools.....	268
Thickness Gage – Paint.....	312, 313	Tip Filters .....	366	Trap – Moisture.....	208, 209
Thickness Gage – PaintGauge 200 Ultrasonic, Coating.....	319	Tip Gasket .....	363	Trap – Sand.....	174, 182
Thickness Gage – PaintGauge DFT, Coating.....	312	Tip Gaskets .....	370-374	Tray – Roller.....	395
Thickness Gage – PaintGauge Magnetic, pull-off.....	313	Tip Guard.....	370-374	Treatment of Compressed Air.....	26-31, 208-210
Thickness Gage – PIG Coating .....	325	Tip Guard – Graco RAC 5, HandTite, Airless.....	371	Treburmy Needle Guns .....	256
Thickness Gage – Wet Film.....	315	Tip Size Selection Chart .....	370-374	Trelawny Needle Gun .....	256
Thickness Gages – Dry Film .....	312, 313	Tips.....	370-374	Trelawny Scarifier.....	258
Thickness Gages – Ultrasonic .....	319	Tips – Air Assisted Airless .....	370-374	TRI Air Test Kit.....	234
Thickness Standards .....	469	Tips – Airless Spray .....	370-374	Tri-Clover Pot Connector .....	196
Thickness Standards – Coated Plates .....	314	Tips – Choosing the Right Tip .....	446, 447	Tri-Clover Quick Connect .....	196
Thickness Test – Ultrasonic.....	319	Tips – Conespray Pipe Internal Tool .....	252	Trigger – Deadman.....	188
Thinners Storage Cabinet .....	246	Tips – Graco Airless Spray Flat Tips .....	370	Trigger – In-line.....	362
Thinning of Paint.....	448-450	Tips – How to Fit Up Your Blast Hose .....	132	Trigger – Safety .....	188, 189
Thompson Valve.....	169-171, 179, 181	Tips – Some Helpful Hints about Spray Tips.....	446, 447	Trigger Gun – Sandblast.....	262
Thompson Valve .....	169-171,179,181	Tips Booklets .....	300-308	Triple Outlet Angle Nozzles.....	124, 125
Thompson Valve Full Flow.....	24, 169-171	Titan Airless Gun .....	360	Tripod Light – Air Powered.....	202
Thompson Valve I.....	170	Titan Filters.....	367	Tritex Airless Spray Gun.....	360
Thompson Valve II.....	169, 171, 179, 181	Titan LX-80 Airless Spray Gun .....	360	Tritex Guard .....	374
Thompson Valve II Retrofit Kit.....	181	Tite-Space Tungsten Carbide Blast Nozzle .....	124	Tritex Spray Tip.....	374
Thompson Valve Series II Remote Control System ..	181	Titration Strips – SCAT Kit.....	331	Tritex T93R Reversible Spray Tip and Guard .....	374
Thread Adaptors .....	123	TMB Vacuum.....	269	Triton 308 Repair Kit.....	380
Thread Conversion Adaptors – High Pressure .....	386	Tongue Metering Valve .....	173	Triton Inlet Strainer .....	379
Thread Pitch Tables .....	452	Tool Kit – Blast Machine.....	207	TRITON Series Air Powered Air Spray Packages .....	345
Threaded Air Supply Fittings .....	148	Tool Kit – Painter .....	384	Triton Service Kits .....	380
Threaded Blast Quick Coupling.....	140, 141	Topper .....	401	Triton Suction Kit.....	378
Threaded Blast Quick Couplings – Fitting Tips .....	132	Torch .....	323	TRS Exhaust Valve .....	180
Threaded Fitting Sizes.....	452	Torch – Inspection .....	323	Truck Mounted Blast System .....	10-25
Threaded Hose Fittings .....	195	Torit Filters .....	261	Truck Mounted Dust Collector .....	78-83
Threads – Nozzles.....	116	Tornado Spin Blaster.....	96, 97	True-Coat Hand Held Sprayer.....	375
Three Outlet Nozzle.....	124, 125	Tornado XL Spin Blaster.....	96, 97	Tube 3 – Paint, Siphon.....	378
Throat Seal Liquid (TSL).....	384	Touch Up Blaster .....	257	Tube Cleaning Tools .....	248-251
Thumb Screw.....	379	Tough Tek Applicator.....	376	Tube Painting .....	110, 112, 252-254
Ties – Containment Sheeting, Elasticated.....	278	Tough Tek Guns .....	376	TuffStack – Xtreme Repair Kit.....	381
Tiger Hose.....	267	Tough Tek Hose Applicator.....	376	Tumblast .....	54-59
Tiger Hoses.....	267	Towels – Lead Dust Remover.....	275	Tungsten Carbide – HP Ball Valve .....	390
TigerFlex Vacuum Hose.....	267	Toxic Substances Hazards.....	414, 415	Tungsten Carbide Blast Nozzles .....	118
Time Recorders – Blasting.....	184	TPI (Thread Per Inch) Information .....	452, 453	Tungsten Carbide Stick Up Blast Nozzle .....	121
Tinker and Razor .....	329	TQC Dewcheck.....	317	Tungsten Needle Tips – Paint Spray Guns.....	351
Tinkor & Razor Spark Tester .....	328, 329	TrackBlast Cleaning Machines .....	98, 99	Tungsten Nozzles .....	118, 120-126
Tip – Graco Alpha AA Gun Flat Spray Tips.....	374	Trailer Mounted Blast System.....	10-25	Tunnelling Ventilation .....	78-83
Tip – Graco Fine Finish RAC X, Airless Spray Tip.....	373	Trailer Mounted Blasters		Turbo Pressure Cleaner Heads.....	270
Tip – Graco RAC 5, Airless.....	371	/ Air Drier.....	16, 17, 22, 23, 26-31	Twin Deadman Control Hose.....	187
		Trailer Mounted Dust Collectors.....	78-83	Twin Head Spray Gun.....	375

# INDEX

Twin Nozzle Blaster .....	96, 97
Twinline – Paint and Air .....	352
Twinline Control Hose .....	187
Twinline Pneumatic Remote Control Hose .....	187
TwistLok Connectors .....	187
Twistork Agitator .....	393
Two Component Application of 'Fast-Set' Coatings .....	338, 339
Two Component Sprayers .....	338
Two Way Communication System .....	216, 217
Two-Component Application of Intumescent Fire-Proofing Coatings .....	338, 339
Tyvek Coveralls .....	241
<b>U</b>	
UHP Water Blasting .....	100-105
UHP Water Blasting – Dust-free .....	100-105
Ultra Coarse Staurolite .....	288
Ultra Flow Airless Hose .....	368, 369
Ultra High Pressure Water Blasting .....	100-105
Ultra High Pressure Water Blasting Accessories .....	100-105
Ultra Max Sprayers .....	346
Ultra-Filter .....	261
UltraFlex Twin Paint Line / Air Hose Sets .....	352
UltraMax Filters .....	387
Ultrasonic Gage .....	319
Ultraspray Airless Hose .....	368, 369
Ultraspray Whip Hose .....	368, 369
ULTRA-TUFF Silicon Nitride Blast Nozzle .....	117
Ultraweb Filters – Dust collector .....	261
Umbrella – Blast Pot .....	198
Uncorded Ear Plugs .....	244
Under-floor Abrasive Recovery .....	36-41, 70-77
Union Adaptor .....	385
Union End Ball Valve .....	196
Unit conversion .....	465
Universal Paint Inspection Gage (PIG) .....	325
Upgrade – Remote Control Systems .....	181
Upgrade Kit – Electric Remote Control .....	185
Urethane Blast Nozzle .....	117
Urethane Nozzles .....	117
Urethane Pop-Up Valve / Seating Ring .....	197
Urethane Seat – Thompson Valve .....	169, 170
US Navy Sandblast Cost Formula .....	426-429
US Units to Metric .....	465
Using Coating Inspection Instruments .....	300
UV Light .....	323
<b>V</b>	
Vac & Blast Heads .....	88-93, 264, 265
Vac Shrouded Hand-Held Scarifier-Scaler .....	258
Vac Shrouded Needle Guns .....	256
Vac Transfer Pot Extender .....	199
Vacuload Recovery Systems .....	64-69
Vacuload System - Rental .....	284
Vacuum – Recovery Systems .....	64-69
Vacuum Abrasive Loader .....	268
Vacuum Attachment – UHP Water Blasting .....	100-105
Vacuum Blast Brushes .....	264, 265
Vacuum Blast Spares .....	264, 265
Vacuum Blast Unit .....	88-93
Vacuum Blasters .....	88-93
Vacuum Blasting System - Rental .....	285
Vacuum Blasting Systems .....	88-93
Vacuum Cleaners .....	269
Vacuum Cleaners – Air Powered .....	269
Vacuum Hose – Abrasive .....	267
Vacuum Hose – Hose Tail Fittings .....	266, 267
Vacuum Hose – Specialty Fittings .....	266, 267
Vacuum Hose Super Clamp .....	266
Vacuum Hoses .....	267
Vacuum Loader, Cyclone Loader .....	199
Vacuum Loading .....	24
Vacuum Loading Ball Valves .....	192
Vacuum Recovery Systems - VRS1 .....	88-93
Vacuum Recovery Systems - VRS2 .....	88-93
Vacuum Recovery Systems - VRS3 .....	88-93
Vacuum Shrouded Blast & Vac Workheads .....	264, 265
Vacuum System – Abrasive, Air Powered, Light Duty .....	268, 269
Vacuum System - Rental .....	284
Vacuum Transfer System – Abrasive, Interceptor .....	268
Vacuum Transfer Systems - Eductor .....	268
Vacuum Trucks .....	64-69
Valve - Abrasive Metering .....	166-173
Valve – Abrasive Metering .....	166-173
Valve – Air Non-Return .....	190
Valve – Air, Ball Type .....	192
Valve – Auto Air, Remote Control .....	176, 181, 182
Valve – Ball, High Pressure .....	390
Valve – Cobra, Remote Control .....	180
Valve – Combo, Remote Control .....	175, 178, 181, 183
Valve – Control Line Pilot .....	177
Valve - Microvalve III .....	166, 178, 181
Valve - Schmidt Tera .....	168, 182
Valve - Tera .....	168, 182
Valve – Thompson Valve Full Flow .....	24, 171
Valve – Thompson Valve I .....	170
Valve – Thompson Valve II .....	169, 171, 179, 181
Valve – Thompson Valve, Series II Remote Control System .....	181
Valve Muffler – Pop-Up Outlet .....	194
Valve Pressure Losses .....	454, 455
Valve Remote Control System – Combo .....	181
Valve, Runaway .....	384
Valves .....	166-189
Valves – Air Check .....	190
Valves – Ball Valves .....	192
Valves – Full Bore Ball .....	192
Valves – Pressure Relief .....	190
Van-Air Compressed Air Drier .....	26-31, 208-210
Vandalism Cleaning Systems .....	94
Vapor Blasting Equipment .....	84-87
Variable Pressure Inlet Valve .....	180
VBS 2 .....	194
Ventilation .....	402, 403
Ventilation and Control – Environmental Containment .....	272-281
Ventilation Fans .....	259
Ventilation Fans – Blue Wizard .....	259
Ventilation Flow Rule Conversion Table .....	467
Ventilation Guide .....	441
Ventilation Systems .....	78-83
Ventilation Systems – Blast Room .....	36-41
Ventilation Systems – Mobile Dust Collectors .....	78-83
Venturi Blast Nozzles .....	114-126
Venturi Nozzle – Short Tungsten Carbide .....	122
Venturi Nozzle Explained .....	115
Venturi Vacuum Tools .....	268
Vertical Blast Cleaning System .....	98, 99
Vertical Trackblaster .....	98, 99
VertiDrive .....	95
Vest – Cooling .....	227
Viper Pinch Valve .....	174
Viscon Heater .....	391
Viscosity Charts .....	439
Viscosity Cup .....	354
Viscosity Reduction Heater .....	391
Visor – Air Fed .....	222
Visor – Eye/Face Protection .....	245
Visor – Nova Helmet .....	212-215
Visors .....	212-215, 218-222
Visual Comparators – Surface Cleanliness .....	308
Visual Comparators – Surface Profile .....	322
Visual Comparisons Manual – Application and Coating Defects .....	304
Visual Standards .....	308
Visual Standards – BlastOne .....	432, 433
Visyglass .....	288
Voice Transmission System .....	216, 217
Voltage Checking Crest Meter .....	326
Voltage for Holiday Testers .....	451
Voltage for Spark Testers .....	451
Voltage Meter – Spark Tester .....	328
Volume Solids Table .....	448-450
Von Arx Needle Scaler .....	256
Vortex Air Conditioner .....	226
VRS 1 - Vacuum Recovery System .....	88-93

VRS 2 - Vacuum Recovery System .....	88-93	Water Spray Wet Blasting Attachment.....	199	Windspeed Meter.....	317
VRS 3 - Vacuum Recovery System .....	88-93	Water Suction Machines.....	64-69	Wind Turbine Blasting .....	110-112, 251-253
VX Helmet .....	218	Water Traps .....	26-31, 208-210	Wing Nut .....	148
<b>W</b>		Water Vapour Control .....	108, 109	Wipe - Cleaning.....	237
W Beam Surface Area .....	456-463	Waterblasters .....	270	Wipes - Solvent .....	400
Wagner Air Motor Repair Kit .....	382	Waterproof Containment Tape .....	279	Wire - Cut, Abrasive .....	295
Wagner Air Powered Piston Pump Repair Kits.....	382	Wear Chart - Blast Nozzles .....	117	Wire Brush.....	397
Wagner Airless Spray Guns.....	359	Wear Gage - Nozzle Analyser .....	115	Wire Wheel Bristle Blaster.....	255
Wagner G10XL Airless Spray Gun .....	359	Wear-resistant Blast Hose .....	127-130	Wire Wheels.....	255
Wagner Gun Replacement Filters.....	367	Weather Conditions Chart .....	444, 445	Wireless Systems .....	216, 217
Wagner Inlet Strainer .....	379	Weather Protection.....	280	WIWA Pump Repair Kits .....	382
Wagner Pump Repair Kit.....	382	Weather Test Gage.....	316-318	Wooden Pole.....	399
Wagner Service Kits .....	382	Weld Blasting Equipment .....	88-93	Work Practice Publications .....	300-308
Wagner Suction Hose .....	378	Welding Hood.....	219, 221	Work Site Decontamination Unit.....	106, 107
Wagner Thread RAC 5 Tip Guard.....	371	Welding Mask.....	219, 221	Worker Shower Trailer - Rental .....	284
Wagner to Graco Adaptor .....	363	Welding Respirator.....	219, 221	Workheads, Blast N Vac .....	92, 93, 264, 265
Wagner to Graco Gun Adaptor.....	371	Westech Deadman Handle .....	188	Working Foil Set.....	314
Wall Strippers .....	398	Western Garnet.....	289	Worm Drive Clamps.....	161
Walnut.....	292	Wet and Dry Vacuum .....	269	Worm Mixer .....	393
Walnut Abrasive.....	292	Wet Blast Accessories .....	199, 200	Worn Tips.....	446, 447
Walnut Media .....	292	Wet Blaster - EcoQuip .....	84-87	Wrap Around Safety Goggles.....	245
Walnut Shell.....	292	Wet Blasting.....	84-87	<b>X</b>	
Warmer - Paint.....	391	Wet Bulb Thermometer.....	318	X60.....	340-343
Warning Tape - Lead .....	279	Wet Cup Fluid.....	384	X70.....	340-343
Warnings -Blasting and Spraying Safety .....	414, 415	Wet Film Comb .....	315	Xforce HD .....	375
Warrior 4000 Air Spray System .....	345	Wet Film Thickness Chart .....	448-450	XHD Extra Heavy Duty Spray Tip .....	372
Washers - Air Couplings.....	146, 147, 149	Wet Film Thickness Gages.....	315	XHD Extra Heavy Duty Tip Guard.....	372
Washers - Blast Couplings .....	142, 143	Wet Sponge Pinhole Detector .....	329	XHF Spray Gun.....	359
Washers - Coupling.....	143	Wetblast Nozzle - Double Venturi.....	120	XL .....	342
Washers - Nozzle Holder ('M' Thread) .....	138	WetJet Garnet.....	289	XM Graco Plural Machine.....	338
Washers - Nylon, Nozzle Holder .....	138	WFT Gages .....	315	XM High Technology 2K Spray Systems.....	338
Washing Station.....	106, 107	Wheel Blast.....	54-59	XM Sprayer.....	338
Waste Disposal Bags - Lead .....	281	Wheel Blast Machine.....	53-59	XP70 .....	338
Water - Wash Rooms .....	48-53	Wheelabrator Machine .....	53-59	XTR Airless Spray Gun.....	359
Water and Air Hose - Premium Duty Rubber.....	150	Wheelabrator Plate Machine .....	53-59	XTR-5 Airless Spray Gun .....	359
Water Armor .....	100-105	Whip Check Safety Cable.....	139, 419	XTR-7 Airless Spray Gun.....	359
Water Blasting - UHP.....	100-105	Whip End .....	128	Xtreme Air Motor Repair Kit .....	380
Water Cleaners .....	270	Whip Hose - High Pressure Airless.....	368	Xtreme Drain Valve .....	390
Water Demineralizer .....	331	Whip Hose and Filter Assembly - Graco.....	366	Xtreme Graco Sprayer .....	340-343
Water Filter.....	208, 209	Whip Hose Filter - Filter Elements.....	366	Xtreme Lower .....	341, 343
Water Induction Nozzle .....	200	Whip Hose Hints .....	417	Xtreme Mix Pump/Sprayers .....	338
Water Injection HP Wet Blasting Attachment..	199, 200	Whip Hose Joiners.....	385	Xtreme Pump Filters .....	387, 388
Water Jetting - UHP.....	100-105	Whipcheck - Blast Hose Safety Cable .....	139, 419	Xtreme Pump Lowers .....	341, 343
Water Jetting Machine.....	100-105	Whipcheck Use .....	419	Xtreme Pump Siphon Tube.....	378
Water Jetting Visual Standard.....	308	Whirling Hygrometer.....	318	Xtreme Pumps/Sprayers .....	340-343
Water Nozzle.....	200	White Diamond Crushed Glass .....	288	Xtreme Repair Kit .....	381
Water Pressure Cleaners - Power Blast, Petrol Powered, Cold Water, Electric.....	270	Why Install a Blast Room? .....	36-41	Xtreme Strainer .....	379
Water Removal for Compressed Air .....	26-31, 208-210	Why Should I Be Using Mega Max Couplings On My Blast Hoses?.....	135	Xtreme Suction Kit.....	378
Water Removal System - Blast Air .....	26-31, 210	Wide Blast Pattern Nozzle .....	122	Xtreme XL .....	342
Water Removal Systems.....	108, 109	Widerac RAC X Airless Spray Tip .....	372	Xtreme-Mix Graco Plural Machine.....	338
Water Ring Wet Blasting Attachment .....	199	WIN Water Induction Tungsten Carbide Blast Nozzle .....	200	Xtreme-Mix Plural Spray Machines for Industrial Epoxy Coatings.....	338
		Winch - Blast Hose.....	251		



# INDEX

## Y

Yellow Air Hose ..... 150  
Y-piece – Flat Sand Valve ..... 172

## Z

Z4 Welding Helmet ..... 221  
Z-Link Respirator ..... 219  
Zahn Cups ..... 354  
Zec Abrasive Disk ..... 257, 263  
Zero Blast Cabinet ..... 60, 61  
Zero Plates – Ferrous and Non-Ferrous ..... 314  
Zero PSI – ASAP Deadman Shutdown ..... 183  
Zinc Air Spray Gun ..... 351  
Zinc Paint Strainers ..... 354  
Zinc Spray Line ..... 353